

NuEnergy Gas Limited (ABN 50 009 126 238)  
NGY: Listed on Australian Securities Exchange (ASX)



---

DELIVERING CLEAN  
ENERGY TO INDONESIA

---



ersonal use only

# Disclaimer

## Legal Disclaimer

*This presentation has been prepared by NuEnergy Gas Limited (“NuEnergy” or “NGY”) and is being provided for the sole purpose of providing preliminary background financial, operational and other information to enable shareholders and/or prospective investors to review the business activities of NGY. It is not intended as an offer, invitation, solicitation or recommendation with respect to the purchase or sale of any securities.*

*Certain statements included in this release constitute forward looking information. This information is based upon a number of estimates and assumptions made on a reasonable basis by NGY in light of its experience, current conditions and expectations of future developments, as well as other factors that NGY believes are appropriate in the circumstances. While these estimates and assumptions are considered reasonable, they are inherently subject to business, economic, competitive, political and social uncertainties and contingencies.*

*Many factors could cause NGY actual results to differ materially from those expressed or implied in any forward-looking information provided by NGY, or on behalf of, NGY. Such factors include, among other things, risks relating to additional funding requirements, gas prices, exploration, acquisition, development and operating risks, competition, production risks, regulatory restrictions, including environmental regulation and liability and potential title disputes. Forward looking information is no guarantee of future performance and, accordingly, investors are cautioned not to put undue reliance on forward looking information due to the inherent uncertainty therein. Forward looking information is made as at the date of this release and NGY disclaims any intent or obligation to update publicly such forward looking information, whether as a result of new information, future events or results or otherwise.*

*The purpose of this presentation is to provide general information about NGY. No representation or warranty, express or implied, is made by NGY that the material contained in this presentation will be achieved or prove to be correct. Except for statutory liability which cannot be excluded, each of NGY, its officers, employees and advisers expressly disclaims any responsibility for the accuracy or completeness of the material contained in this presentation and excludes all liability whatsoever (including in negligence) for any loss or damage which may be suffered by any person as a consequence of any information in this presentation or any error or omission therefrom. This presentation should be read in conjunction with the Annual Financial Report as at 30 June 2021 of NGY, the half year financial statements together with any ASX announcements made by NGY in accordance with its continuous disclosure obligations arising under the relevant acts/laws.*



# Corporate Overview

DELIVERING CLEAN ENERGY TO INDONESIA

**NuEnergy Gas is an ASX Listed, Independent Clean Energy Company Focusing on the Exploration, Development & Production of Coal Bed Methane**

## Corporate Information as at 23 June 2023

ASX Listed	NGY
Share Price	A\$0.036
Issued shares	1,481 m
Market Cap	A\$53.31 million

## Top Shareholders – 23 June 2023

	%
New Century Energy Resources Ltd	32.33%
Globaltec Energy Resources Sdn Bhd	32.33%





Contributing to the worlds goal in transition towards Low-Carbon future by 2050

- CBM being the cleanest fossil is well position to fill the transition to a Low-Carbon future.
- Studies indicate gas demand is projected to be resilient until 2050 as a transition energy source.
- Transforming Methane to Hydrogen gas (Green Energy) process.
  - Green and carbon free
  - Carbon Tax incentive from government to improve return on investment



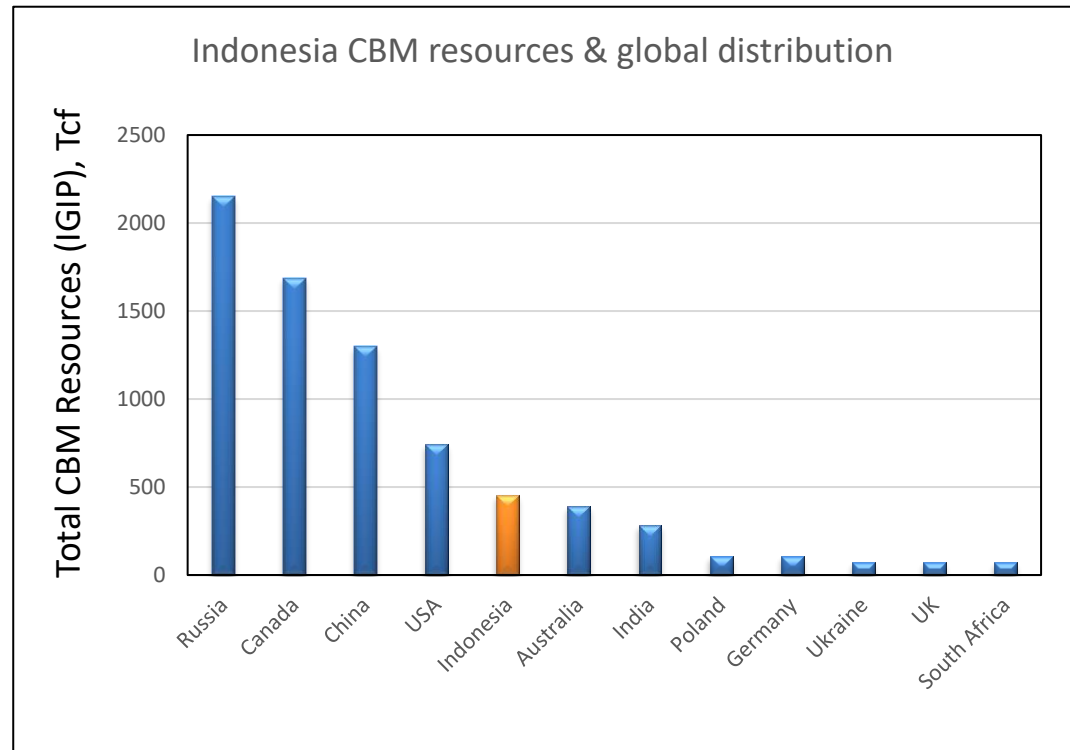
# Why CBM in Indonesia?

DELIVERING CLEAN ENERGY TO INDONESIA



# Why CBM in Indonesia?

- One of the world's largest CBM resources
- Excellent alternative to depleting natural gas in Indonesia
- Government's support for clean energy
- High demand for gas as a clean energy source in Indonesia in the near and long term
- Attractive gas price
- Local infrastructure
- Close proximity to end users



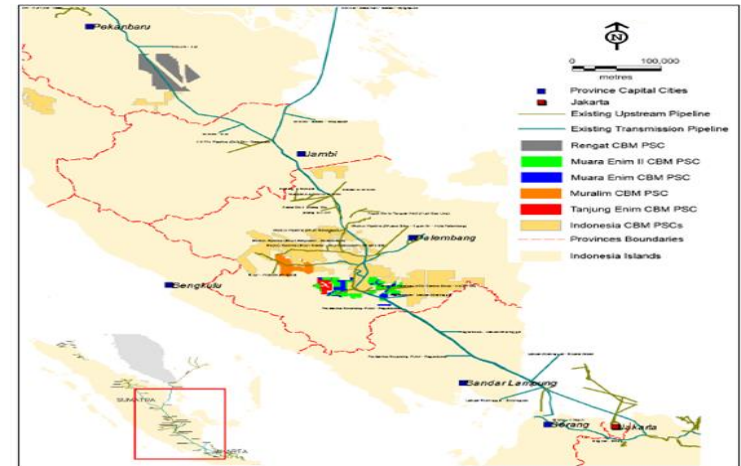
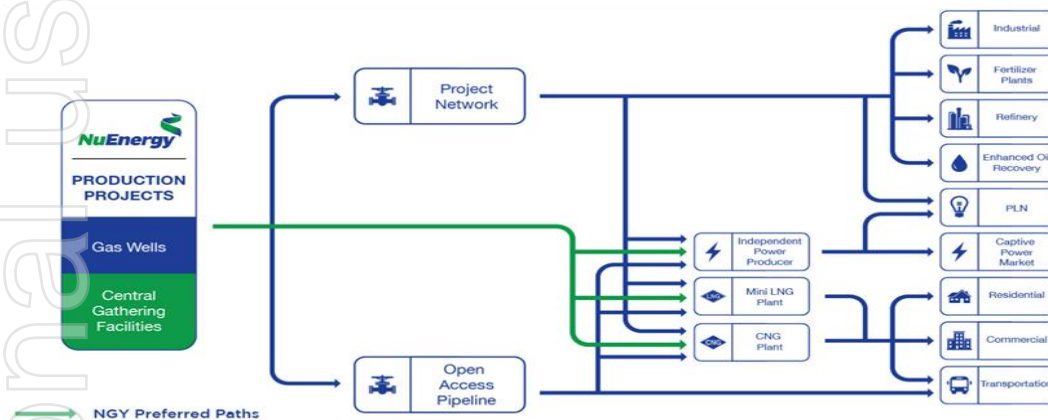
# Why CBM In Indonesia (continue)

## Excellent Geographical Setting

- ✓ World's 4<sup>th</sup> largest population and growing rapidly
- ✓ Strong GDP growth and solid economic outlook (5% growth y-on-y)
- ✓ Increasing energy demand (5.9% in 2016) and robust gas prices
- ✓ Declining conventional oil and gas production from domestic supplies
- ✓ Government support to increase clean energy production
- ✓ Singapore trunkline within 10 km

## Close Proximity to Key Infrastructure

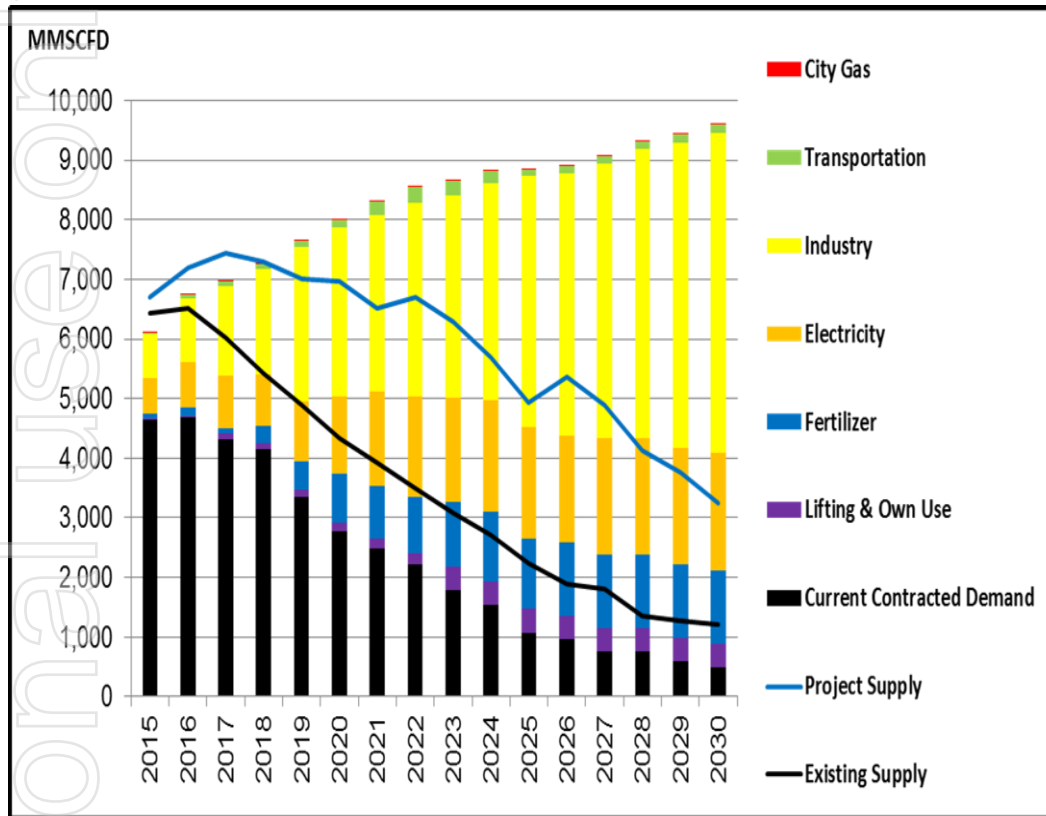
- ✓ Tanjung Enim PSC is located in a prolific hydrocarbons basin, near major gas export pipelines, underutilized gas infrastructure, and high-volume, under-supplied markets
- ✓ Several high-price marketing options in close proximity, including local compressed natural gas users, electricity companies and independent power producers



Indonesia is growing rapidly in terms of both its population and economy which has been experiencing strong growth in energy demand and supporting local gas price.

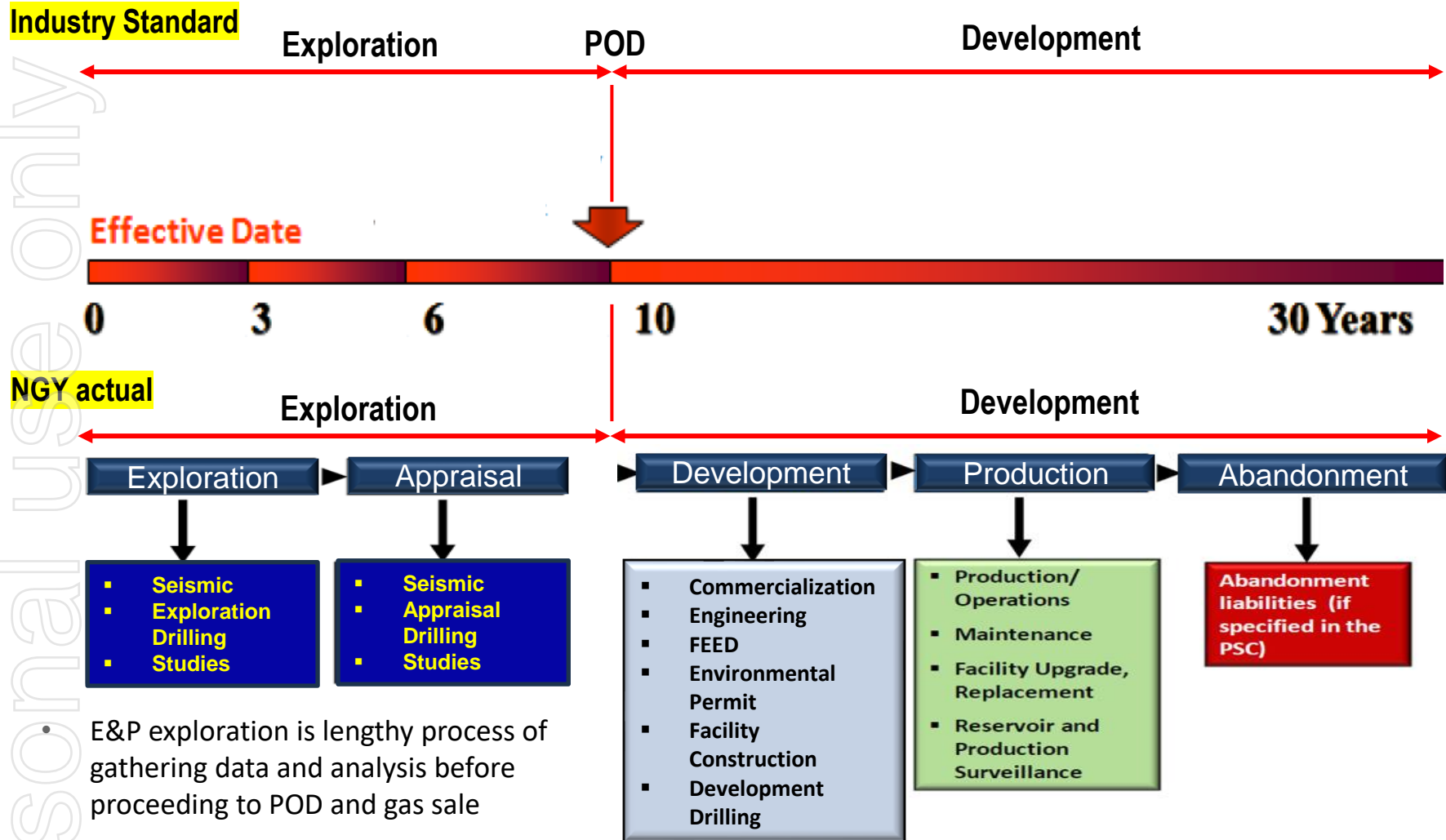


Demand for energy continues to increase beyond 2030



- Indonesia Government targets to increase natural gas production to 12 BSCFD by 2030 (Currently 5.3 BSCFD, Sept 2022)
- As the world is preparing for a low carbon environment by 2050, there is increasing demand for Clean gas over conventional oil and coal
- Replacing coal power plants with clean CBM gas.
- As main ingredient to produce Hydrogen carbon free Green Energy with Methane Reformation Reaction.

# Upstream Oil & Gas Business Process in Indonesia





# NGY Assets Overview

DELIVERING CLEAN ENERGY TO INDONESIA

# NuEnergy Assets Overview

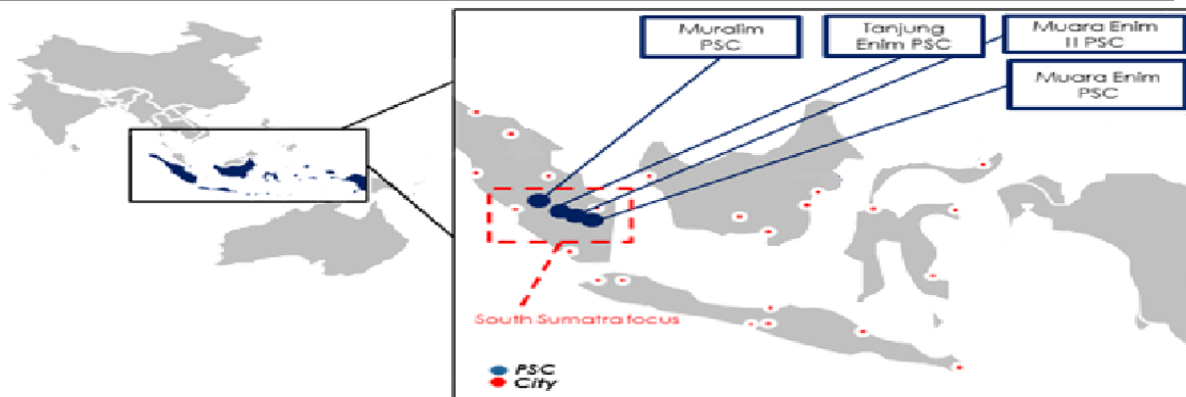
## Key Statistics

Owner/Operator	NuEnergy Gas Limited
Location	Indonesia, South Sumatera
Commodity	Clean Unconventional Gas (CBM)

Resources & Reserves	OGIP 9,691 BCF
----------------------	-------------------

Operations	Transition from Exploration to Production Operator for all Indonesia assets
------------	---

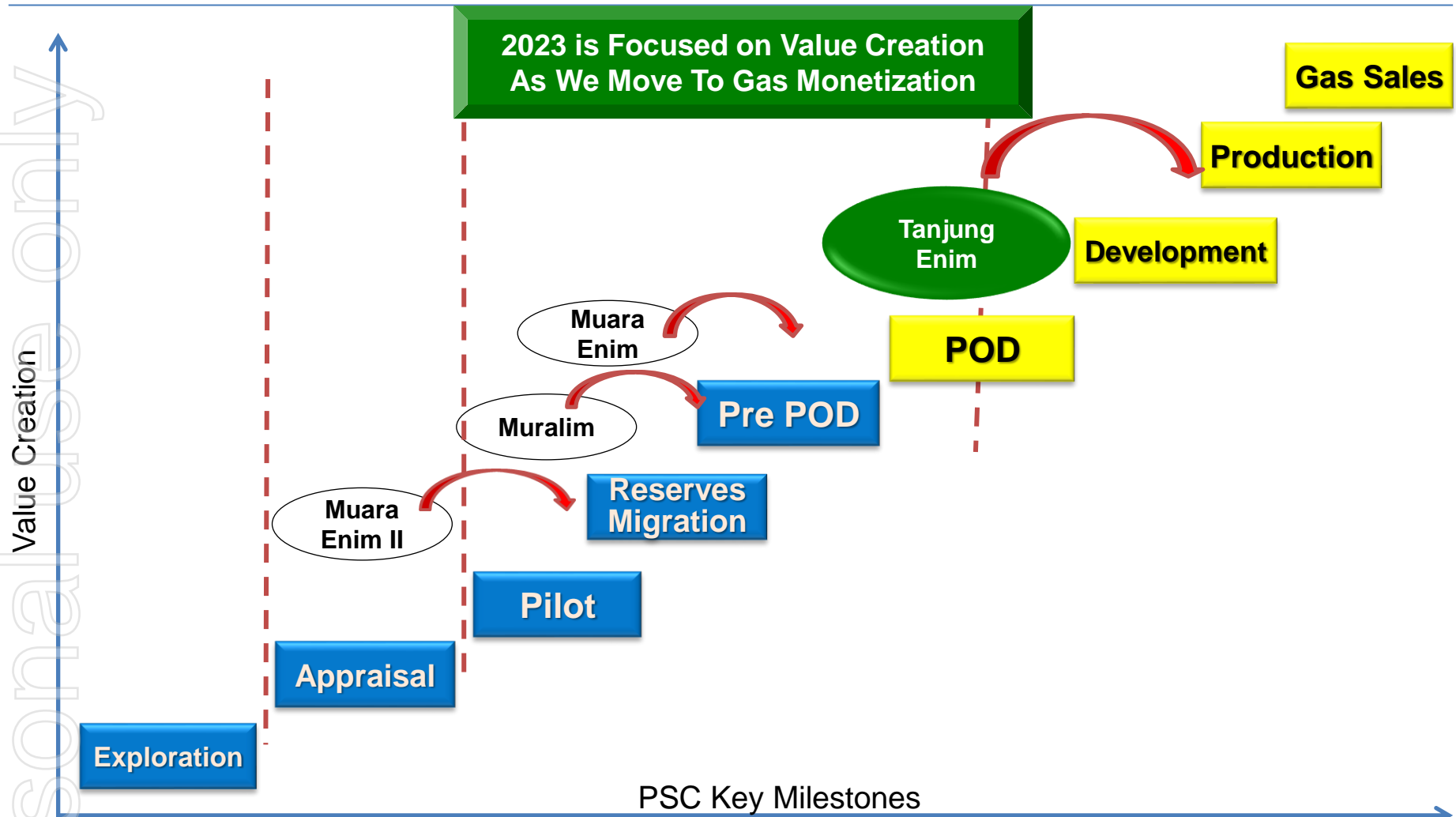
Development	Received approval for Tanjung Enim Plan Of Development (POD)  Progress to gas production and gas sale  Integrated development of South Sumatera
-------------	---



PSC	Ownership	Partners	Resource/Reserve	Status	Operator
Tanjung Enim	45%	Pertamina (27.5%) Bukit Asam (27.5%)	<b>Gas In Place:</b> 484 BCF <b>POD I (33km2 of 249km2)</b> P1/P2/2P 113/102/215 BCF Recoverable Reserve: 164.89 BCF	POD Approved	NuEnergy
Muara Enim	40%	Pertamina (60%)	<b>Gas In Place:</b> 3,056 BCF <b>1C/2C/3C:</b> 0.84/0.84/39 BCF <b>Prospective:</b> 658 BCF	Pre-POD	NuEnergy
Muara Enim II	30%	Pertamina (40%) Sugico (30%)	<b>Gas In Place:</b> 4,715 BCF <b>Prospective:</b> 766 BCF	Appraisal	NuEnergy
Muralim	50%	Medco Energi (50%)	<b>Gas In Place:</b> 1,436 BCF	Pilot	NuEnergy



## Status 2023 – Major Milestones Ahead



# Tanjung Enim POD Implementation



# Tanjung Enim PSC Milestones Towards Commercial Production

## POD Approved Letter



MENTERI ENERGI DAN SUMBER DAYA MINERAL  
REPUBLIK INDONESIA

Nomor : T-291/MG.04/MEM.M/2021  
Sifat : Segera  
Lampiran : Satu Lembar  
Hal : Penetapan Besaran Bagi Hasil (*Split*) dan Persetujuan Rencana Pengembangan Lapangan yang Pertama (POD I) Lapangan Tanjung Enim Area A&B Wilayah Kerja GMB Tanjung Enim Skema *Gross Split*

17 Juni 2021



MENTERI ENERGI DAN SUMBER DAYA MINERAL  
REPUBLIK INDONESIA

Number : T-291/MG.04/MEM. M/2021  
Characteristic : Soon  
Attachment : One Sheet  
Subject : Determination of the Amount of Production Sharing (*Split*) and Approval of the First Field Development Plan (POD I) Tanjung Enim Field Area A & B GMB Tanjung Enim Gross Split Working Area

17 June 2021

Menteri Energi dan Sumber Daya Mineral,  
  
Arifin Tasrif

Tembusan:

1. Sekretaris Jenderal Kementerian ESDM
2. Direktur Jenderal Minyak dan Gas Bumi

## Executive Summary

- PSC Signed on Aug 4, 2009
- POD 1 Approved on **June 17, 2021 (Gross Split)**
- Exclusive operation for POD 1
- The working area is 33 Km<sup>2</sup> out of total 249.1 Km<sup>2</sup>

## Participation Interest

**Dart Energy (Tanjung Enim) Pte Ltd (45%)**

- PT. PHE Metra Enim (27.5%)
- PT Bukit Asam Metana Enim (27.5%)

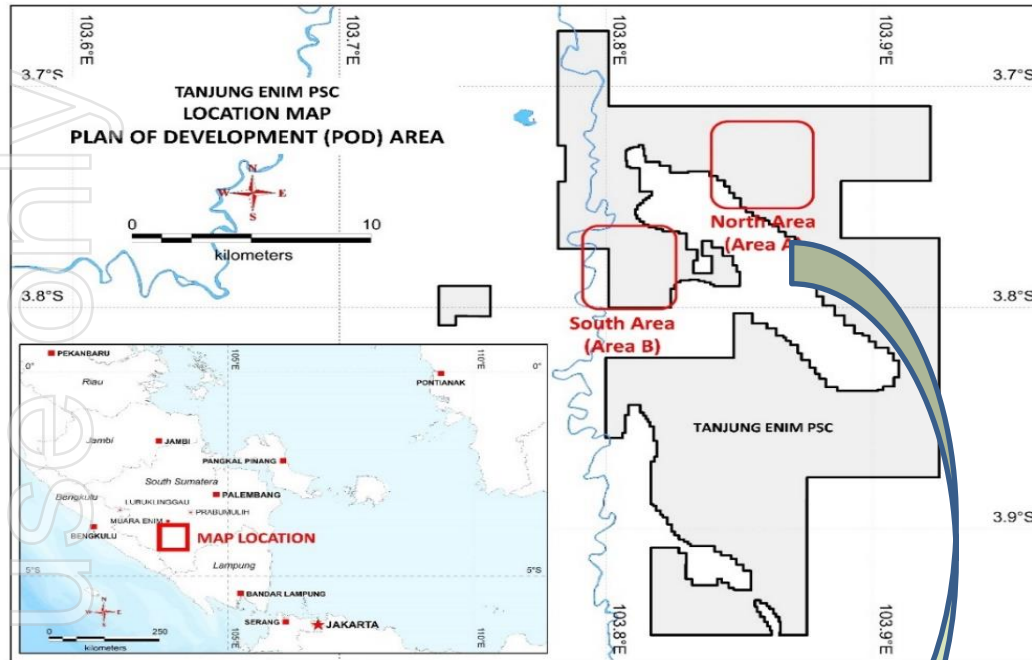


## RESERVE DATA

Reservoir Target	Coal Layer A1, A2, B1, B2 and C of Muara Enim Formation
Initial Gas In Place	
P1	113.15 BSCF
P2	102.08 BSCF
2P	215.23 BSCF
Recoverable Reserve	164.89 BSCF

\*Certified by LEMIGAS

# Tanjung Enim PSC Overview



## Strategic Location

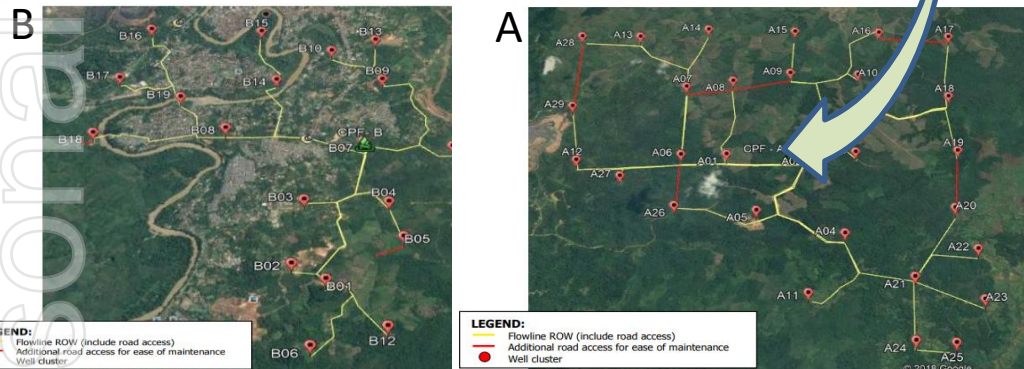
- Located near to fast growing economy and industrial cities of Prabumulih (50 km) and Palembang (200 km) respectively
- Located near to pipeline infrastructure about 24 km from Lematang Gas Pipeline

## What We Have Completed

- CBM Wells 13 wells, Coal Mining Holes 27 wells, Seismic Lines 55 lines, Conv. Wells 5 wells

## Development Wells for POD 1

- Total of 209 development wells planned for the development of the Tanjung Enim CBM field.





# Tanjung Enim PSC POD Implementation Plan

- Sales Prod.  
Phase 1 - 1 MMSCFD,  
Phase 2 – 5 MMSCFD,  
Phase 3 – 18 MMSCFD

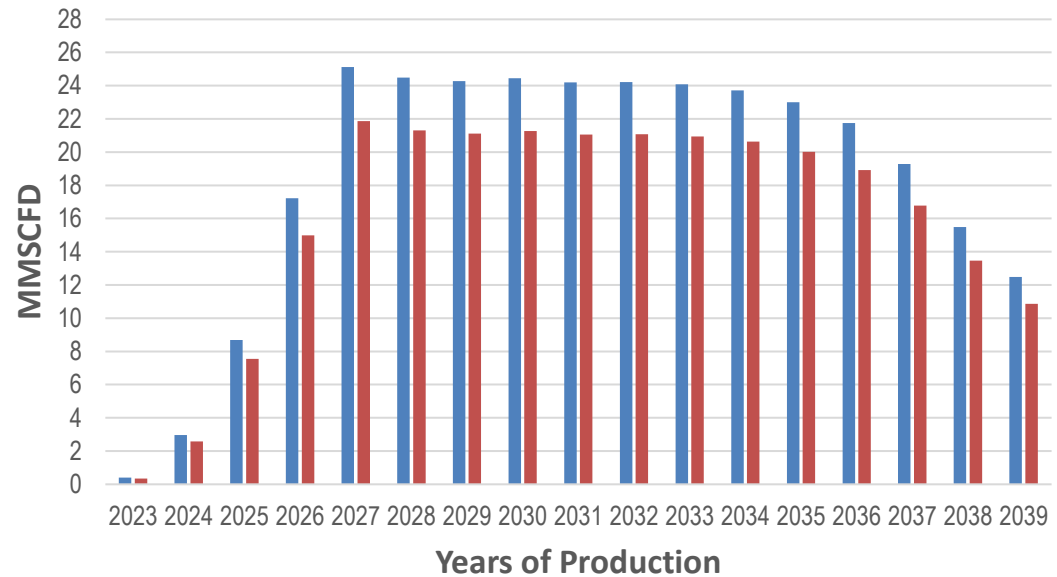
- 209 Wells (until end of Contract)

- Production :

Reserve (BSCF)	215.3
Cumm. Gas Production (BSCF)	115.22
Production Ratio (%)	53.54
Sales Net Production (BSCF)	100.24

- Well Sequence :

Forecast Gas Production



■ Gross Prod. ■ Sales Gas

FIELD	Wells	Years																
		2023	2024	2025	2026	2027	2028	2029	2030	2031	2032	2033	2034	2035	2036	2037	2038	2039
TANJUNG ENIM	209	4	20	60	9	7	16	21	13	13	12	14	10	10	-	-	-	-

ersonal use only



# Thank You

DELIVERING CLEAN ENERGY TO INDONESIA