



ECOSCIENCE INTERNATIONAL BERHAD
202001024633 (1380953-M)



ANNUAL REPORT
2025

5th

ANNUAL GENERAL MEETING

(Physical meeting)



25 MAY 2026

2.30 p.m.



Pendeta 123,
Palm Resort Golf &
Country Club,
Jalan Persiaran Golf,
Off Jalan Jumbo,
81250 Senai, Johor

WHAT'S INSIDE

SECTION

01 OVERVIEW

- p.02 About Us
- p.04 Corporate Information
- p.05 Corporate Structure

SECTION

02 HIGHLIGHTS

- p.06 Financial Highlights

SECTION

03 LEADERSHIP

- p.08 Profile of Directors
- p.14 Profile of Key Senior Management

SECTION

04

KEY MESSAGES

p.16	Chairman's Statement
p.19	Management Discussion and Analysis
p.25	Sustainability Statement

SECTION

05

GOVERNANCE

p.48	Corporate Governance Overview Statement
p.62	Audit and Risk Management Committee Report
p.65	Statement on Risk Management and Internal Control
p.69	Directors' Responsibility Statement

SECTION

06

FINANCIAL STATEMENTS

p.71	Directors' Report
p.76	Statement by Directors
p.76	Statutory Declaration
p.77	Independent Auditors' Report
p.81	Statements of Financial Position
p.83	Statements of Profit or Loss and Other Comprehensive Income
p.84	Statements of Changes in Equity
p.85	Statements of Cash Flows
p.88	Notes to the Financial Statements

SECTION

07

ADDITIONAL INFORMATION

p.149	Additional Compliance Information
p.152	List of Properties
p.153	Analysis of Shareholdings
p.156	Analysis of Warrant Holdings
p.158	Notice of 5th Annual General Meeting
p.162	Administrative Guide
	Proxy Form

ABOUT US

WHO WE ARE

We are a **one-stop solution provider** for the **construction of palm oil mills and supporting facilities, and fabrication of equipment.**

Our core activities are in the construction of plants, which are mainly palm oil mills and facilities supported by our in-house fabrication of equipment.

Other complementary activities include supply of materials and equipment, spare parts and provision of maintenance services.



ABOUT US
(CONT'D)

OUR VISION



We construct facilities that facilitate the supply chain of the all-around palm oil commodity.

OUR MISSION

To provide the most efficient and trustworthy services to our valued customers through the continuous expansion of our facilities to meet the customer demands, providing regular skill set training for our workforce, engaging in research and development and the utilization of information technology to meet the growing needs of the industry in compliance with regulatory and statutory standards for safe and reliable fabrication of our products.



OUR CORE VALUES

E

Excellence

We are committed to achieving consistent excellence

M

Meaningful Work

We understand the impact of our work on the greater society

E

Evolving

We are constantly innovating to maximise the efficiency of our clients



CORPORATE INFORMATION

BOARD OF DIRECTORS

Dato' Tan Yee Boon

Independent
Non-Executive Chairman

Wong Choi Ong

Non-Independent Executive
Director/Managing Director

Thing Jin Suan

Non-Independent
Executive Director

Law Sang Thiam

Independent
Non-Executive Director

Ang Chye Kian

Independent
Non-Executive Director

Shu Ling Ling

Independent
Non-Executive Director
(Appointed on 3 June 2025)

AUDIT AND RISK MANAGEMENT COMMITTEE

Chairman

Law Sang Thiam

Members

Ang Chye Kian
Shu Ling Ling

NOMINATION COMMITTEE

Chairperson

Shu Ling Ling

Members

Law Sang Thiam
Ang Chye Kian

REMUNERATION COMMITTEE

Chairperson

Ang Chye Kian

Members

Shu Ling Ling
Law Sang Thiam

COMPANY SECRETARIES

Tea Sor Hua

(MACS 01324)
(SSM PC No.: 201908001272)

Lee Xiang Yee

(MAICSA 7068124)
(SSM PC No.: 202408000069)

REGISTERED OFFICE

Third Floor, No. 77, 79 & 81
Jalan SS21/60, Damansara Utama
47400 Petaling Jaya
Selangor Darul Ehsan
Tel : +603-7725 1777
Email : info@cospec.com.my

AUDITORS

TGS TW PLT

(202106000004 (LLP0026851-LCA)
& AF002345)
Unit E-16-2B
Level 16, ICON Tower (East)
No.1, Jalan 1/68F, Jalan Tun Razak
50400 Kuala Lumpur
Tel : +603-9771 4326
Fax : +603-9771 4327

SHARE REGISTRAR

Symphony Corporate Services
Sdn. Bhd.
S-4-04, The Gamuda Biz Suites
Jalan Anggerik Vanilla 31/99
Kota Kemuning
40460 Shah Alam
Selangor

Tel : +6016-439 7718
Fax : +603-5131 9134

Email :

symphonycorporateservices@gmail.com

HEAD OFFICE

PLO 555, Jalan Keluli 8
Pasir Gudang Industrial Estate
81700 Pasir Gudang
Johor
Tel : +607-255 3126
Fax : +607-255 4558
Website : www.ecosciencegroup.com
E-mail : admin@ecoscience.com.my

PRINCIPAL BANKERS

United Overseas Bank (Malaysia)
Berhad

STOCK EXCHANGE LISTING

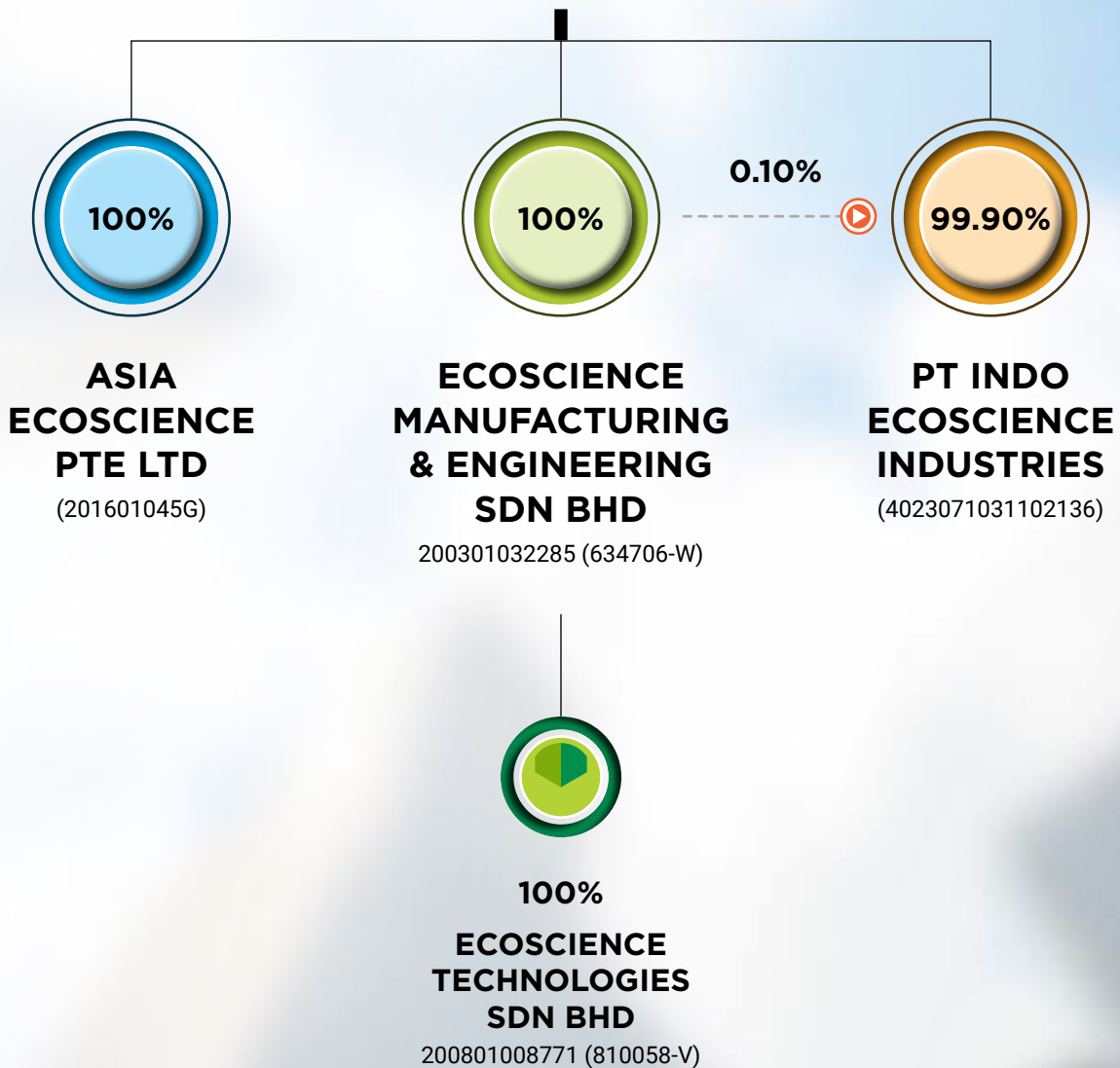
ACE Market of the Bursa Malaysia
Securities Berhad
Stock Name : EIB
Stock Code : 0255

CORPORATE STRUCTURE



ECOSCIENCE INTERNATIONAL BERHAD

202001024633 (1380953-M)



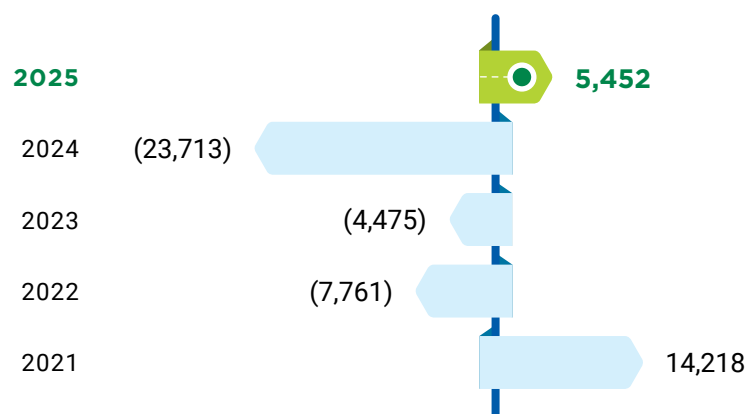
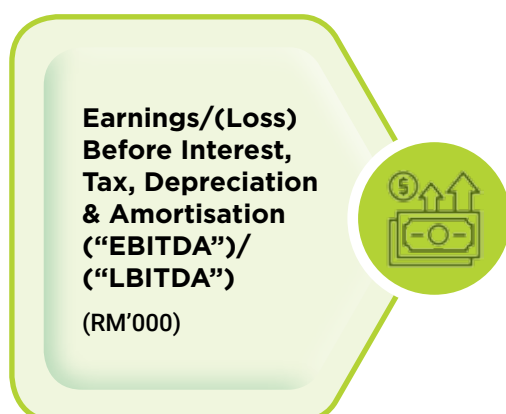
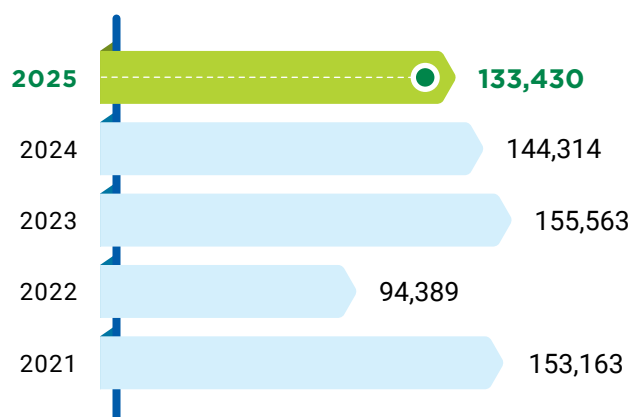
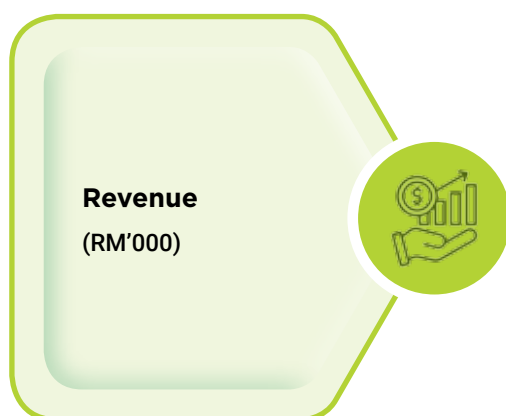
FINANCIAL HIGHLIGHTS

		FY2025	FY2024	FY2023	FY2022	FY2021
Revenue	(RM'000)	133,430	144,314	155,563	94,389	153,163
Earnings/(Loss) Before Interest, Tax, Depreciation & Amortisation ("EBITDA")/("LBITDA")	(RM'000)	5,452	(23,713)	(4,475)	(7,761)	14,218
Profit/(Loss) Before Tax ("PBT")/("LBT")	(RM'000)	831	(27,945)	(8,486)	(10,959)	11,075
Profit/(Loss) After Tax ("PAT")/("LAT")	(RM'000)	1,398	(27,112)	(9,818)	(9,390)	8,070
PBT/(LBT) Margin ⁽¹⁾	(%)	0.6	(19.4)	(5.5)	(11.6)	7.2
PAT/(LAT) Margin ⁽²⁾	(%)	1.0	(18.8)	(6.3)	(9.9)	5.3

Notes:

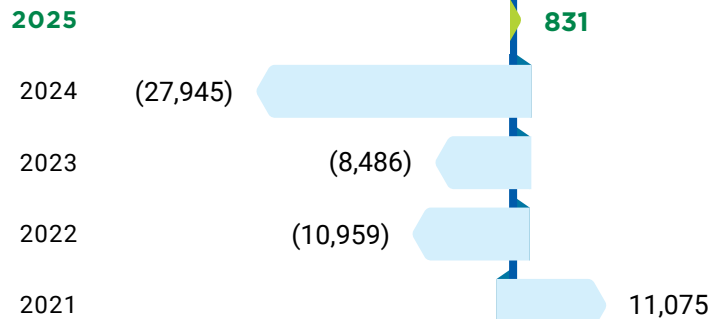
(1) Computed as PBT/LBT divided by revenue.

(2) Computed as PAT/LAT divided by revenue.

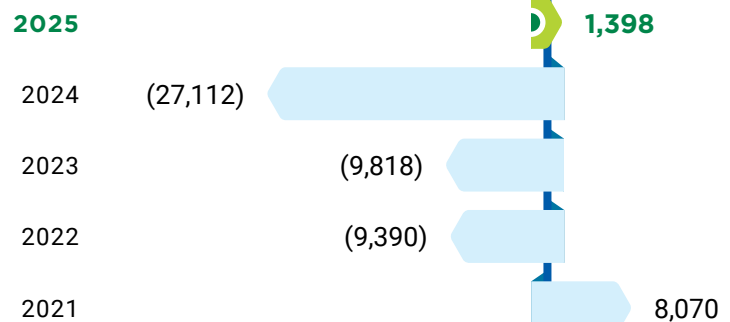


FINANCIAL HIGHLIGHTS (CONT'D)

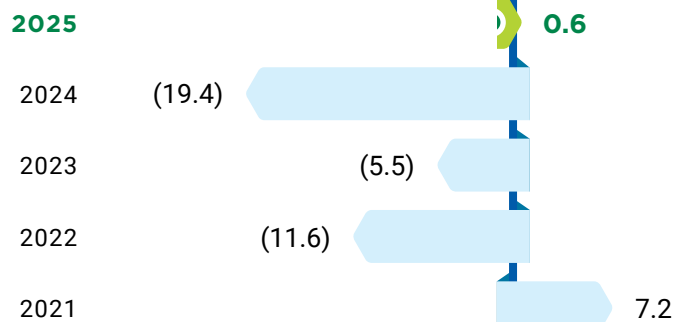
Profit/(Loss) Before Tax ("PBT")/("LBT")
(RM'000)




Profit/(Loss) After Tax ("PAT")/("LAT")
(RM'000)



PBT/(LBT) Margin
(%)



PAT/(LAT) Margin
(RM'000)



PROFILE OF DIRECTORS



DATO' TAN YEE BOON

Independent Non-Executive Chairman

Nationality



Dato' Tan Yee Boon, a Malaysian, male, aged 51, is our Independent Non-Executive Chairman. He was appointed to our Board on 2 August 2021.

He obtained his Bachelor of Laws from the University of Glamorgan (now known as the University of South Wales), United Kingdom, in 1997. He subsequently obtained the Certificate of Legal Practice from the Legal Profession Qualifying Board of Malaysia in 1998.

Gender



In 1998, he began his career with Cheang & Ariff as a Chambering Student and was admitted as an advocate and solicitor of the High Court in 1999. In the same year, he joined Ranjit Ooi & Robert Low as a Legal Assistant. He subsequently joined Khaw & Partners as a Legal Assistant in 2000, and was made a Partner of the firm in 2011. In 2013, he left the firm and started his own legal practice, David Lai & Tan, where he is currently the Partner of the firm.

Aged

51

He sits on the board of directors of public companies in Malaysia and Hong Kong including TIL Enviro Limited (since 2018), which is listed on the Main Board of the Stock Exchange of Hong Kong. He is also an Independent Non-Executive Deputy Chairman of Propel Global Berhad (since 2022), which is listed on the Main Market of Bursa Malaysia Securities Berhad, and an Independent Non-Executive Director of Feytech Holdings Berhad (since 2023).

He attended four (4) out of five (5) Board of Directors' meetings held during the financial year ended 31 December 2025.

PROFILE OF DIRECTORS (CONT'D)

WONG CHOI ONG

Non-Independent Executive Director/
Managing Director

Nationality



Wong Choi Ong ("Mr. Wong"), a Malaysian, male, aged 62, is our Non-Independent Executive Director / Managing Director. He is one of the founders of our Group. He was appointed to our Board on 21 August 2020.

Mr. Wong attended Sekolah Menengah Batu Anam in Segamat, Johor from 1978 to 1981. He brings with him approximately 40 years of working experience, of which approximately 30 years were in the construction of palm oil mills and facilities.

Gender



He started his career with Ladang Dunlop Estate rubber plantation, where he was a general worker between 1983 and 1984. He subsequently established Wee Lip Welding Works in 1985 in partnership with his friend. Wee Lip Welding Works was involved in the manufacturing of welded metal doors and windows, and he left the partnership in 1990. Subsequently, he joined Pembina Progressive Jaya which was involved in the fabrication of storage tanks and palm oil refinery plant fabrication and erection, in 1991 as a partner and he left the partnership in 1993.

Aged

62

In 1994, he worked as an in-house contractor for Mascot Engineering & Construction Sdn. Bhd. where he was involved in the fabrication and installation of palm oil equipment until 2002. In early 2003, he started to carry out sub-contract work for the fabrication and installation of palm oil equipment for MSHK Engineering Sdn. Bhd. and at the same time he incorporated Lajumax Sdn. Bhd. in May 2003 where he is one of the co-founders to carry out business as a fabrication and installation sub-contractor. Lajumax Sdn. Bhd. was subsequently dissolved in November 2008 as Mr Wong wanted to focus on growing the business of Ecoscience Manufacturing & Engineering Sdn. Bhd. ("EMESB").

In November 2003, he established EMESB together with Tia Tuan Sim, our Operational and Technical Director. Over the years, he has been instrumental in the growth and development of our Group. He has contributed significantly in penetrating foreign markets including the expansion into Indonesia, Gabon and Liberia. He is responsible for driving the future direction of our Group, development of business strategies and business opportunities, marketing as well as building and maintaining business relationships with our customers. He assumed his current position as our Managing Director on 20 August 2021.

Save for his directorship of the Company, he does not hold any other directorship in public companies and listed corporations in Malaysia.

He attended all five (5) Board of Directors' meeting held during the financial year ended 31 December 2025.

PROFILE OF DIRECTORS (CONT'D)



THING JIN SUAN

Non-Independent Executive Director

Nationality



Thing Jin Suan ("Mr Thing"), a Malaysian, male, aged 43, is our Non-Independent Executive Director. He was appointed to our Board on 1 January 2025.

Mr. Thing has served as a Business Development Director of the Company since 1 August 2021. He is responsible for formulating and implementing the Group's growth strategies, driving business development initiatives, and overseeing sales and marketing operations.

Mr. Thing graduated with a Bachelor of Chemical Engineering from the University of Sheffield, United Kingdom, in 2005, and subsequently completed a Master of Business Administration at Lancaster University in 2012.

Gender



Mr. Thing began his career in 2005 as a Process Engineer at Linde Industrial Gases (M) Sdn. Bhd. before joining Tapis Teknik Sdn. Bhd. as a Sales and Application Engineer. He was subsequently promoted to Regional Sales Manager in 2007. In 2012, he joined Sterling Engineering and Trading Sdn. Bhd. as a Director, where he managed sales, marketing, and overall company operations. In 2015, he joined Ecoscience Manufacturing & Engineering Sdn. Bhd. ("EMESB") as a Product Development Manager, focusing on business development and strategic growth initiatives. In 2018, he was transferred to Ecoscience Technologies Sdn. Bhd. ("ETSB"), a wholly owned subsidiary of EMESB, as a General Manager, where he spearheaded the Group's venture into the renewable energy sector. In 2020, he returned to EMESB and continued to oversee ETSB's operations. He was promoted to Business Development Director in 2021.

Aged

43

With extensive expertise in engineering, sales, and strategic leadership, Mr. Thing has played a pivotal role in driving the Group's expansion and diversification efforts.

Save for his directorship of the Company, he does not hold any other directorship in public companies and listed corporations in Malaysia.

He attended all five (5) Board of Directors' meeting held during the financial year ended 31 December 2025.

PROFILE OF DIRECTORS (CONT'D)



LAW SANG THIAM

Independent Non-Executive Director

Nationality



Law Sang Thiam ("Mr. Law"), a Malaysian, male, aged 50, is our Independent Non-Executive Director. He was appointed to our Board on 2 August 2021. He is the Chairman of the Audit and Risk Management Committee and a member of the Remuneration Committee and Nomination Committee.

Mr. Law obtained his Bachelor of Accounting from the University of Malaya in 2000. He has been a member of the Malaysian Institute of Accountants since 2003 and Malaysian Institute of Certified Public Accountants since 2004.

Gender



He began his career with Arthur Andersen & Co in 2000 as an Audit Assistant before leaving the firm in 2002 to join Ernst & Young (now known as Ernst & Young PLT) as Audit Associate.

During his tenure with the said accounting firms, he was involved in audit assignments of companies in various industries, as well as other engagements involving corporate exercises.

In 2016, Mr. Law left Ernst & Young as an Audit Director to establish his own accounting firm, Ivan Law & Co. In 2017, he established Taxavenue Advisory PLT, a firm in Malaysia providing tax advisory services. He is currently the Managing Partner of both Ivan Law & Co and Taxavenue Advisory PLT.

Aged



Mr. Law is an Independent Non-Executive Director of MCE Holdings Berhad (since 2022), a company listed on the Main Market of Bursa Malaysia Securities Berhad, Spring Art Holdings Berhad (since 2018) and iCents Group Holdings Berhad (since 2024), a company listed on the ACE Market of Bursa Malaysia Securities Berhad.

He attended four (4) out of five (5) Board of Directors' meeting held during the financial year ended 31 December 2025.

PROFILE OF DIRECTORS (CONT'D)

ANG CHYE KIAN

Independent Non-Executive Director

Nationality



Ang Chye Kian ("Ms. Ang"), a Malaysian, female, aged 64, is our Independent Non-Executive Director. She was appointed to our Board on 2 August 2021. She is the Chairperson of the Remuneration Committee and a member of the Nomination Committee and Audit and Risk Management Committee.

She obtained her Diploma of Managerial Principles from Stamford College Singapore in 1981. In 1991, she was admitted as an associate of the Malaysian Institute of Management.

Gender



Ms. Ang began her career with the Malaysia Shipyard and Engineering Sdn. Bhd., a shipbuilder and fabricator, as an Audit Assistant in 1982. She left the company in 1985 and joined MUI Finance Berhad, a financial services company, as an Account Assistant until 1989. In 1990, she joined AmBank (M) Berhad as a credit control officer responsible for administration, collection and litigation. She was subsequently promoted to Documentation and Disbursement Officer, a position she held from 1994 to 1996 before being promoted to Senior Marketing and Processing Officer from 1997 to 2000. Subsequently, she took up the position of Senior Credit Executive of rehabilitation and restructuring division within AmBank (M) Berhad from 2001 to 2005 before being promoted to Manager, and was responsible for loans approval in Retail Financing from 2006 to 2011. She was the Head, Manager in Lending Operations from 2012 to 2014 and subsequently held the post of Head, Manager for Credit Process and Evaluation from 2015 until her retirement from AmBank (M) Berhad in 2017.

Aged

64

Save for her directorship of the Company, she does not hold any other directorship in public companies and listed corporations in Malaysia.

She attended all five (5) Board of Directors' meeting held during the financial year ended 31 December 2025.

PROFILE OF DIRECTORS (CONT'D)

SHU LING LING

Independent Non-Executive Director

Nationality



Shu Ling Ling ("Ms. Shu"), a Malaysian, female, aged 44, is our Independent Non-Executive Director. She was appointed to our Board on 3 June 2025. She is the Chairperson of the Nomination Committee and a member of the Remuneration Committee and Audit and Risk Management Committee.

She graduated in Bachelor in Accountancy and Finance from University of Abertay Dundee, Scotland, United Kingdom. She also obtained her Diploma in Financing Accounting from Systematic College, Malaysia.

Gender



Ms. Shu has more than 10 years of experience in corporate finance and financial management. She has held senior positions in both public-listed and private entities across diverse sectors including finance, technology, trading, and manufacturing. Throughout her career, she has consistently demonstrated strategic leadership, financial acumen, and stakeholder engagement capabilities.

Save for her directorship of the Company, she does not hold any other directorship in public companies and listed corporations in Malaysia.

Aged

44

She attended all two (2) Board of Directors' meeting held during the financial year ended 31 December 2025 after her appointment as director on 3 June 2025.

Notes:

- None of the Directors have any family relationships with other Directors and/or major shareholders of the Company.
- None of the Directors have any conflict of interest or potential conflict of interest, including interest in any competing business with the Company or its subsidiaries.
- None of the Directors have been convicted of any offences within the past five (5) years or been imposed with any public sanction or penalty by the relevant regulatory bodies during the financial year ended 31 December 2025, other than traffic offences (if any).

KEY SENIOR MANAGEMENT

ANDY TAN BOON KIONG

Project Director

Nationality



Gender



Aged

49

Andy Tan Boon Kiong is responsible for our Group's projects in Gabon.

He obtained a Bachelor's Degree in Mechanical and Manufacturing Systems Engineering from Sheffield Hallam University, United Kingdom in 2002. He also obtained a certificate of competency granted under the Factories and Machinery Act 1967 by the chief and deputy chief inspectors of Factories and Machinery which qualified him as a First Grade Steam Engineer.

He began his career in 2002 with Sime Darby Plantation Sdn. Bhd. as Junior Engineer. He was subsequently promoted to the position of Mill Manager, where he was responsible for palm oil mill operations and projects. He left the company in 2013 to work in Indonesia when he joined PT Super Venture, a company involved in developing and maintaining palm oil mills, as Head of Projects. He was responsible for overseeing palm oil mill construction and maintenance projects in Indonesia.

In 2015, he returned to Malaysia and joined EMESB as General Manager of our Group's operations in Gabon. He was promoted to his current position on 1 August 2021 and is currently responsible for managing and overseeing the implementation of our projects in Gabon.

TIA TUAN SIM

Operational and Technical Director

Nationality



Gender



Aged

48

Tia Tuan Sim is responsible for the overall operations of our Group's projects and engineering department. He is one of the founders of our Group.

He obtained a degree in Bachelor of Chemical Engineering from University Teknologi Malaysia in 2001.

He began his career in 2001 when he joined Sahamas Sdn. Bhd., a company involved in the fabrication and installation of palm oil milling equipment, as Project Engineer. He subsequently left the company in 2003 and joined Tractors Manufacturing & Assembly Sdn. Bhd. as Project Engineer where he was responsible for monitoring projects and supervising the workshop operations. In the same year, he left the company to establish EMESB together with Wong Choi Ong, our Managing Director. He was the Project Engineer of EMESB before he was promoted to his current position on 1 August 2021.

GOH YU MENG

Head of Human Resources and Administration

Nationality



Gender



Aged

72

Goh Yu Meng is responsible for our Group's human resources and administrative function, storekeeping and logistic operations.

She attended Stamford College, Selangor and obtained the LCCI Higher Accounting in 1976. She also obtained her Certificate in Personnel Management from the Malaysian Institute of Personnel Management in 1984.

She began her career with Tampoi Oil Products Sdn. Bhd. in 1976, a company involved in palm oil refinery as Accounts Assistant. In 1979, she left and joined Felda Vegetable Oil Products Sdn. Bhd., a company involved in palm oil refinery as Administrative and Accounts Executive. In 2000, due to the restructuring of Felda group of companies, she was assigned to work under Delima Oil Products Sdn. Bhd., a company involved in palm oil refinery and manufacturing of packaged foods as Administrative and Accounts Manager. She left Delima Oil Products Sdn. Bhd. in April 2011.

In May 2011, she joined EMESB as the Finance and Administration Manager where she was responsible for managing the company's finances and administrative matters. On 1 August 2021, she assumed her present position and is currently responsible for overseeing our Group's human resources and administrative functions, storekeeping and logistic operations.

Notes:

1. None of the Key Senior Management have any family relationship with any Directors and/or major shareholders of the Company.
2. None of the Key Senior Management have any other directorship in public companies and listed issuers.
3. None of the Key Senior Management have any conflict of interest or potential conflict of interest, including interest in any competing business with the Company or its subsidiaries.
4. None of the Key Senior Management have been convicted of any offence within the past five (5) years or been imposed any public sanction or penalty by the relevant regulatory bodies during the financial year ended 31 December 2025, other than traffic offences (if any).

CHAIRMAN'S STATEMENT

Dear Shareholders,

On behalf of the Board of Directors (“Board”), it is my privilege to present Ecoscience International Berhad’s (“Ecoscience” or the “Company”) Annual Report for the financial year ended 31 December 2025 (“FY2025”).

The year has been a period of measured recovery and operational recalibration for the Group. Against a backdrop of continued global uncertainty and evolving industry dynamics, we remained focused on strengthening our execution capabilities, improving cost discipline, and reinforcing our strategic foundations. While challenges persisted across several markets, the Group demonstrated resilience in navigating these headwinds, positioning Ecoscience for a more stable and sustainable growth trajectory.



DATO' TAN YEE BOON

Independent
Non-Executive Chairman



CHAIRMAN'S STATEMENT (CONT'D)

STRENGTHENING OUR FOUNDATIONS

A key milestone in FY2025 was the securing of a RM55.8 million design and build contract for a palm oil mill in Sabah, marking our largest contract win for the year. This achievement underscores the Group's continued competitiveness in delivering integrated engineering solutions within the palm oil sector.

In tandem, we expanded our order book through additional Letters of Award, enhancing our revenue visibility and providing a stronger platform for future growth. The year also saw Ecoscience further strengthen its downstream capabilities, particularly in fats and oils refinery engineering, reflecting our strategic shift towards higher-value segments within the palm oil value chain.

Operationally, the Group recorded improved performance, underpinned by stronger project execution and enhanced cost monitoring initiatives. These efforts translated into a meaningful turnaround at the gross profit level, reinforcing the effectiveness of our ongoing operational discipline.

Equally important, we continued to uphold strong governance standards, maintaining transparency through timely Bursa filings and consistent engagement with stakeholders.

REVIEW OF FINANCIAL PERFORMANCE

For FY2025, the Group recorded revenue of RM133.43 million, representing a 7.54% decrease compared to RM144.31 million in FY2024. The decline was primarily attributable to lower project progress in Indonesia and Gabon, as well as a reduced number of active projects in these markets.

Notwithstanding the lower revenue, the Group delivered a significant improvement in profitability. Gross profit rose to RM16.92 million from a gross loss of RM6.31 million in the preceding year, driven by improved cost control measures and stronger project contributions from Malaysia.

The Group also recorded a profit before tax of RM0.83 million, a substantial improvement from a loss of RM27.95 million in FY2024. This was supported by better project margins, lower operating expenses, and favourable foreign exchange movements during the year.

Overall, FY2025 reflects a year of operational recovery, as the Group made tangible progress in restoring profitability while maintaining financial discipline.

NAVIGATING A COMPLEX OPERATING ENVIRONMENT

The operating landscape in FY2025 remained challenging. At the macro level, the Group faced increasing regulatory pressures, rising sustainability compliance costs, and continued global supply chain uncertainties.

Regionally, operations were affected by weather disruptions, labour constraints, and heightened competition, particularly from fabrication players across Asia. These factors contributed to pricing pressures and required ongoing strategic recalibration to maintain competitiveness.

Domestically, the Group experienced a decline in progressive claims alongside elevated project costs and foreign exchange volatility. These challenges weighed on overall performance, despite improvements in revenue contribution from Malaysia. Despite these headwinds, our continued emphasis on operational efficiency, cost discipline, and prudent risk management enabled us to mitigate disruptions while maintaining our long-term strategic focus.





CHAIRMAN'S STATEMENT (CONT'D)

CHARTING THE FUTURE

Looking ahead, the Group remains cautiously optimistic about its prospects for FY2026, supported by a strong contract backlog, the highest since listing, and the securing of multi-year projects that will underpin revenue visibility.

The anticipated completion of key refinery projects by mid-2026 is expected to contribute meaningfully to earnings, while our continued expansion into downstream palm oil infrastructure will further strengthen our market positioning.

In addition, the Group is advancing its presence in Indonesia, reinforcing our footprint in one of the world's largest palm oil markets. This strategic expansion is expected to enhance our competitiveness in securing new projects across the region.

Sustainability and environmental engineering will remain central to our growth strategy. The Group continues to develop and deploy solutions such as wastewater treatment systems, energy-efficient mill designs, and environmentally compliant engineering practices. The upcoming commissioning of a commercial POME polishing plant further underscores our commitment to supporting the industry's transition towards more sustainable operations.

While execution risks, cost pressures, and competitive pricing remain key considerations, we are confident that our strengthened operational framework, disciplined project management, and strategic focus will enable us to capture emerging opportunities and progressively return to profitability.

ACKNOWLEDGEMENT

None of our achievements would have been possible without the continued support and confidence of our stakeholders. On behalf of the Board, I extend my sincere appreciation to our shareholders, business partners, and customers for their unwavering trust in Ecoscience.

I would also like to express my deepest gratitude to our management team and employees, whose resilience, adaptability, and dedication have been instrumental in navigating the challenges of the past year and driving the Group forward.

As we move into FY2026, we remain committed to strengthening our corporate strategy, enhancing operational excellence, and advancing our sustainability agenda. With a clearer strategic direction and a stronger operational footing, we are well-positioned to navigate the evolving business landscape and deliver long-term value to our shareholders.

Here's to another year of resilience, progress, and sustainable growth.

DATO' TAN YEE BOON

Independent Non-Executive Chairman

MANAGEMENT DISCUSSION AND ANALYSIS

Dear Esteemed Shareholders,

On behalf of our Board of Directors (“Board”), it is my honour to present the Annual Report and Audited Financial Statements of Ecoscience International Berhad (“Ecoscience” or the “Company”) for the financial year ended 31 December 2025 (“FY2025”).

2025 was a year of operational recovery as we navigated a challenging business landscape marked by uneven project activity, cost pressures, and evolving market conditions. Despite a decline in revenue due to lower project progress in certain regions, the Group achieved a significant improvement in profitability, supported by enhanced cost management and stronger execution in Malaysia.

We continued to reinforce our position in the industry through disciplined project delivery, strengthened downstream capabilities, and a growing focus on sustainability-driven solutions.



WONG CHOI ONG

Non-Independent Executive Director /
Managing Director



MANAGEMENT DISCUSSION AND ANALYSIS (CONT'D)

BUSINESS OVERVIEW

Ecoscience is a one-stop solution provider specialising in the construction of palm oil mills and supporting facilities, as well as the fabrication of equipment. The Group's core activities are centred on the construction of plants, primarily palm oil mills and related infrastructure, supported by its in-house fabrication capabilities.

Established Track Record and Activities

With nearly two decades of industry experience, the Group has built a strong foundation in plant construction, particularly in the development of palm oil mills, supported by its in-house fabrication of key milling equipment. Over time, the Group has expanded its capabilities to serve a broader range of industries, reflecting its commitment to growth and diversification. In addition to its core construction activities, the Group provides the supply of materials and equipment, spare parts, as well as maintenance services, enabling it to offer integrated solutions across the value chain.

Turnkey Contracting Expertise

As a turnkey contractor for plant construction, Ecoscience delivers end-to-end project execution, encompassing project planning, supervision, and management. The Group's services cover construction, fabrication of equipment and structures, as well as the installation, testing, and commissioning of palm oil mills. In addition, Ecoscience Manufacturing & Engineering Sdn. Bhd. is a registered manufacturer of unfired pressure vessels under the Department of Occupational Safety and Health Malaysia.

Diverse Project Portfolio

Beyond palm oil mill construction, the Group undertakes a range of turnkey projects, including kernel crushing plants, biogas plants, waste-to-energy facilities, and renewable energy solutions. This diversified portfolio reflects the Group's capability to support a broader spectrum of industrial and environmental infrastructure requirements.

Global Market Presence

Ecoscience serves an extensive clientele, including multinational corporations and major global resource companies, with a presence across Peninsular Malaysia, East Malaysia, and overseas markets such as Indonesia and Gabon. Since its listing on the ACE Market of Bursa Malaysia Securities Berhad in July 2022, the Group has continued to pursue international expansion opportunities, further strengthening its regional footprint.

Commitment to Sustainability

Recognising the increasing importance of environmental responsibility, Ecoscience remains committed to advancing sustainable engineering solutions. The Group continues to enhance its capabilities in areas such as energy-efficient plant design, wastewater treatment, and environmentally compliant fabrication processes. These initiatives reflect its ongoing commitment to supporting a more sustainable and responsible industrial ecosystem.

FY2025 FINANCIAL REVIEW

Revenue

The Group recorded revenue of RM133.43 million in FY2025, representing a decrease of RM10.88 million or 7.54% compared to RM144.31 million in FY2024. The decline in revenue was primarily attributable to a lower number of construction projects and reduced project progress claims during the financial year, particularly in Indonesia and Gabon.

Despite the overall decrease in revenue, the Group benefited from stronger project execution in Malaysia, which partially mitigated the impact of lower contributions from overseas markets. The revenue performance reflects the continued variability in project pipelines and timing of revenue recognition inherent in the Group's business operations.



MANAGEMENT DISCUSSION AND ANALYSIS (CONT'D)

FY2025 FINANCIAL REVIEW (CONT'D)

Revenue Breakdown by Geographical Locations

Malaysia remained the Group's largest contributor to revenue in FY2025, recording an increase of RM36.99 million or 50% compared to FY2024. The improvement was mainly driven by steady project execution and timely progress recognition from ongoing projects during the financial year.

In contrast, revenue from Gabon decreased by RM29.21 million or 62% compared to FY2024, due to a reduced number of active projects and lower project progress during the year.

Similarly, revenue from Indonesia declined significantly by RM18.71 million or 85% compared to FY2024, primarily due to the absence of new projects and limited ongoing project activity within the market.

Overall, the Group's geographical revenue distribution in FY2025 reflects a stronger reliance on domestic operations, with overseas contributions impacted by project timing and reduced project pipeline activity.

Gross Profit

The Group recorded a gross profit of RM16.92 million in FY2025, a significant improvement from the gross loss of RM6.31 million in FY2024. The turnaround was primarily attributable to enhanced cost monitoring initiatives and improved project execution during the financial year.

In addition, higher revenue contributions from Malaysia, driven by steady project progress and timely recognition of work completed, supported the recovery in gross margins. The improved performance reflects the Group's ongoing efforts to strengthen operational discipline, optimise cost structures, and enhance overall project efficiency.

Profit Before Tax & After Tax

The Group recorded a profit before tax ("PBT") of RM0.83 million in FY2025, a substantial improvement compared to a loss of RM27.95 million in FY2024. The reduction in losses was mainly driven by the return to gross profitability, supported by improved project margins and lower operating expenses during the financial year.

In addition, favourable foreign exchange movements contributed positively to the Group's financial performance, in contrast to the foreign exchange losses recorded in the preceding year.

Consequently, the profit after tax ("PAT") also narrowed significantly in FY2025, reflecting the Group's improved operational performance and strengthened cost management measures.

Trade Receivables Turnover Period

The Trade Receivables Turnover Period increased from 65 days in FY2024 to 75 days in FY2025, indicating a slight delay in the collection of payments from customers. The increase was primarily attributable to lower revenue during the financial year, which affected the overall collection cycle.

Despite this, the Group continues to monitor its receivables closely and remains committed to improving collection efficiency to support better cash flow management going forward.

Trade Payables Turnover Period

The Trade Payables Turnover Period increased from 63 days in FY2024 to 92 days in FY2025, indicating that the Group is taking a longer period to settle its obligations to suppliers.

This reflects the Group's prudent working capital management approach in balancing cash flow requirements while maintaining operational continuity. The Group remains committed to managing supplier relationships effectively and ensuring that payment obligations are met in a structured and sustainable manner.





MANAGEMENT DISCUSSION AND ANALYSIS (CONT'D)

FY2025 FINANCIAL REVIEW (CONT'D)

Liquidity & Capital Resources

For FY2025, the Group recorded a net cash outflow from operating activities of RM0.89 million. This was primarily attributable to an increase in trade and other receivables, contract assets, and inventories during the financial year. The impact was partially offset by a decrease in contract liabilities as well as trade and other payables.

Net cash outflow from investing activities amounted to RM1.85 million, mainly arising from the purchase of property, plant and equipment ("PPE") and other investments undertaken during the financial year.

In terms of financing activities, the Group recorded a net cash outflow of RM3.86 million, primarily due to the repayment of borrowings, loans, and associated interest obligations.

Overall, the Group continues to exercise prudent cash flow management to ensure sufficient liquidity to support its operational requirements and ongoing business activities.

Gearing Ratio

As of 31 December 2025, the Group's gearing ratio increased from 0.85x in FY2024 to 0.97x in FY2025, indicating a higher level of borrowings relative to equity during the financial year.

The increase was primarily attributable to the Group's continued utilisation of debt financing to support its operational and working capital requirements. The Group continues to monitor its capital structure to ensure an appropriate balance between funding needs and financial flexibility.

Significant Trends and Events

Apart from the risks outlined in the Key Risks Exposure and Mitigation section of this annual report, the Group is not aware of any other significant trends or events that could materially affect its operational efficiency, financial performance, or liquidity in the foreseeable future.

Nevertheless, the Group remains vigilant in monitoring market developments and emerging risks, and will continue to adopt proactive measures to ensure business resilience and sustainable growth.

FY2025 OPERATIONAL REVIEW

1. Construction of Plants and Facilities Segment

The construction of plants and facilities segment remained the Group's primary revenue contributor in FY2025. Revenue from this segment decreased from RM93.62 million in FY2024 to RM71.48 million in FY2025, representing a 24% reduction or a decrease of RM22.14 million.

The decline was primarily attributable to lower project progress recognition during the financial year, particularly due to timing differences in project execution and certification of work completed. Despite the reduction in revenue, the segment continues to represent the largest contribution to the Group's overall revenue.

2. Fabrication of Equipment Segment

The fabrication of equipment segment recorded an increase in revenue in FY2025, with earnings rising from RM44.26 million in FY2024 to RM55.89 million, representing a 26% growth or an increase of RM11.63 million.

The increase was mainly driven by higher revenue recognition from ongoing fabrication projects and improved project execution during the financial year.



MANAGEMENT DISCUSSION AND ANALYSIS (CONT'D)

FY2025 OPERATIONAL REVIEW

3. Supply of Materials and Equipment Segment

The supply of materials and equipment segment recorded a marginal decrease in revenue in FY2025, declining from RM5.86 million in FY2024 to RM5.65 million, representing a 4% reduction or a decrease of RM0.21 million.

The slight decline was primarily due to lower procurement activity from clients, in line with reduced project activity in certain markets during the financial year.

KEY RISKS EXPOSURE AND MITIGATION

Ecoscience International Berhad recognises that its business operations are subject to various risks that could impact its performance, financial stability, and long-term growth. In response, the Group has identified key risk areas and implemented appropriate mitigation measures to support business continuity and resilience.

a. Dependency on a Core Customer

The Group has historically relied on a major customer for a significant portion of its order book. However, in recent years, the contribution from this customer has declined as the Group continues to diversify its project portfolio. As engagements with this client are project-based in nature, there is no assurance of securing future contracts upon the completion of ongoing projects.

This dependency exposes the Group to risks arising from market fluctuations and changes in customer demand, which may affect revenue sustainability. To mitigate this, the Group continues to broaden its customer base by actively pursuing opportunities across different industries and geographical markets.

b. Sustainability of Order Book via Project Acquisition

The Group's financial performance is closely linked to its ability to secure new projects and sustain its order book. Given the competitive nature of the industry, there is no certainty in the successful award of contracts through the tendering process. In addition, the order book may be affected by unforeseen changes such as project delays, variations in scope, suspensions, or terminations.

To address these risks, the Group remains focused on actively tendering for new projects within the palm oil and broader industrial sectors, both domestically and internationally. The Group is also diversifying its revenue streams through initiatives such as leasing heat recovery equipment and developing non-chemical water treatment solutions, while continuing to explore opportunities within the renewable energy sector, particularly in areas related to palm oil waste and biofuel production.

c. Operational Risks in Gabon

The Group's operations in Gabon are subject to various regulatory and economic factors, including government policies, taxation requirements, foreign exchange controls, and licensing obligations. Compliance with local labour laws, as well as health, safety, and environmental regulations, remains essential to ensuring uninterrupted operations.

To mitigate these risks, the Group continues to adopt measures to ensure compliance with local regulatory requirements and to manage operational exposure effectively. These efforts are aimed at minimising disruptions and safeguarding the Group's ongoing operations within the region.





MANAGEMENT DISCUSSION AND ANALYSIS (CONT'D)

KEY RISKS EXPOSURE AND MITIGATION (CONT'D)

d. Project Uncertainties

The Group's construction and engineering projects are inherently exposed to risks such as delays, contract terminations, or suspensions, which may impact project timelines and overall financial performance. These uncertainties may arise from factors including material and labour shortages, shipment delays, customs clearance issues, and adverse weather conditions. Such disruptions may result in additional costs, potential penalties, or challenges in maintaining client relationships.

To mitigate these risks, the Group has established internal protocols to closely monitor project progress and enable timely intervention when issues arise. Where necessary, formal requests for extensions of time are submitted to clients; however, there is no assurance that such requests will always be approved. The Group also emphasises clear and proactive communication with clients from the outset of each project to ensure alignment on expectations, potential risks, and contingency measures, thereby reducing the likelihood of significant disruptions.

e. Market Price Fluctuations on Steel Procurement

Steel remains a key raw material in the Group's plant construction and equipment fabrication activities, exposing the business to fluctuations in market prices. Price volatility may be influenced by global economic conditions, supply chain disruptions, and changes in demand. Significant increases in steel prices may lead to higher project costs and impact profit margins. In addition, elevated steel prices may result in delays in contract awards, affecting project timelines and execution.

To manage this risk, the Group seeks to negotiate fixed-price arrangements with steel suppliers where feasible, providing greater cost certainty during the tendering and project execution phases. In cases where contracts are secured, the Group may also undertake advance procurement of steel materials to lock in prices and align procurement costs with project budgets. While these measures do not fully eliminate exposure to price fluctuations, they help to mitigate cost variability and support financial stability.

PROSPECTS FOR FY2026

The Group's prospects remain positive, supported by stable global demand for palm-based products and continued investment activity across the palm oil value chain. This sustained demand is expected to drive the need for new processing capacity, mill modernisation, and efficiency-enhancing technologies, providing ongoing opportunities for the Group's engineering and construction services.

Industry conditions across key producing countries further support long-term investment in engineering and environmental solutions. In Malaysia, the palm oil sector continues to prioritise upgrades in processing efficiency and compliance with environmental standards, while Indonesia, as the world's largest palm oil producer, presents significant growth potential for new construction, upgrading, and environmental compliance projects. These factors underpin the Group's strategy to strengthen its regional presence and capture opportunities within these markets.

The Group's planned establishment of a physical presence in Indonesia is expected to enhance its competitiveness and improve its ability to secure projects in the region. Together with Malaysia, these markets remain central to the Group's long-term growth strategy, reinforcing the relevance of its core engineering capabilities within the palm oil industry.

In addition, the Group continues to identify opportunities within environmental engineering and sustainability-driven solutions. Increasing regulatory requirements and industry focus on environmental compliance are expected to support demand for solutions such as wastewater treatment systems, energy-efficient plant designs, and waste-to-energy applications.

While the Group anticipates some margin pressure arising from the execution of legacy low-margin projects, margins are expected to improve progressively as higher-value projects, particularly within environmental engineering, contribute to overall performance. The Group will continue to focus on strengthening its order book through active tendering, expanding its customer base, and pursuing opportunities in sustainable agriculture, renewable energy, and mill energy-efficiency upgrades.

Overall, the Group remains cautiously optimistic regarding its performance for FY2026. Supported by stable demand fundamentals, a strengthened order book, and expanding regional presence, Ecoscience is well-positioned to improve its operational performance and deliver long-term value to its stakeholders.

SUSTAINABILITY STATEMENT

REPORTING FRAMEWORK

This Sustainability Statement has been prepared in accordance with the ACE Market Listing Requirements of Bursa Malaysia Securities Berhad and provides an overview of the sustainability performance of Ecoscience International Berhad (“Ecoscience” or the “Company”) and its subsidiaries (collectively referred to as the “Group”) for the financial year ended 31 December 2025 (“FY2025”). The scope of this Statement covers the Group’s core operations, including plant and facility construction, equipment fabrication, and the supply of materials and equipment.

In FY2025, the Group continued to strengthen its sustainability reporting approach by aligning its disclosures with recognised frameworks and guidelines, including the Global Reporting Initiative (“GRI”) Standards, Bursa Malaysia’s Sustainability Reporting Guide, and relevant recommendations of the Task Force on Climate-related Financial Disclosures (“TCFD”). The Group has also progressively enhanced its internal data collection processes to support improved transparency and accountability, particularly in areas such as energy consumption, greenhouse gas emissions, waste management, and water usage.

The Board of Directors (“the Board”) maintains overall responsibility for the Group’s sustainability agenda, including the oversight of environmental, social, and governance (“ESG”) risks and opportunities. The Board is supported by the ESG Committee, which drives the implementation of sustainability initiatives and monitors performance across the Group. This governance structure ensures that sustainability considerations are embedded into the Group’s strategic decision-making and operational practices.

As part of its ongoing commitment to sustainable development, the Group continues to refine its ESG practices and disclosures to better meet stakeholder expectations and evolving regulatory requirements. The Sustainability Statement reflects the Group’s efforts to integrate sustainability into its business operations, while supporting long-term value creation for its stakeholders and contributing positively to the communities in which it operates.

Sustainability Governance Structure

The Group’s commitment to sustainability is embedded within a structured governance framework that supports the integration of ESG considerations across all levels of the organisation. This framework enables the Group to balance economic performance with environmental stewardship and social responsibility, while ensuring that sustainability remains an integral part of its strategic and operational decision-making.

Role	Responsibility
Board of Directors	<ul style="list-style-type: none"> - Ensure adherence to sustainability practices and performance standards - Assess the effectiveness of sustainability initiatives and processes - Provide oversight, guidance, and direction for the Group’s sustainability matters as required - Report on significant risks and opportunities related to sustainability - Approve management proposals regarding sustainability matters
Managing Director	<ul style="list-style-type: none"> - Spearhead and oversee implementation of overall sustainability strategy across the Group - Engage in discussions, reviews, and regular monitoring of sustainability matters and progress frequently and consistently



SUSTAINABILITY STATEMENT (CONT'D)

REPORTING FRAMEWORK (CONT'D)

Sustainability Governance Structure (Cont'd)

Role	Responsibility
ESG Committee	<ul style="list-style-type: none"> - Chaired by the Executive Director - Consists of senior representatives of departments and human resources - Conduct materiality assessment on sustainability issues - Lead, supervise, and monitor the progress and enhancements aimed at attaining the Group's core sustainability objectives
Heads of Departments	<ul style="list-style-type: none"> - Oversee, manage, and drive the performance of sustainability matters within their respective departments - Report on status of action plans and performance of sustainability issues to the ESG Committee

The ESG Committee and the Board of Directors play an active role in reviewing and managing material sustainability matters, guided by the Global Reporting Initiative ("GRI") Standards and Bursa Malaysia's Sustainability Reporting Guide. The ESG Committee, in collaboration with departmental heads, is responsible for identifying, assessing, and prioritising material issues, with final endorsement provided by the Board.

The Chairman of the ESG Committee, a certified member of the Institute of Certified Sustainability Practitioners ("ICSP"), continues to oversee the assignment of material sustainability topics to respective Heads of Department ("HODs"), ensuring accountability and alignment with established ESG practices. The Group also remains committed to strengthening internal capabilities, including ongoing training and capacity-building initiatives to support effective implementation of its sustainability agenda.

Materiality Assessment Methodology

As an integrated service provider to the palm oil milling industry, the Group remains committed to strengthening sustainability practices across its value chain. On an annual basis, the Group undertakes a comprehensive review of its material sustainability matters, assessing their relevance to business operations and significance to stakeholders. This process ensures that the Group remains responsive to evolving ESG expectations while aligning its sustainability priorities with its strategic objectives.

The Group's materiality assessment process is conducted through a structured three-stage approach:

1. **Identify:** The Group identifies crucial material sustainability matters by engaging with stakeholders.
2. **Prioritise:** We prioritise material sustainability matters by evaluating their significance to the Group and their importance to stakeholders.
3. **Review and Validate:** We review and validate material sustainability matters through discussions among the Managing Director, Board of Directors, and ESG Committee to identify any shifts in priorities that require attention.

Based on this assessment, the Group has identified key material sustainability matters across economic, environmental, social, and governance ("EESG") dimensions. These material matters form the foundation of the Group's sustainability strategy and guide the development of action plans and performance indicators, as outlined in the subsequent sections of this Statement.



SUSTAINABILITY STATEMENT (CONT'D)

REPORTING FRAMEWORK (CONT'D)

Stakeholder Engagements

Our sustainability strategy is supported by continuous engagement with stakeholders through both formal and informal channels, enabling the Group to better understand their expectations, concerns, and evolving priorities. Meaningful stakeholder engagement remains integral to the Group's long-term business resilience and sustainability performance.

Through regular interactions, the Group is able to identify emerging risks and opportunities, strengthen relationships, and enhance decision-making processes. This proactive approach supports the development of inclusive and sustainable solutions that create long-term value for both the Group and its stakeholders.

A detailed summary of our engagements is presented in the table below:

Role	Focus and Interest	Engagement Approach
Suppliers/ Contractors	<ul style="list-style-type: none"> Punctual delivery Consistent and prompt payment schedule Quality of products and services Transparent pricing and procurement best practices Business and operational performance Compliance to laws Ethical business conducts 	<ul style="list-style-type: none"> Vendor prequalification registrations Contract engagement Project meetings Conferences, exhibitions, seminars Project site visits On-time payments
Customers	<ul style="list-style-type: none"> Strong relationships with customers Prompt delivery of services and products Quality of products and services Efficient resolution of complaints Adherence to security, health, and safety standards Customer experience and services 	<ul style="list-style-type: none"> Proactively cultivate and nurture relationships Industry networking events, exhibitions, and conferences Customer complaints Regular meetings and site visits for customer feedback and satisfaction
Investors/ Shareholders	<ul style="list-style-type: none"> Shareholder value Corporate governance Business strategy Financial performance Financial returns and dividend policy 	<ul style="list-style-type: none"> Corporate website Annual reports Quarterly financial reports General meetings Announcements to Bursa Malaysia Securities Berhad
Communities	<ul style="list-style-type: none"> Operational impact Positive community ties Community engagements Community goodwill and support Talent acquisition 	<ul style="list-style-type: none"> Corporate Social Responsibility Charities such as fundraisers, donations, and volunteering programs Community outreach campaigns Internships
Employees	<ul style="list-style-type: none"> Occupational health and safety Sustainability practices Employee welfare, compensations, and incentives Employee training and development Job performance Career progression Uplifting workplace culture and environment 	<ul style="list-style-type: none"> Annual performance appraisals Safety awareness training Professional development and career advancement schemes Whistle Blowing Policy In-house memos and circulars Corporate website Annual reports



SUSTAINABILITY STATEMENT (CONT'D)

REPORTING FRAMEWORK (CONT'D)

Stakeholder Engagements (Cont'd)

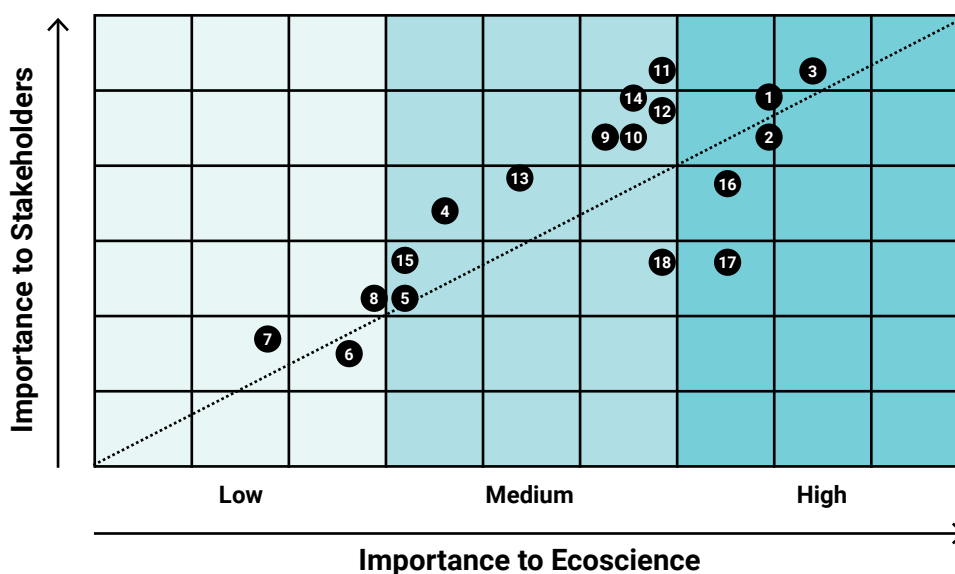
Role	Focus and Interest	Engagement Approach
Government/ Regulatory Agencies	<ul style="list-style-type: none"> • Laws and regulations compliance • Workplace health and safety • Environmental standards and sustainability objectives • Corporate governance compliance • Government policies and schemes • Investment opportunities 	<ul style="list-style-type: none"> • Meetings and project site visits and inspections • Official seminars, events, information sessions, and industry dialogues • Engagements in cooperative initiatives and schemes • Annual reports
Industry Peers	<ul style="list-style-type: none"> • Industry standards and best practices • Industry knowledge and trends • Environmental and sustainability updates 	<ul style="list-style-type: none"> • Industry networking events, seminars, and conferences • Meetings with industry experts

Materiality Assessment Matrix

The Group has completed a comprehensive materiality assessment to identify and prioritise key sustainability matters relevant to its operations and stakeholders. This assessment forms the basis for the development of targeted action plans and performance indicators, ensuring that the Group’s sustainability efforts remain focused on areas of greatest impact.

These are represented by the colour gradients shown below:

Points of Differentiation:	Value Enhancement:	Value Protection:
Topics in which Ecoscience can lead	Topics capable of enhancing operational value for Ecoscience	Foundation topics for Ecoscience



SUSTAINABILITY STATEMENT (CONT'D)

REPORTING FRAMEWORK (CONT'D)

Materiality Assessment Matrix (Cont'd)

Area of Sustainability Matters	Topic of Sustainability Matters
Economic	<ol style="list-style-type: none"> 1. We serve as an all-in-one solution provider. 2. Our in-house capabilities include equipment design and fabrication. 3. Our consistent history of excellence stands as cornerstone for sustained business growth.
Environment	<ol style="list-style-type: none"> 4. Innovative and eco-friendly products and services compliant with regulations 5. Solar and renewable energy 6. Waste and resources management 7. Digitalised processes 8. Water management
Social	<ol style="list-style-type: none"> 9. Diversity, equity, and inclusion 10. Human rights 11. Health and safety 12. Employee management 13. Talent management 14. Employee remuneration and retention 15. Community investments
Governance	<ol style="list-style-type: none"> 16. Policies and governance practices 17. Supply chain management 18. Cybersecurity and data protection

Key Material Sustainability Matters and Their Significance

The identified sustainability matters crucial to Ecoscience are outlined below:

- Ensuring the long-term sustainability of our primary business operations.
- Adapting to and mitigating environmental challenges amidst the ongoing global climate shifts.
- Cultivating a supportive organisational culture that prioritises social well-being.
- Upholding accountability and responsibility in line with our organisational values and objectives.

SUSTAINABILITY STATEMENT (CONT'D)



ECONOMIC

The Group continues to focus on strengthening its core capabilities and delivering sustainable value through an integrated business model that supports long-term growth. By leveraging its expertise, operational experience, and strategic positioning within the palm oil value chain, the Group remains committed to enhancing its competitiveness and ensuring business resilience.

We serve as an all-in-one solution provider

The Group is well-positioned to deliver end-to-end solutions for the construction of palm oil mills and their supporting facilities, leveraging its core strengths in engineering, procurement, construction, and commissioning. Its in-house fabrication capabilities further enhance its ability to provide comprehensive and integrated solutions across the entire project lifecycle.

This turnkey approach enables the Group to streamline project execution, improve coordination, and maintain consistent quality standards, while providing clients with a single point of accountability.

Our in-house capabilities include equipment design and fabrication

The Group's in-house fabrication capabilities allow it to exercise greater control over production costs, timelines, and quality. This capability enables the Group to deliver customised solutions tailored to specific project requirements, while maintaining flexibility in responding to client needs.

The Group continues to enhance its technical capabilities through collaboration with external consultants and engineers, ensuring that its equipment designs remain aligned with evolving industry standards and operational efficiency requirements.

Our consistent history of excellence stands as a cornerstone for sustained business growth

With nearly two decades of experience in plant construction and equipment fabrication, the Group has established a strong presence in both domestic and international markets, including Malaysia, Indonesia, and Gabon. This extensive track record provides a solid foundation for sustained growth and supports the Group's ability to deliver reliable and high-quality engineering solutions.

By building on its accumulated expertise and expanding its capabilities, the Group remains well-positioned to capture opportunities across the palm oil and broader industrial sectors.

SUSTAINABILITY STATEMENT (CONT'D)



ENVIRONMENT

The Group remains committed to minimising its environmental impact while supporting sustainable development across its operations. As an engineering solutions provider within the palm oil industry, the Group recognises its responsibility to address environmental challenges such as climate change, resource management, and pollution. In FY2025, the Group continued to strengthen its environmental practices through improved monitoring, structured management approaches, and the adoption of more sustainable technologies.

We serve as an all-in-one solution provider

The Group continues to enhance its approach to climate change by progressively strengthening its measurement and management of greenhouse gas ("GHG") emissions. In FY2025, the Group adopted a structured reporting approach in line with the GHG Protocol, focusing on Scope 1 and Scope 2 emissions, while progressively improving data collection capabilities for Scope 3 emissions.

Scope 1 emissions arise primarily from fuel consumption by construction machinery and company vehicles, while Scope 2 emissions are derived from electricity usage across offices, project sites, and operational facilities. The Group continues to monitor and analyse these emissions to support the development of targeted reduction strategies.

Climate-related risks and opportunities are overseen by the Board and integrated into the Group's overall risk management framework. Management is responsible for implementing climate-related initiatives and reporting progress, ensuring that sustainability considerations are embedded into both operational and strategic decision-making processes.

Solar and Renewable Energy

The Group remains committed to reducing its carbon footprint through energy efficiency and the adoption of renewable energy solutions. Guided by its Environmental Policy and Climate Transition Strategy, the Group continues to target carbon neutrality by 2030 and net-zero emissions by 2050.

Key initiatives include the use of energy-efficient lighting systems, optimisation of air conditioning systems, and the implementation of energy management practices to reduce overall consumption. The Group also continues to leverage its rooftop solar photovoltaic systems to support renewable energy generation, while refining its energy monitoring processes to improve efficiency and performance tracking.

These efforts are aligned with the recommendations of the Task Force on Climate-related Financial Disclosures ("TCFD") and reflect the Group's long-term commitment to environmental stewardship.

SUSTAINABILITY STATEMENT (CONT'D)

ENVIRONMENT (CONT'D)

Solar and Renewable Energy (Cont'd)



Electricity Consumption for the past five year(s):	
Year	Usage (kWh)
2023	142,070
2024	102,477
2025	139,362



Solar Generation for the past year (As of December 2025)	
Year	Solar Generation (kWh)
2024	234,936
2025	173,834

Waste and Resources Management

The Group recognises waste management as a material environmental priority arising from its construction and manufacturing activities, which generate both hazardous and non-hazardous waste streams. Improper handling of waste may impact air quality, water systems, and surrounding communities. As such, the Group adopts a structured and responsible approach to waste management in line with regulatory requirements and industry best practices.

The Group’s waste management practices are guided by its Waste Management Policy, which emphasises the principles of reduce, reuse, and recycle (“3R”). Waste is segregated at source across all project sites and operational facilities into categories such as hazardous, recyclable, and general waste. This structured approach facilitates proper handling, enhances recycling efforts, and ensures efficient disposal processes.

Hazardous Waste (Waste Engine Oil)

Waste engine oil is classified as a hazardous substance. The Group adopts a robust management approach to ensure compliance with regulatory requirements and to minimise environmental impact. All hazardous waste is stored in designated areas and handled in accordance with applicable laws.

The Group maintains strict controls over hazardous waste disposal, whereby 100% of waste engine oil is segregated at source and collected by Department of Environment (“DOE”) licensed contractors. These contractors are verified to transport waste to approved recovery and treatment facilities, where it is often repurposed as an alternative fuel source, thereby reducing its overall carbon footprint.

SUSTAINABILITY STATEMENT (CONT'D)

ENVIRONMENT (CONT'D)

Waste and Resources Management (Cont'd)

Hazardous Waste (Waste Engine Oil) (Cont'd)

Year	Waste Engine Oil (KG)	Year-on-Year Change (KG)	Trend/Status
2021	75	N/A	▲ baseline
2022	95	+20	▲ Increase
2023	130	+35	▲ Increase
2024	150	+20	► Increase
2025	150	0	Stabilized

Key Analysis:

Trend Analysis: Volumes of hazardous waste increased progressively from 2021 to 2024, stabilising in FY2025. This trend reflects variations in operational activity and fleet maintenance schedules.

Compliance & Recovery: Full compliance has been maintained, with all hazardous waste managed through licensed contractors, ensuring safe handling, recovery, and disposal.

Non-Hazardous Waste (General Waste)

The Group is committed to minimising its environmental impact by prioritising waste reduction at source and maximising material diversion from landfills. Its waste management strategy aligns with circular economy principles, focusing on refuse, reduce, reuse, and recycle.

Year	Waste (KG)	Waste (Metric Tons)	Trend/Status
2021	199,260	199.3 t	▲ baseline
2022	205,705	205.7 t	▼ Increase
2023	71,290	71.3 t	▲ Decrease
2024	83,110	83.1 t	▼ Increase
2025	56,520	56.5 t	Decrease

Key Analysis:

Significant Reduction: The Group achieved a substantial 72.5% reduction in annual general waste in FY2025 compared to its peak in 2022. This reflects the effectiveness of the Group's waste minimisation initiatives and ongoing efforts to enhance resource efficiency across operations.

Data Integrity: The reported data covers all general waste generated within the Group's core operational boundaries. Waste volumes are verified using certified waste collector documentation, including consignment notes, ensuring transparency and accountability in reporting.

Forward-Looking Focus: The Group will continue to strengthen waste segregation practices across all facilities to improve diversion rates, including recycling and composting, while reducing the volume of waste sent to landfills.



SUSTAINABILITY STATEMENT (CONT'D)

ENVIRONMENT (CONT'D)

Waste and Resources Management (Cont'd)

General Waste Generated on Project Sites (Jul–Dec 2025)

In FY2025, the Group commenced the implementation of structured waste management practices across selected key project sites beginning in July 2025. This initiative marks an important step towards standardising waste monitoring and reporting across operational sites, with full implementation targeted for FY2026.

Year	Jul-25	Aug-25	Sep-25	Oct-25	Nov-25	Dec-25	Trend/Status
Pasir Logok	10,000	10,000	12,500	15,000	15,000	17,500	▲ Increase
Petron	Nil	2,390	3,530	2,560	3,510	3,090	▲▼ Mixed
Kerling	Nil	Nil	25,151	21,300	19,700	30,100	▼ Decrease
Total	10,000	12,390	41,181	38,860	38,210	50,690	▲ Overall

Key Analysis:

Overall Trend: Total monthly general waste generation increased progressively during the second half of FY2025, peaking at over 50 metric tonnes in December 2025. This increase was primarily attributable to a higher number of workmen on-site, in line with the ramp-up in project activities during the period.

Site-Specific Trends: Project sites such as Kerling recorded a notable increase in waste generation from September onwards, becoming the largest contributing site by December. Meanwhile, the steady rise in waste volumes at Pasir Logok reflects consistent growth in operational activity at the site.

Digitalised Processes

The Group continues to leverage digital technologies to enhance operational efficiency, improve precision, and reduce material wastage across its manufacturing and fabrication processes. The adoption of Computerised Numerical Control (“CNC”) machinery enables automated and highly accurate production, supporting the fabrication of complex components with greater consistency and reduced error margins.

Compared to conventional manual processes, digitalised manufacturing improves repeatability and optimises resource utilisation, contributing to reduced material waste and enhanced productivity. This transition towards more advanced manufacturing processes reflects the Group’s commitment to continuous improvement and sustainable operational practices.

Water Management

The Group recognises the importance of responsible water management as a critical component of its environmental stewardship. Water is an essential resource across the Group’s operations, including construction activities, equipment testing, sanitation, and facility management. As such, the Group remains committed to optimising water usage and minimising wastage through structured management practices.

In FY2025, the Group strengthened its water management approach through enhanced monitoring, implementation of water conservation initiatives, and increased utilisation of alternative water sources such as rainwater harvesting systems. These efforts contributed to improved water efficiency, including a reduction in water consumption compared to FY2024, following targeted corrective measures such as leak repairs and improved monitoring systems.

SUSTAINABILITY STATEMENT (CONT'D)

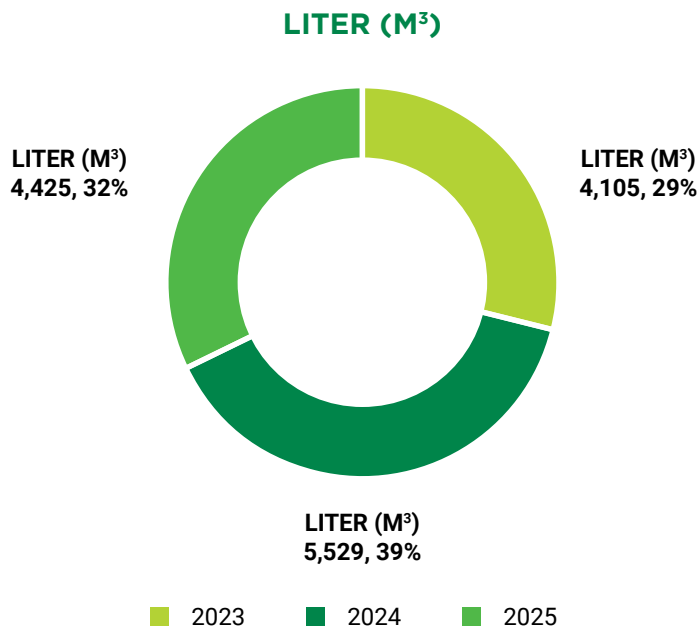
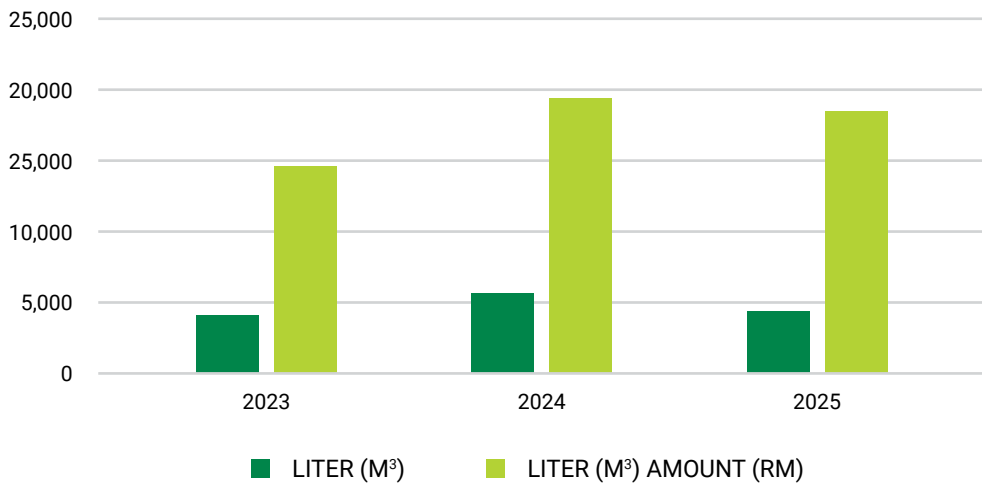
ENVIRONMENT (CONT'D)

Water Management (Cont'd)

The Group continues to implement best practices in water management, including the use of water-efficient systems, monitoring of daily consumption, and staff awareness programmes to promote responsible usage. In addition, rainwater harvesting has been expanded to reduce reliance on treated water supply and support sustainable resource utilisation.

Moving forward, the Group remains committed to achieving its water management targets, including improving water efficiency and reducing overall consumption, while ensuring compliance with regulatory requirements and supporting long-term sustainability objectives.

WATER USAGE RECORD FROM YR 2023 TILL 2025



SUSTAINABILITY STATEMENT (CONT'D)



SOCIAL

The Group remains committed to fostering a safe, inclusive, and supportive workplace, recognising that its employees are fundamental to its long-term success. By prioritising employee well-being, talent development, and responsible labour practices, the Group aims to create a positive working environment that supports both individual growth and organisational performance.

Diversity, Equity, and Inclusion

The Group is committed to fostering a diverse, equitable, and inclusive workplace that values different perspectives and promotes equal opportunities. Its Diversity, Equity and Inclusion ("DEI") practices are guided by fair employment principles and supported by established human resource policies, ensuring that all employees are treated with fairness, dignity, and respect.

Employment practices within the Group are conducted in a fair and transparent manner. Recruitment, training, and career development opportunities are based solely on qualifications, experience, and competency. The Group also ensures that compensation practices are competitive and free from gender-based or discriminatory disparities. Career advancement, including promotions and recognition, is determined based on merit and individual performance, providing equal opportunities for professional growth across all levels of the organisation.

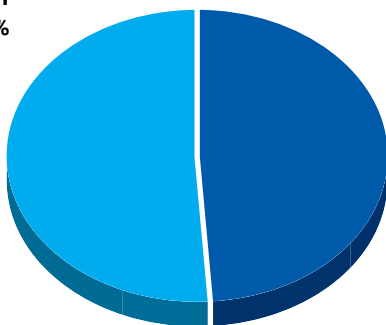
In addition, the Group actively promotes an inclusive workplace culture that encourages open communication, collaboration, and mutual respect among employees from diverse backgrounds. These efforts support a positive working environment that enhances employee engagement and organisational resilience.

In FY2025, the Group's total workforce stood at 192 employees, compared to 210 employees in FY2024. The reduction was primarily attributable to natural attrition, including voluntary resignations and the completion or expiry of fixed-term employment contracts, with no major restructuring exercises undertaken during the financial year. The Group continues to monitor workforce trends and diversity indicators to support sustainable human capital management and long-term organisational stability.

Looking ahead, the Group remains committed to strengthening its DEI practices as part of its broader sustainability agenda. By upholding fair employment standards and fostering an inclusive workplace culture, the Group aims to create long-term value for its employees and stakeholders.

NATIONALITY

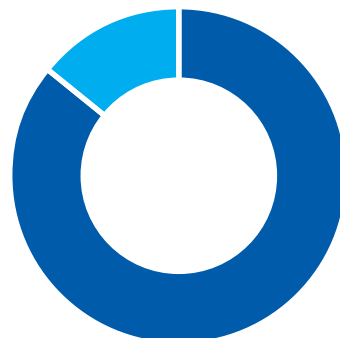
Foreign
98, 51%



Local
94, 49%

GENDER

Female
26, 14%



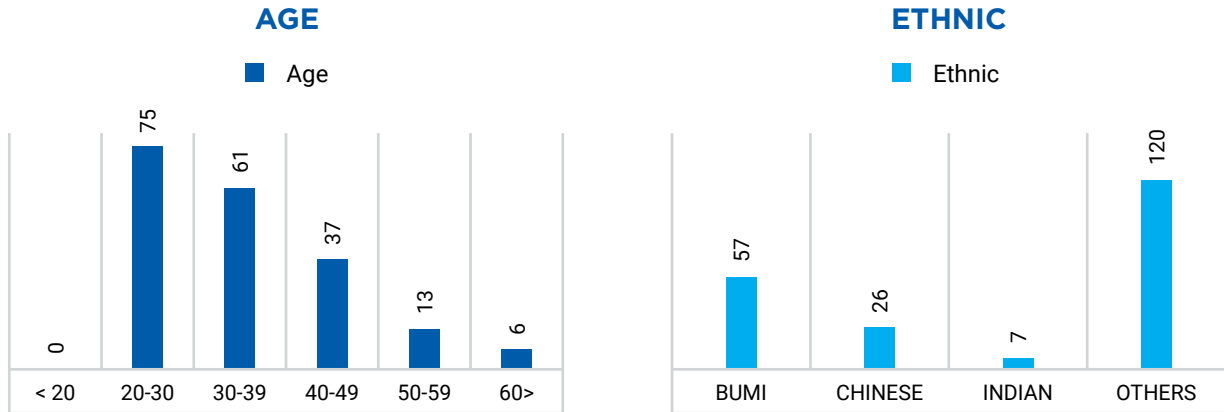
Male
166, 86%

■ Male ■ Female

SUSTAINABILITY STATEMENT (CONT'D)

SOCIAL (CONT'D)

Diversity, Equity, and Inclusion (Cont'd)



Human Rights

Safeguarding human rights remains a fundamental principle underpinning the Group’s operations. The Group recognises that strong human rights practices contribute to operational stability, employee well-being, and a respectful workplace environment. Any breach of these principles may result in regulatory non-compliance, reputational risks, and adverse impacts on employee morale and retention.

The Group is committed to complying with all applicable labour laws and regulations in the jurisdictions in which it operates, including Malaysia’s Employment Act 1955 and Trade Union Act 1959. These requirements are embedded within the Group’s internal policies, standard operating procedures, and employee guidelines, which are reviewed periodically to ensure alignment with current regulations and industry best practices.

The Group’s human rights commitment encompasses key areas such as the protection of migrant worker rights, promotion of diversity, equity and inclusion, and the prevention of modern slavery. The Group adopts a zero-tolerance approach towards child labour, forced labour, discrimination, and sexual harassment. In addition, the Group strives to ensure fair wages, safe working conditions, and appropriate living arrangements for all employees, including foreign workers, while promoting responsible practices across its supply chain.

To reinforce transparency and accountability, the Group has established formal grievance mechanisms and whistleblowing channels that enable employees to report concerns in a safe and confidential manner. In FY2025, the Group recorded no reported cases of human rights violations, reflecting its continued commitment to upholding high standards of ethical labour practices.



SUSTAINABILITY STATEMENT (CONT'D)

SOCIAL (CONT'D)

Health and Safety

The Group prioritises the health and safety of its employees and contractors across all operations. Its Occupational Health and Safety Management System (“OHSMS”) is aligned with applicable regulatory requirements, including the Occupational Safety and Health Act 1994 and related standards, ensuring that all operations are conducted in a safe and controlled manner.

The Group has established Health, Safety and Environment (“HSE”) committees across its operations to monitor safety performance and implement appropriate risk mitigation measures. Regular safety training, hazard identification processes, and risk assessments are conducted to ensure that workplace risks are effectively managed.

In FY2025, the Group conducted health and safety training for 197 employees and contractors, reinforcing awareness and adherence to safety practices. While the Group maintained zero fatalities during the year, a workplace incident at a fabrication facility prompted a comprehensive review of safety protocols. Following this, enhanced safety measures and corrective actions were implemented to strengthen risk controls and prevent recurrence.

In addition, on 23rd and 24th July 2025, the Group successfully conducted integrated Emergency Response Team (“ERT”) and fire safety training. This included a full-scale building evacuation drill involving all staff and senior management. The exercise was completed successfully, with the building fully evacuated in 3 minutes and 56 seconds, meeting the Group’s internal safety target.

The Group remains committed to fostering a strong safety culture, with continuous improvement in safety standards, training programmes, and operational practices to ensure the well-being of all personnel.

	2023	2024	2025
Number of employees and contractors trained on health and safety standards	230	84	197

Summary of Work Hours, Fatalities, Lost-Time Injuries, and Lost-Time Incident Rate

	2023		2024		2025	
	Employee	Contractor	Employee	Contractor	Employee	Contractor
Total Hours Worked	491,712	82,368	294,749	82,147	251,912	80,056
Number of Facilities	0	0	0	0	0	0
Number of Lost Time Injuries	1	0	0	0	1	0
Lost Time Incident Rate (“LTIR”)	0.35	0	0	0	0.33	0

SUSTAINABILITY STATEMENT (CONT'D)

SOCIAL (CONT'D)

Health and Safety (Cont'd)

Metric	Target	Result (July 2025)	Performance Status
Emergency Response Plan (ERP) Training	100% attendance of designated ERT members	100% Completion (New ERT Team)	Achieved
Full-Scale Fire Drill Participation	>90% of total staff & management	100% Participation (All levels)	Achieved
Building Evacuation Time	≤ 3–5 minutes	3.56 Minutes	Achieved
Safety Competency Training	Annual refresher for response teams	Completed (23rd & 24th July)	In-Compliance

Employee Management

The Group places strong emphasis on attracting, developing, and retaining a skilled and motivated workforce. It is committed to upholding high standards of labour practices, ensuring that all employees are treated fairly, with respect and dignity, and in compliance with applicable laws and regulations.

The Group continues to safeguard workers' rights and welfare by providing safe working and living conditions, access to healthcare, and fair compensation. Centralised living quarters are provided for employees where required, in compliance with regulatory standards, ensuring that workers are housed in safe and conducive environments.

To support a fair and transparent workplace, the Group has implemented policies including the Code of Conduct, Anti-Bribery and Corruption Policy, and Whistleblowing Policy. Employees also have access to formal grievance mechanisms, ensuring that concerns are addressed impartially and in a timely manner. In FY2025, the Group recorded zero cases of labour law non-compliance, human rights violations, or employee grievances, reflecting its strong commitment to ethical labour practices.

Talent Management

The Group is committed to continuous learning and development, recognising that upskilling its workforce is essential to maintaining competitiveness in a dynamic industry. Employees are provided with training programmes designed to enhance both technical competencies and professional capabilities, enabling them to perform effectively in their roles and advance within the organisation.

Training initiatives are conducted through a combination of on-the-job learning, structured programmes, and periodic refresher sessions. These programmes are regularly reviewed to ensure relevance and alignment with industry requirements. By investing in talent development, the Group aims to build a capable and future-ready workforce.

In FY2025, the Group recorded a total of 1,716 training hours, representing an increase of 8.3% compared to 1,584.5 hours in FY2024. The average training hours per trained employee also rose significantly from 13 hours to 21.5 hours, reflecting a stronger focus on in-depth skills development and capability building.

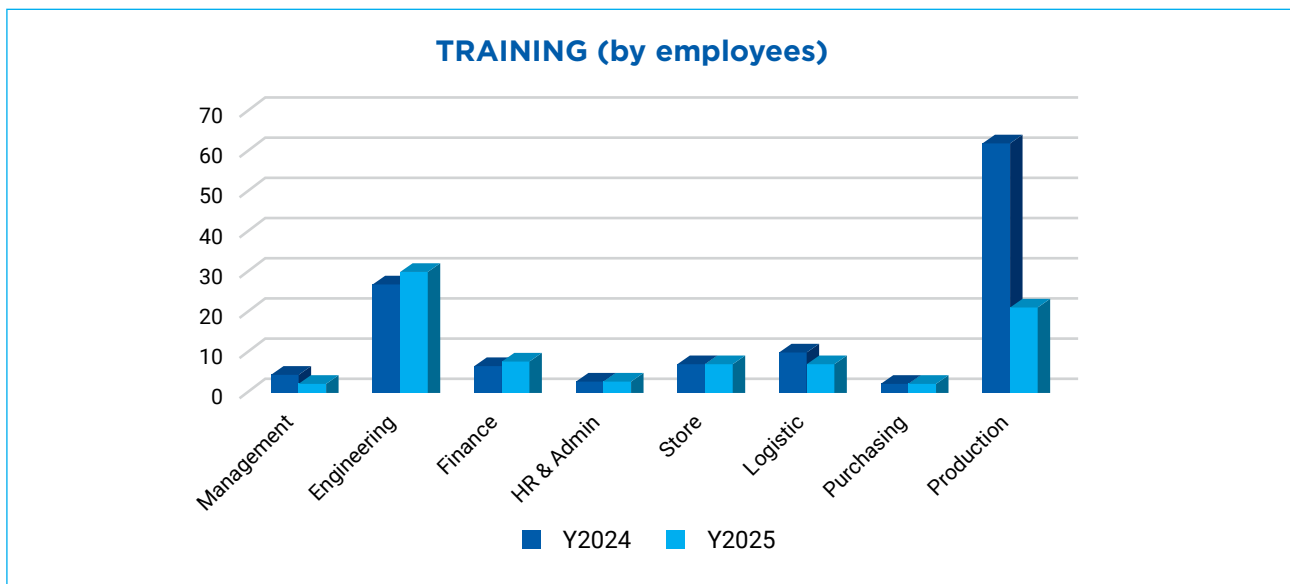
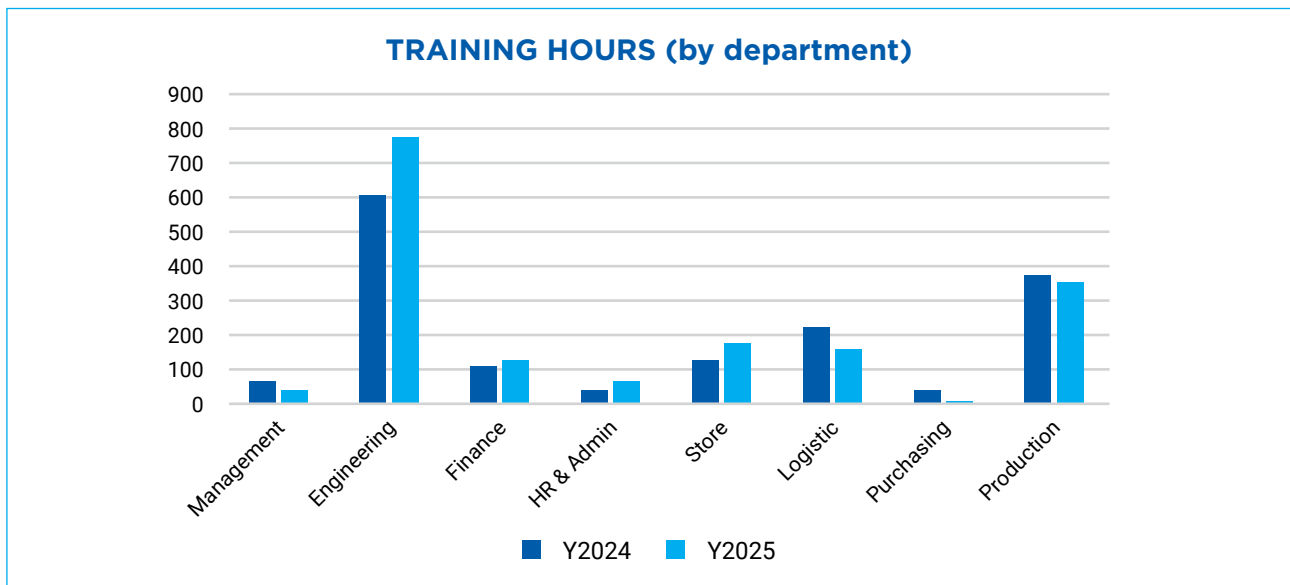
SUSTAINABILITY STATEMENT (CONT'D)

SOCIAL (CONT'D)

Talent Management (Cont'd)

A total of 80 employees participated in training programmes during FY2025, compared to 122 employees in FY2024, resulting in a training coverage rate of 42% (FY2024: 58%). While the participation rate declined during the year, this presents an opportunity for the Group to further expand access to training programmes and enhance workforce engagement in FY2026.

Moving forward, the Group remains committed to strengthening its talent development initiatives by broadening participation, enhancing training effectiveness, and ensuring continuous alignment with organisational and industry needs.





SUSTAINABILITY STATEMENT (CONT'D)

SOCIAL (CONT'D)

Employee Remuneration and Retention

As part of its talent management strategy, the Group ensures that all employees receive fair and competitive remuneration packages aligned with industry benchmarks. Compensation is determined based on role requirements, individual competencies, seniority, and tenure, ensuring a structured and equitable approach to remuneration across the organisation.

The Group remains committed to upholding fair pay practices and complies with all applicable regulatory requirements, including the Minimum Wage Order 2022. This commitment reflects the Group's focus on promoting equitable compensation and maintaining a supportive and inclusive workplace.

In addition to remuneration, the Group provides a comprehensive range of employee benefits designed to support overall well-being and work-life balance. These include annual leave, medical leave, maternity and paternity leave, marriage and compassionate leave, as well as hospitalisation coverage, insurance protection, and medical incentives.

Through these initiatives, the Group aims to enhance employee satisfaction, strengthen retention, and foster a positive work environment. By prioritising employee well-being and providing opportunities for growth and development, the Group remains committed to building a resilient and motivated workforce that contributes to its long-term success.

Community Investments

At Ecoscience, we are committed to being a responsible corporate citizen by actively investing in the well-being of the communities in which we operate. We believe that building strong community relationships enhances social inclusion and delivers long-term, meaningful impact. Our community investment efforts focus on education and social welfare, with the aim of empowering individuals, fostering inclusive growth, and contributing to the development of future talent aligned with our vision for sustainable growth.

In FY2025, the Group contributed RM7,000.00 towards community initiatives supporting public safety, social welfare, and education. These efforts reflect our continued commitment to delivering meaningful impact across the communities we serve.

Fire and Rescue Department (Bomba), Negeri Sembilan received a contribution of RM1,000 in February 2025 to support emergency response capabilities and enhance community safety. This initiative underscores the Group's commitment to supporting public safety services and strengthening community resilience.

Jawatankuasa Pengurusan Kuil Sri Maha Mariamman, Kelanang Baru received a donation of RM1,000 in support of community welfare activities. The contribution also supports the temple's role as a centre for social, cultural, and community engagement, reinforcing the Group's commitment to local community development.

Universiti Teknologi Malaysia (UTM) received an educational sponsorship of RM5,000 in support of the 11th International Biotechnology Competition and Exhibition (IBCEX'25). This initiative aims to encourage innovation, support student development, and promote academic excellence, contributing to the cultivation of future talent.



SUSTAINABILITY STATEMENT (CONT'D)



GOVERNANCE

Establishing sustainable governance is essential to ensuring the long-term viability and success of an organisation. This requires the implementation of comprehensive systems, procedures, and policies that integrate sustainability into core decision-making processes and day-to-day operations.

At the Group, we embed sustainable governance principles across all levels of the organisation to ensure our business strategies align with our values and long-term objectives. This alignment allows us to deliver value to all stakeholders in a responsible and transparent manner.

Over time, strong governance practices help build stakeholder trust, reduce exposure to operational and reputational risks, and enhance the Group's standing in the marketplace. Ultimately, this contributes to increased customer loyalty and sustained corporate success.

Policies and Governance Practices

The Group adopts a zero-tolerance approach towards bribery and corruption, recognising that ethical business conduct is fundamental to maintaining stakeholder trust and ensuring long-term sustainability. Upholding strong anti-corruption practices enables the Group to identify, assess, and mitigate risks, while safeguarding its reputation and protecting against potential financial and operational impacts. These practices also support the Group's broader ESG objectives by promoting integrity and accountability across its operations.

The Group is guided by its Anti-Bribery and Corruption Policy (SOP-CO-05-00), which establishes clear principles and standards for all employees, including Directors, in addressing ethical issues and carrying out their responsibilities with integrity. All new employees undergo an induction programme to familiarise themselves with the policy and related procedures, ensuring consistent understanding and adherence across the organisation.

In addition, the Group extends its ethical standards to its supply chain. Suppliers are required to comply with anti-bribery and corruption guidelines and must sign a declaration confirming their commitment to uphold these standards in their business dealings. The Group has also established a whistleblowing channel under its Whistleblowing Policy, providing employees and external stakeholders with a confidential and secure platform to report any suspected misconduct. Both policies are made accessible via the Group's corporate website to ensure transparency and awareness.

All employees have been briefed on the Group's anti-bribery and corruption policies and are required to sign an integrity pledge as part of their commitment to ethical conduct. As at 31 December 2025, the Group recorded zero confirmed incidents of corruption, reflecting the effectiveness of its governance framework, internal controls, and ongoing awareness initiatives.

SUSTAINABILITY STATEMENT (CONT'D)

GOVERNANCE (CONT'D)

Supply Chain Management

The Group recognises the importance of responsible procurement practices in managing ESG risks across its value chain. Ecoscience is committed to conducting its business in a responsible and sustainable manner by integrating ESG considerations into its procurement processes and decision-making framework. This approach supports ethical business practices, environmental stewardship, and positive social impact across its operations.

Procurement activities are governed by internal policies and procedures that incorporate ESG requirements. Sustainability considerations are embedded within supplier onboarding and evaluation processes to ensure alignment with ethical standards, occupational health and safety requirements, environmental responsibility, and human rights principles. In FY2025, the Group formally implemented sustainability screening as part of its supplier pre-qualification process, strengthening its ability to identify and mitigate ESG-related risks within the supply chain.

The Group also prioritises local sourcing where feasible, as part of its commitment to supporting local economies and reducing environmental impacts associated with transportation and logistics. In FY2025, total procurement spending amounted to RM101 million, of which approximately 97% was allocated to local suppliers. This reflects the Group's continued efforts to strengthen local partnerships and promote sustainable supply chain practices.

Looking ahead, the Group aims to further enhance its supply chain governance by achieving 100% sustainability screening for all new suppliers. It also seeks to maintain procurement spending from local suppliers at not less than 95% annually, while strengthening long-term relationships with strategic partners.

Through these initiatives, the Group remains committed to embedding ESG principles across its procurement and supply chain activities, ensuring responsible sourcing, effective risk management, and long-term value creation for its stakeholders.

Cybersecurity and Data Protection

In today's digital environment, robust cybersecurity practices are essential to maintaining stakeholder trust and safeguarding the integrity of the Group's operations. The Group is committed to protecting customer and business data, preserving privacy, and ensuring compliance with applicable data protection laws and recognised standards.

The Group's approach to data privacy and cybersecurity focuses on preventive controls, continuous monitoring, and ongoing improvement of systems and processes to mitigate cyber risks. This includes the implementation of internal controls, access management protocols, and employee awareness initiatives designed to reduce exposure to potential cybersecurity threats.

As of 31 December 2025, the Group recorded zero substantiated complaints relating to breaches of customer privacy or loss of data, and no confirmed cybersecurity breach incidents during the reporting period. This consistent performance across FY2023 to FY2025 reflects the effectiveness of the Group's cybersecurity framework and its commitment to maintaining high standards of data protection.

The Group recognises that safeguarding data privacy and cybersecurity is critical to fostering long-term stakeholder confidence and supporting responsible and sustainable business practices. As such, cybersecurity considerations are continuously reviewed and enhanced in line with evolving digital risks and regulatory expectations.



SUSTAINABILITY STATEMENT (CONT'D)

GOVERNANCE (CONT'D)

Cybersecurity and Data Protection (Cont'd)

Looking ahead, the Group is committed to further strengthening its cybersecurity resilience through ongoing initiatives. These include maintaining a zero-tolerance approach towards cybersecurity incidents through enhanced preventive controls and proactive risk management, achieving full cybersecurity compliance assessments for critical vendors and service providers, and expanding employee awareness and training programmes focusing on phishing prevention, data handling, and incident response.

In addition, the Group is exploring the gradual integration of advanced technologies, including AI-driven security analytics, to enhance real-time threat detection, monitoring, and incident prevention capabilities. These initiatives will support the Group's continued efforts to strengthen its cybersecurity posture and ensure the protection of its digital assets.

STATEMENT OF ASSURANCE

We did not engage any advisor/auditor to give assurance opinion on the sustainability data.

PERFORMANCE DATA TABLE

Ecoscience International Berhad BMLR Transition Period

Date & Time: 2026-04-21_09:21:41
FYE 31/12/2025

Sustainability Matter	Metric	Measurement Unit	2025	Target	Assurance	Remarks
Anti-Corruption	Confirmed incidents of corruption and action taken	Number	0	0	No assurance	
Climate Change	Scope 1 GHG Emission	tCO2e	1,654	Improve fuel efficiency of construction equipment year-on-year	No assurance	
Climate Change	Scope 2 GHG Emission	tCO2e	188	Reduce electricity consumption per project through better site energy management. Increase awareness and adoption of energy-efficient practices at project sites	No assurance	Based on the factor of 0.758 kgCO2e/kWh
Community Investment	Total amount invested in the community where the target beneficiaries are external to the listed issuer	MYR	7000	-	No assurance	
Cybersecurity	Confirmed incidents of breach and action taken	Number	0	0	No assurance	
Diversity, Equity & Inclusion	Percentage of employees - Male	Percentage	86	-	No assurance	
Diversity, Equity & Inclusion	Percentage of employees - Female	Percentage	14	-	No assurance	
Diversity, Equity & Inclusion	Percentage of employees - Local	Percentage	49	-	No assurance	
Diversity, Equity & Inclusion	Percentage of employees - Foreign	Percentage	51	-	No assurance	
Diversity, Equity & Inclusion	Percentage of employees - 20-29	Percentage	39	-	No assurance	
Diversity, Equity & Inclusion	Percentage of employees - 30-39	Percentage	32	-	No assurance	

SUSTAINABILITY STATEMENT (CONT'D)

SUSTAINABILITY STATEMENT (CONT'D)

PERFORMANCE DATA TABLE

Ecoscience International Berhad BMLR Transition Period

Date & Time: 2026-04-21_09:21:41
FYE 31/12/2025

Sustainability Matter	Metric	Measurement Unit	2025	Target	Assurance	Remarks
Diversity, Equity & Inclusion	Percentage of employees - 40-49	Percentage	19	-	No assurance	
Diversity, Equity & Inclusion	Percentage of employees - 50-59	Percentage	7	-	No assurance	
Diversity, Equity & Inclusion	Percentage of employees - >60	Percentage	3	-	No assurance	
Employee Management	Total hours of training	Hours	1,716	-	No assurance	
Employee Management	Percentage of training coverage	Percentage	42	-	No assurance	
Employee Management	Average training hours per trained employee	Hours	215	-	No assurance	
Health and Safety	Number of employees and contractors trained on health and safety standard	Number	197	-	No assurance	
Health and Safety	Number of fatalities	Number	0	0	No assurance	
Health and Safety	Number of lost time injuries	Number	1	0	No assurance	
Supply Chain Management	Percentage of local suppliers	Percentage	97	>95	No assurance	
Waste Management	Total waste engine oil generated	kg	150	-	No assurance	
Waste Management	Total general waste generated	kg	56,520	-	No assurance	
Water Management	Total water consumption - HQ office	Cubic meter	4,425	-	No assurance	
Water Management	Total water consumption - Site project	Cubic meter	339,454	-	No assurance	
Water Management	Total water consumption - Workers' hostel	Cubic meter	2,796	-	No assurance	

SUSTAINABILITY STATEMENT
(CONT'D)

PERFORMANCE DATA TABLE

Ecoscience International Berhad
BMLR Transition Period

Date & Time: 2026-04-21_09:21:41
FYE 31/12/2025

Sustainability Matter	Metric	Measurement Unit	2025	Target	Assurance	Remarks
Water Management	Rainwater tank usage	Cubic meter	9,802	-	No assurance	



CORPORATE GOVERNANCE OVERVIEW STATEMENT

The Board of Directors (“Board”) of Ecoscience International Berhad (“EIB” or the “Company”) recognises the importance of maintaining high standards of corporate governance to promote transparency, accountability, integrity and effective management within the Company. In discharging its responsibilities, the Board is committed to establishing and maintaining robust corporate governance practices throughout the Company and its subsidiaries (“Group”). These practices are designed to enhance shareholder value and are aligned with the principles and recommended practices of the Malaysian Code on Corporate Governance (“MCCG”).

This Corporate Governance Overview Statement (“CG Statement”) is prepared in augmented with a Corporate Governance Report based on prescribed format as enumerated in Rule 15.25 of the ACE Market Listing Requirements (“AMLR”) of Bursa Malaysia Securities Berhad (“Bursa Securities”) so as to provide a detailed articulation on the application of the Group’s corporate governance practices as set out in the MCCG.

This CG Statement should also be read together with the Company’s Corporate Governance Report for the financial year ended 31 December 2025 (“CG Report”) which is available on the Company’s website at www.ecosciencegroup.com and the Company’s announcement on the website of Bursa Securities at www.bursamalaysia.com.

The Board is pleased to set out below the manner in which the Group has applied the three (3) main principles in the MCCG during the financial year ended 31 December 2025 (“FYE 2025”), which are as follows:

- Principle A: Board Leadership and Effectiveness;
- Principle B: Effective Audit and Risk Management; and
- Principle C: Integrity in Corporate Reporting and Meaningful Relationship with Stakeholders.

PRINCIPLE A – BOARD LEADERSHIP AND EFFECTIVENESS

PART I – BOARD RESPONSIBILITIES

1.1 Board and Board Committees

The Board takes full responsibility for the performance of the Group and leading the Group towards achieving its short and long-term objectives, setting corporate strategies for growth and new business development. The Board has delegated the day-to-day operations of the Group to the Managing Director (“MD”) and the Executive Director (“ED”). They manage the Group in accordance with the strategies and policies approved by the Board.

For the Board to discharge their functions and responsibilities orderly and effectively, the Board has delegated specific powers and responsibilities to the following Board Committees:

- (a) Audit and Risk Management Committee (“ARMC”);
- (b) Nomination Committee (“NC”); and
- (c) Remuneration Committee (“RC”).

The functions of each Board Committee are set out in the Terms of Reference (“TOR”) of the respective Committees which were approved by the Board. The TOR of each Board Committee are available on the Company’s website at www.ecosciencegroup.com and will be annually or periodically reviewed by the NC and/or Board in accordance with the needs of the Company.

The principal roles and responsibilities of the Board are as follows:

- (a) Formulating a strategic plan for the Company and tailoring the same from time to time by taking practical, realistic and holistic approaches;
- (b) Reviewing, challenging and deciding on management’s proposals and monitor its implementation;
- (c) Promoting good corporate governance culture within the Group;
- (d) Identifying principal risks and ensuring the implementation of appropriate systems to mitigate these risks;
- (e) Reviewing the adequacy and integrity of the Company’s internal control systems for compliance with applicable laws, regulations, rules and guide;
- (f) Assessing management’s response to ensure the Company’s business is properly managed and sustained; and
- (g) Overseeing the development and implementation of the investor relations programme.

CORPORATE GOVERNANCE OVERVIEW STATEMENT (CONT'D)

PRINCIPLE A – BOARD LEADERSHIP AND EFFECTIVENESS (CONT'D)

PART I – BOARD RESPONSIBILITIES (CONT'D)

1.2 The Chairman of the Board

The Chairman of the Board, Dato' Tan Yee Boon, who is an Independent Non-Executive Chairman, is responsible for leading the Board in ensuring the integrity and effectiveness of the Group's corporate governance practices, acts as a facilitator at the meetings and ensures that Board proceedings comply with good conduct and best practices.

The Chairman carries out a leadership role in the conduct of the Board and the primary responsibilities of the Chairman are, amongst others, as follows:

- (a) Providing leadership for the Board in ensuring the Board discharge its responsibilities effectively;
- (b) The efficient organisation and conduct of the Board's function, chairing Board meetings and encouraging all directors to play an active role in Board activities;
- (c) Taking the lead in setting the values and standards of the Company;
- (d) Ensuring complete and accurate information is furnished to Board members on a timely basis to facilitate decision-making;
- (e) Ensuring accurate and timely information, in particular, the performance of the Company, is furnished to Board members;
- (f) Setting the Board meeting agenda and ensuring that the complete and accurate information will be received by the Directors and adequate time is allocated for discussion of issues tabled to the Board for deliberation;
- (g) Encouraging active participation at Board meetings and allowing dissenting views to be freely expressed;
- (h) Chairing general meetings of shareholders and ensuring orderly conduct and proceedings of such meetings;
- (i) Ensuring effective communication with shareholders and stakeholders and that their views are communicated to the Board as a whole; and
- (j) Facilitating the contribution of Non-Executive Directors and ensuring constructive relations be maintained between Executive and Non-Executive Directors.

The Board believes that the Chairman of the Board should not participate in any Board Committees. This is to uphold checks and balances while preserving objectivity, ensuring that the Chairman's role, which includes overseeing the Board's activities, remains independent from committee decisions. Therefore, in adherence to the MCCG guidelines, the Chairman of the Board does not hold membership in any Board Committees.

1.3 The Chairman and MD

The Board recognises the importance of having a clearly accepted division of power and responsibilities between the Chairman and the MD of the Company to ensure a balance of power and authority.

Therefore, the positions of the Chairman and the MD were held by two (2) different individuals in compliance with Practice 1.3 of the MCCG.

The Chairman of the Board shall be responsible for instilling good governance practices and leading the Board in its collective oversight of management, whilst the MD bears overall responsibilities for the Group's business performance and managing the Group in accordance with the strategies and policies approved by the Board. The MD is also responsible for the day-to-day operations of the Group, within the authorities as delegated by the Board.



CORPORATE GOVERNANCE OVERVIEW STATEMENT (CONT'D)

PRINCIPLE A – BOARD LEADERSHIP AND EFFECTIVENESS (CONT'D)

PART I – BOARD RESPONSIBILITIES (CONT'D)

1.4 Qualified and Competent Company Secretary

The Board is supported by two (2) Company Secretaries nominated by Cospec Management Services Sdn. Bhd. (“CMS”) who are experienced and qualified to act as company secretaries under Section 235(2) of the Companies Act 2016 and are registered holders of the Practicing Certificate issued by the Companies Commission of Malaysia. All Directors have access to the advice and services of the Company Secretaries.

The Company Secretaries consistently participate in the relevant training programmes, conferences, or seminars organised by the relevant authorities and/or professional bodies. This ensures they stay updated on corporate governance developments and changes in regulatory requirements that are relevant to their role and enable them to provide the necessary advisory services to the Board.

The Board acknowledges that the Company Secretaries play an important role and will ensure that the Company Secretaries fulfil the functions for which they have been appointed.

During the FYE 2025, all Board and Board committee meetings were properly convened, accurate and proper records of the proceedings and resolutions passed were taken and maintained in the statutory records of the Company.

1.5 Meeting of Board and Board Committees

To facilitate the Directors’ time planning, an annual meeting calendar is prepared in advance of each new year by the Company Secretaries. The meeting calendar provides the Directors with scheduled dates for meetings of the Board and Board committees as well as the annual general meeting (“AGM”). The closed periods for dealing in securities by Directors and principal officers based on the scheduled dates of meeting for making announcements of the Group’s quarterly results were also provided therein.

The notices of the Board and Board Committees meetings together with the meeting papers are generally furnished to the Board members within five (5) working days prior to the dates of meetings. This is to ensure that the Directors have sufficient preparation time and information to make an informed decision at each meeting. The Management and other advisers are invited to attend the meetings to report and brief on their respective areas of responsibility, if required.

The deliberations and conclusions of matters discussed in the Board or Board Committees meetings are duly recorded in the minutes of meetings and kept at the registered office of the Company. The draft minutes are circulated for the Board or Committee Chairman’s review within a reasonable timeframe after the meetings. The minutes of meetings accurately captured the deliberations and decisions of the Board and/or Board Committees, including whether any Director abstains from voting or deliberating on a particular matter.

For matters which require the Board’s decision on an urgent basis outside of Board Meetings, relevant supporting documents along with the Directors’ Written Resolution will be circulated for the Board’s consideration. All written resolutions approved by the Board will be tabled for notation at the next Board Meeting.

1.6 Board Charter

The Board has formalised and adopted a Board Charter which sets out the role, composition, duties and responsibilities of the Board and ensures that all Board member acting on behalf of the Company are aware of their duties and responsibilities as Board members.

The Board Charter would be periodically reviewed and updated in accordance with the needs of the Company and any new regulations that may have an impact on the discharge of the Board’s responsibilities.

The Board Charter is published on the Company’s website at www.ecosciencegroup.com.

CORPORATE GOVERNANCE OVERVIEW STATEMENT (CONT'D)

PRINCIPLE A – BOARD LEADERSHIP AND EFFECTIVENESS (CONT'D)

PART I – BOARD RESPONSIBILITIES (CONT'D)

1.7 Code of Conduct

The Board has adopted a Code of Conduct for Directors in order to adhere to the general principles and standards of business conduct and ethical behaviour in the performance and exercise of their responsibilities as Directors of the Company in order to uphold good corporate integrity which ultimately serves as a ground rule to the employees of the Company in their discharge of respective duties and responsibilities.

The Code of Conduct will be reviewed from time to time to ensure the information remains relevant and appropriate. The Code of Conduct is available on the Company's website at www.ecosciencegroup.com.

1.8 Anti-Bribery and Corruption Policy ("ABC Policy")

In line with the Malaysian Anti-Corruption Commission (Amendment) Act 2018 ("MACC Act 2018"), the Company has put in place an ABC Policy to encourage a culture of integrity and transparency in all of the Group's activities. The ABC Policy which adheres to the AMLR of Bursa Securities and the Guidelines on Adequate Procedures issued pursuant to Section 17A(5) of the MACC Act 2018, generally set out the responsibilities of the Company, and all individuals who work for the Group, in observing and upholding the Group's position on bribery and corruption and provides key anti-bribery and corruption principles that apply to all interactions with the Group's customers, business partners, and other third parties, as well as guidelines for the prevention, management, and remediation of bribery and corruption related risk.

The ABC Policy will be reviewed at least once in every three (3) years and in accordance with the needs of the Company.

The ABC Policy is available on the Company's website at www.ecosciencegroup.com.

1.9 Whistle Blowing Policy

The Group has adopted a Whistle Blowing Policy to provide an avenue for the employees of the Group and members of the public to raise genuine concerns of any wrongdoing or improper conduct involving the Group and its directors or employees.

The Whistle Blowing Policy will be reviewed at least once every three (3) years to ensure its effectiveness and alignment with governing legislation and regulatory requirements.

The Whistle Blowing Policy is available on the Company's website at www.ecosciencegroup.com.

1.10 Directors' Fit and Proper Policy

In line with Rule 15.01A of the AMLR of Bursa Securities, the Board had adopted a Directors' Fit and Proper Policy to ensure that Directors possess the character, integrity, relevant range of skills, knowledge, experience, competence and time commitment to carry out their roles and responsibilities effectively in the best interest of the Company and its stakeholders.

The Board will regularly review the Directors' Fit and Proper Policy and may revise it as deemed necessary to align with the Board's objectives, current laws and practices. The Directors' Fit and Proper Policy is available on the Company's website at www.ecosciencegroup.com.



CORPORATE GOVERNANCE OVERVIEW STATEMENT (CONT'D)

PRINCIPLE A – BOARD LEADERSHIP AND EFFECTIVENESS (CONT'D)

PART I – BOARD RESPONSIBILITIES (CONT'D)

1.11 Sustainability Governance

The Board emphasises the importance of sustainable business practices in creating long-term value, recognising that responsible business conduct is fundamental to achieving operational excellence.

Structural oversight of sustainability, including strategies, priorities, and targets, rests with the Board, while Management is entrusted with operational execution concerning Environmental, Social, and Governance (ESG) factors as integral components of the Group's corporate strategy.

As fiduciary to the Company's shareholders, the Board prioritises upholding exemplary corporate governance practices, marked by a dedication to ethics, integrity, and corporate responsibility. Additionally, the Board ensures that both internal and external stakeholders are well-informed about the Company's sustainability strategies, priorities, targets, and overall performance, as detailed in the Sustainability Statement within this Annual Report.

The Board also incorporated the assessment of the Board's understanding of sustainability issues in the annual performance evaluation that are critical to the Company's performance.

PART II – COMPOSITION OF THE BOARD

2.1 Board Composition

The Board is committed to ensuring that its composition not only reflects the diversity as recommended by MCCG, as best as it can, but also the right mix of skills and balance to contribute to the achievement of the Group's goal and business objectives.

The current Board consists of six (6) members and the composition of the current Board is set out in the table below:-

No.	Names	Designation
1.	Dato' Tan Yee Boon	Independent Non-Executive Chairman
2.	Wong Choi Ong	Non-Independent Executive Director/Managing Director
3.	Thing Jin Suan	Non-Independent Executive Director
4.	Ang Chye Kian	Independent Non-Executive Director
5.	Law Sang Thiam	Independent Non-Executive Director
6.	Shu Ling Ling (Appointed on 3 June 2025)	Independent Non-Executive Director

The current Board composition adheres to Rule 15.02 of the AMLR of Bursa Securities, which requires that at least two (2) Directors or one-third (1/3) of the Board, whichever is higher, be independent Directors. It also aligns with Practice 5.2 of the MCCG, ensuring that at least half of the Board consists of Independent Non-Executive Directors. This structure provides independent and objective judgement, effective checks and balances and protects the interests of minority shareholders and other stakeholders while maintaining high standards of conduct and integrity.

CORPORATE GOVERNANCE OVERVIEW STATEMENT (CONT'D)

PRINCIPLE A – BOARD LEADERSHIP AND EFFECTIVENESS (CONT'D)

PART II – COMPOSITION OF THE BOARD (CONT'D)

2.2 Tenure of Independent Directors

In line with the Practice 5.3 of the MCCG and in accordance with the Board Charter, the tenure of an independent director should not exceed a term limit of nine (9) years. In the event that the Board intends to retain the independent director beyond the nine (9) years, the Board should provide justification and seek annual shareholders' approval through a two-tier voting process and the manner to obtain the shareholders' approval on the resolution shall follow the recommendation of MCCG. Additionally, the Board is aware that, according to the AMLR of Bursa Securities, the tenure of an Independent Director should not exceed a cumulative term of twelve (12) years.

During FYE 2025, none of the Independent Directors of the Company whose tenure has exceeded a cumulative term of nine (9) years. Based on the assessment conducted during the financial year under review, the Board is satisfied with the independence and performance of all Independent Non-Executive Directors, confirming their ability to act in the best interests of the Company.

2.3 Appointment to the Board

The principal responsibility for making recommendations on the appointment of new Directors and the re-election of retiring Directors has been delegated to the NC.

In evaluating potential candidates, the NC considers not only academic qualifications but also relevant industry experience, to ensure that candidates are able to contribute meaningfully to the Board and support the Company's growth. In making recommendations to the Board on candidates for directorship, the NC assesses and nominates candidates based on objective criteria, including, inter alia:-

- (a) character and integrity;
- (b) experience and competence;
- (c) time commitment to the Company, taking into account the number of directorships held; and
- (d) for candidates to the position of Independent Non-Executive Director, the ability to discharge the roles and responsibilities expected of an Independent Non-Executive Director.

All Directors comply with the requirement under Rule 15.06 of the AMLR of Bursa Securities, which limits the number of directorships held in listed issuers to not more than five (5).

During the financial year under review, there was one (1) new appointment of Director, as recommended by the NC, as follows:-

Name	Date of Appointment	Designation
Shu Ling Ling	3 June 2025	Independent Non-Executive Director

2.4 Board Diversity and Senior Management Team

The Board recognises the importance of diversity within its composition and that of the Senior Management Team, as recommended by the MCCG. To support this diversity agenda, Directors and senior management are selected from a varied pool based on objective criteria and merit, with careful consideration given to diversity in skills, knowledge, experience, age, cultural background, gender, and contributions.

Currently, there are two (2) female members on the Board, namely Ms. Ang Chye Kian and Ms. Shu Ling Ling which representing 33% of the total Board members. The female Directors provide the Board with gender diversity that serves to bring value to the Board discussions from different perspectives and approaches as well as different leadership styles.

CORPORATE GOVERNANCE OVERVIEW STATEMENT (CONT'D)

PRINCIPLE A – BOARD LEADERSHIP AND EFFECTIVENESS (CONT'D)

PART II – COMPOSITION OF THE BOARD (CONT'D)

2.5 Board Committees

The Board Committees are established to handle specific responsibilities within clearly defined TOR, ensuring that the Board's overall workload is managed effectively. By delegating certain tasks to these committees, the Board members can allocate their time more efficiently and focus on broader strategic issues.

These Board Committees are empowered to thoroughly investigate and address particular matters, providing analysis and recommendations to the Board. This structure allows for more in-depth consideration of complex issues and ensures that all aspects of the Board's responsibilities are handled with appropriate expertise and attention. Consequently, the Board can make more informed decisions, leveraging the specialised knowledge and focused efforts of its committees.

The Board has established three (3) Board Committees and the membership of each committee is set out in the table below:-

Composition	ARMC	NC	RC
Law Sang Thiam (Independent Non-Executive Director)	Chairman	Member	Member
Ang Chye Kian (Independent Non-Executive Director)	Member	Member	Chairperson
Shu Ling Ling (Independent Non-Executive Director)	Member	Chairperson	Member

The TOR of the respective Board Committees are available on the Company's website at www.ecosciencegroup.com.

2.6 NC

The NC which comprises of three (3) Independent Non-Executive Directors is to support and advise the Board in fulfilling their responsibilities to shareholders in ensuring that the Board consists of the right group of people, with an appropriate mix of skills, knowledge, experience and independent elements that fit the Company's objectives and strategic goals.

The NC operates under a written TOR that outlines its authority and duties, including the selection and assessment of Directors. The TOR incorporates relevant practices recommended by the MCCG and is available on the Company's corporate website at www.ecosciencegroup.com.

During the FYE 2025, the following are the summary of activities undertaken by the NC:-

- Reviewed and assessed the performance of the ARMC, and the Board and the Board Committee as a whole.
- Reviewed and assessed the independence of the Independent Directors of the Company.
- Reviewed and assessed the performance of all Directors of the Company.
- Reviewed and recommended to the Board the re-election of Directors who were due for retirement at the AGM.
- Reviewed and considered the nomination of new Director of the Company.
- Reviewed and recommended to the Board for approval, the changes in the composition of the Committees.

2.7 Re-election and Re-appointment of Directors

In accordance with the AMLR of Bursa Securities and the Company's Constitution, one-third (1/3) of the Directors of the Company for the time being shall retire at the AGM of the Company provided always that all Directors shall retire from office at least once (1) in every three (3) years but shall be eligible for re-election at the AGM. Additionally, the Directors appointed to fill a casual vacancy or as an addition to the Board shall hold office only until the conclusion of the next AGM and shall be eligible for re-election.

CORPORATE GOVERNANCE OVERVIEW STATEMENT (CONT'D)

PRINCIPLE A – BOARD LEADERSHIP AND EFFECTIVENESS (CONT'D)

PART II – COMPOSITION OF THE BOARD (CONT'D)

2.7 Re-election and Re-appointment of Directors (Cont'd)

In assessing the candidates' eligibility for re-election, the NC considers their competencies, commitment, contribution, and performance based on their respective performance evaluation to the Board and their ability to act in the best interest of the Company.

The Board makes recommendations concerning the re-election, re-appointment and continuation in office of any Director for shareholders' approval at the AGM.

2.8 Annual Assessment of Effectiveness of the Board and Board Committees as a whole

The Board has, through the NC, undertaken a formal assessment to assess the effectiveness of the Board and Board Committees as a whole and the contribution of each individual Director, including the independence of the Independent Non-Executive Directors, referring to the guides available and the good corporate governance compliance.

In evaluating the performance of Non-Executive Directors, the assessment comprises amongst others, the attendance at Board or Committee meetings, adequate preparation for Board and/or Committee meetings, regular contribution to Board or Committee meetings, personal input to the role and other contributions to the Board or Committee as a whole.

Whilst, in evaluating the performance of Executive Directors, the assessment was carried out against diverse key performance indicators, amongst others, financial, strategic and sustainability, conformance and compliance, business acumen or increase shareholders' wealth, succession planning and personal input to the role.

2.9 Attendance of Board and Board Committees' Meetings

The Board meets at least once every quarter on a scheduled basis and additional meetings are to be convened as and when necessary by the Board. All the Directors fulfilled the requirements of the AMLR of Bursa Securities of having at least 50% of Board meetings held by the Company for the FYE 2025.

The attendance records of each Board member at the Board and Board Committees meeting held during the FYE 2025 as follows:-

Type of Meetings Name of Directors	Board of Directors	ARMC	NC	RC
	No. of Meetings Attended			
Dato' Tan Yee Boon	4/5	N/A	N/A	N/A
Wong Choi Ong	5/5	N/A	N/A	N/A
Thing Jin Suan	5/5	N/A	N/A	N/A
Law Sang Thiam	4/5	4/5	1/1	1/1
Ang Chye Kian	5/5	5/5	1/1	1/1
Andrea Huang Jia Mei ⁽¹⁾	3/3	3/3	1/1	1/1
Shu Ling Ling ⁽²⁾	2/2	2/2	N/A	N/A

Notes:

⁽¹⁾ Ms. Andrea Huang Jia Mei was retired as an Independent Non-Executive Director of the Company on 30 May 2025.

⁽²⁾ Ms. Shu Ling Ling was appointed as an Independent Non-Executive Director of the Company on 3 June 2025.

CORPORATE GOVERNANCE OVERVIEW STATEMENT (CONT'D)

PRINCIPLE A – BOARD LEADERSHIP AND EFFECTIVENESS (CONT'D)

PART II – COMPOSITION OF THE BOARD (CONT'D)

2.10 Directors' Training

The Directors are encouraged to attend continuous education programmes/seminars/conferences and shall as such receive further training from time to time to keep themselves abreast of the latest development in statutory laws, regulations and best practices, where appropriate, in line with the changing business environment and enhance their business acumen and professionalism in discharging their duties to the Group. Further, all Directors, including newly appointed Directors, are required to attend the Mandatory Accreditation Programme as prescribed by Bursa Securities from time to time.

Details of seminars/conferences/training programmes attended by the Board members during the FYE 2025 as listed below:

Name of Directors	Seminars/Conferences/Training Programmes Attended
Dato' Tan Yee Boon	<ul style="list-style-type: none"> ▪ Briefing on the Key Amendments to the ACE Market Listing Requirement of Bursa Malaysia Securities Berhad ▪ The Role of Independent Non-executive Directors in Corporate Governance by Hong Kong Securities and Investment Institute ▪ E-learning Course on Continuing disclosure obligations and trading halts by Hong Kong Stock Exchange ▪ Briefing on the Key Amendments to the ACE Market Listing Requirement of Bursa Malaysia Securities Berhad
Wong Choi Ong	<ul style="list-style-type: none"> ▪ Briefing on the Key Amendments to the ACE Market Listing Requirement of Bursa Malaysia Securities Berhad ▪ Mandatory Accreditation Programme Part II: Leading for Impact (LIP) ▪ Briefing on the Key Amendments to the ACE Market Listing Requirement of Bursa Malaysia Securities Berhad
Thing Jin Suan	<ul style="list-style-type: none"> ▪ Briefing on the Key Amendments to the ACE Market Listing Requirement of Bursa Malaysia Securities Berhad ▪ Mandatory Accreditation Programme Part II: Leading for Impact (LIP) ▪ Briefing on the Key Amendments to the ACE Market Listing Requirement of Bursa Malaysia Securities Berhad
Law Sang Thiam	<ul style="list-style-type: none"> ▪ Briefing on the Key Amendments to the ACE Market Listing Requirement of Bursa Malaysia Securities Berhad ▪ Latest Tax Implications on Digital Transactions in Malaysia ▪ Case Study – Based MFRS Webinar: MFRS Updates You Need to Know ▪ Navigating Stamp Duty Shift: Focus on Employment, Services & Rental Contracts ▪ Seminar Percukaian Kebangsaan 2025 (Belanjawan 2026) ▪ Accounting for Substantial Investment Interests and Business Combinations under MPERS - Updated for ED 80 MPERS and IFRS for SMEs 3rd Edition ▪ Practical Guide in Applying ISA540 Auditing Accounting Estimates and Related Disclosures to Recognise Revenue under MFRS 15 Revenue from Contracts with Customers ▪ 2026 Budget Seminar ▪ Briefing on the Key Amendments to the ACE Market Listing Requirement of Bursa Malaysia Securities Berhad
Ang Chye Kian	<ul style="list-style-type: none"> ▪ Briefing on the Key Amendments to the ACE Market Listing Requirement of Bursa Malaysia Securities Berhad ▪ Mandatory Accreditation Programme Part II: Leading for Impact (LIP) ▪ Briefing on the Key Amendments to the ACE Market Listing Requirement of Bursa Malaysia Securities Berhad
Shu Ling Ling (appointed on 3 June 2025)	<ul style="list-style-type: none"> ▪ Mandatory Accreditation Programme (MAP) ▪ Briefing on the Key Amendments to the ACE Market Listing Requirement of Bursa Malaysia Securities Berhad

CORPORATE GOVERNANCE OVERVIEW STATEMENT (CONT'D)

PRINCIPLE A – BOARD LEADERSHIP AND EFFECTIVENESS (CONT'D)

PART II – COMPOSITION OF THE BOARD (CONT'D)

2.10 Directors' Training (Cont'd)

The Board would continuously, evaluate and assess the training needs of each Director to keep them abreast with the state of the economy, technological advances, regulatory updates, management strategies and development in various aspects of the business environment to enhance the Board's skills and knowledge in discharging its responsibilities.

PART III – COMPOSITION OF THE BOARD

3.1 Remuneration Policy

The Board had through RC, established formal and transparent remuneration policy with set out the principles and guidelines for the Board and RC to determine the remuneration of Executive Directors, Non-Executive Directors and Senior Management of the Company which takes into account the demand complexities, performance and prospects of the Company as well as skills, experience required and performance.

The remuneration is reviewed by the RC on annual basis prior to making its recommendations to the Board for approval. In its review, the RC considers various factors including the Directors' fiduciary duties, time commitment and expertise expected from them and the Company's performance.

The Remuneration Policy is available on the Company's website at www.ecosciencegroup.com.

3.2 Remuneration of Directors

The details of the Directors' remuneration comprising remuneration and material benefits-in-kind received from the Company and the Group for the FYE 2025 are as follows:-

(a) The Company

Category	Salaries (RM)	Fees (RM)	Benefits-in-kind (RM)	*Other emoluments (RM)	Total (RM)
Executive Directors					
Wong Choi Ong	–	–	–	–	–
Thing Jin Suan	–	–	–	–	–
Non-Executive Directors					
Dato' Tan Yee Boon	–	66,000	–	4,000	70,000
Law Sang Thiam	–	39,600	–	4,000	43,600
Ang Chye Kian	–	39,600	–	5,000	44,600
Andrea Huang Jia Mei (retired on 30 May 2025)	–	15,000	–	3,000	18,000
Shu Ling Ling (appointed on 3 June 2025)	–	23,100	–	2,000	25,100

Note:

* Other emoluments comprise contributions to Employees Provident Fund, Social Security Organisation and Employment Insurance System, and allowances.

CORPORATE GOVERNANCE OVERVIEW STATEMENT (CONT'D)

PRINCIPLE A – BOARD LEADERSHIP AND EFFECTIVENESS (CONT'D)

PART III – COMPOSITION OF THE BOARD (CONT'D)

3.2 Remuneration of Directors

(b) The Group

Category	Salaries (RM)	Fees (RM)	Benefits-in-kind (RM)	*Other emoluments (RM)	Total (RM)
Executive Directors					
Wong Choi Ong	1,478,400	–	23,950	127,613	1,629,963
Thing Jin Suan	420,000	–	20,163	59,213	499,375
Non-Executive Directors					
Dato' Tan Yee Boon	–	66,000	–	4,000	70,000
Law Sang Thiam	–	39,600	–	4,000	43,600
Ang Chye Kian	–	39,600	–	5,000	44,600
Andrea Huang Jia Mei (retired on 30 May 2025)	–	15,000	–	3,000	18,000
Shu Ling Ling (appointed on 3 June 2025)	–	23,100	–	2,000	25,100

Note:

* Other emoluments comprise contributions to Employees Provident Fund, Social Security Organisation and Employment Insurance System, and allowances.

3.3 Remuneration of Senior Management

The details of the remuneration of the top four (4) Key Senior Management in each successive band of RM50,000 during the FYE 2025 are as follows:-

Range of Remuneration (RM)	Number of Employees
50,000 – 100,000	1
200,000 – 250,000	1
350,000 – 400,000	1
500,000 – 550,000	1

Due to the confidentiality and sensitivity of the remuneration packages of Key Senior Management as well as security concerns, the Board opts not to disclose the Key Senior Management's remuneration components on a named basis in the bands of RM50,000.

The Board is of the view that the disclosure of the remuneration of Key Senior Management on a named basis would be not in the best interest of the Company given the competitive human resources environment that may give rise to recruitment and talent retention issues. The Board is of the opinion that the disclosure of Key Senior Management's aggregated remuneration on an unnamed basis in the bands of RM50,000 is adequate.



CORPORATE GOVERNANCE OVERVIEW STATEMENT (CONT'D)

PRINCIPLE B – EFFECTIVE AUDIT AND RISK MANAGEMENT

PART I – ARMC

4.1 Effective and Independent ARMC

The ARMC is responsible for overseeing the Group's corporate accounting, financial reporting practices, system of risk management and internal control, the audit process and the process of monitoring compliance with laws and regulations.

The ARMC is chaired by Mr. Law Sang Thiam, an Independent Non-Executive Director who is distinct from the Chairman of the Board. All the members of the ARMC are financial literate, whilst the Chairman of the ARMC is a member of the Malaysian Institute of Accountants.

The ARMC comprises three (3) members. The composition of the ARMC complies with Rules 15.09 and 15.10 of the AMLR of Bursa Securities and the recommendation of MCCG whereby all three (3) ARMC members are Independent Non-Executive Directors. None of the Independent Non-Executive Directors has appointed alternate directors.

None of the members of the ARMC were former key audit partners and to uphold utmost independence, the Board has no intention to appoint any former key audit partner as member of the ARMC.

The members of the ARMC possess the necessary skills and knowledge to fulfil their responsibilities as outlined in the ARMC's TOR, including expertise in financial reporting. They are committed to continuous education to stay current with accounting and auditing standards, practices, and regulations, ensuring their active and informed participation in deliberations.

4.2 External Auditors

The Board maintains a transparent and professional relationship with the Group's External Auditors through the ARMC. In determining the independence of the external auditors, the ARMC reviewed and assessed all aspects of their relationships with them including the processes, policies and safeguards adopted by the Group and the External Auditors relating to audit independence. The ARMC also reviewed and assessed the external auditor's performance and independence.

The ARMC meets the External Auditors to review the scope and adequacy of the audit process, updates on the financial reporting standards, the financial statements and their audit findings.

In addition, the External Auditors are invited to attend the Company's AGM so that they are available to answer any questions from shareholders on the conduct of the statutory audit and the contents of the Annual Audited Financial Statements.

PART II – RISK MANAGEMENT AND INTERNAL CONTROL FRAMEWORK

5.1 Risk Management and Internal Control Framework

The Board is entrusted with the overall responsibility of continually maintaining a sound system of risk management and internal controls, which covers not only financial controls but also operational and compliance controls as well as risk management, and the need to review its effectiveness regularly in order to safeguard stakeholders' interest and the Group's assets. The internal control system is designed to assess current and emerging risks and respond appropriately to the risks encountered.

As an effort to enhance the system of risk management and internal controls, the Board together with the assistance of an external professional Internal Audit firm adopted on-going monitoring and review of the existing risk management process in place within the various business operations, with the aim of formalising the risk management functions across the Group. This function also acts as a source to assist the ARMC and the Board to strengthen and improve current management and operating style in pursuit of best practices.



CORPORATE GOVERNANCE OVERVIEW STATEMENT (CONT'D)

PRINCIPLE B – EFFECTIVE AUDIT AND RISK MANAGEMENT (CONT'D)

PART II – RISK MANAGEMENT AND INTERNAL CONTROL FRAMEWORK (CONT'D)

5.1 Risk Management and Internal Control Framework (Cont'd)

As an ongoing process, significant business risks faced by the Group are identified and evaluated, and consideration is given to the potential impact in achieving the business objectives. This includes examining principal business risks in critical areas, assessing the likelihood of material exposures and identifying the measures taken to mitigate, avoid or eliminate these risks. This process is regularly reviewed and is in accordance with the Statement on Risk Management and Internal Control: Guidance for Directors of Public Listed Companies.

The Statement on Risk Management and Internal Control of the Group is set out in the Annual Report which provides an overview of the state of risk management and internal controls within the Group.

5.2 Internal Audit Function

The internal audit function of the Group is outsourced to GovernanceAdvisory.com Sdn. Bhd. (“GA”), an independent professional consulting company, which is independent of the activities and operations of the Group as its Internal Control Consultant to review the adequacy and sufficiency of systems, procedures and controls of the Group.

The ARMC had obtained assurance from GA confirming that they are, and have been, independent throughout the conduct of the internal audit engagement in accordance with the terms of all relevant professional and regulatory requirements.

The internal audit functions and activities carried out during the FYE 2025 are as disclosed in the ARMC Statement in this Annual Report.

PRINCIPLE C – INTEGRITY IN CORPORATE REPORTING AND MEANINGFUL RELATIONSHIP WITH STAKEHOLDERS

PART I – COMMUNICATION WITH STAKEHOLDERS

6.1 Continuous Communication with Stakeholders

The Board recognises the need for stakeholders and the wider investment community to ensure that they are kept informed of all material business matters affecting the Group. This is done through the timely dissemination of information on the Group’s performance and major developments which are communicated via the following channels:-

- (a) Annual Reports on the Company’s and Bursa Securities’ websites;
- (b) Annual General Meetings and/or Extraordinary General Meetings;
- (c) Disclosures and announcements, including quarterly financial results; and
- (d) Press releases (if any).

The Board is committed to maintaining transparent and timely communication with investors and the public. It strictly adheres to Bursa Securities’ disclosure framework, ensuring that all information shared is accurate, complete, and provided promptly. The Board also ensures that material information is announced without delay and that confidential information is properly managed by authorised personnel to prevent any leakage or misuse.

To further support transparency, the Company’s corporate website at www.ecosciencegroup.com serves as a central platform for shareholders and the public to access key corporate information, including the Board Charter, relevant policies, announcements, news, and events.



CORPORATE GOVERNANCE OVERVIEW STATEMENT (CONT'D)

PRINCIPLE C – INTEGRITY IN CORPORATE REPORTING AND MEANINGFUL RELATIONSHIP WITH STAKEHOLDERS (CONT'D)

PART II – CONDUCT OF GENERAL MEETING

7.1 Conduct of General Meetings

General meetings serve as an invaluable platform for shareholders to engage with the Board and Key Senior Management in productive dialogue and provide constructive feedback that contributes to the overall betterment of the Group. The Board will ensure that each item of special business included in the notices of the meeting is accompanied by a full explanation of that resolution and its effects to facilitate its understanding and evaluation.

In line with Practice 13.1 of MCCG, the notice convening the Fourth ("4th") AGM was issued to shareholders at least twenty-eight (28) days before the 4th AGM, to allow shareholders to have additional time to go through the Annual Report and make the necessary attendance and voting arrangements. The notice of AGM, which sets out the business to be transacted at the AGM, was also published in the major local newspaper.

In line with Rule 8.31A of the AMLR of Bursa Securities, all resolutions set out in the Notice of 4th AGM were put to vote by poll and the votes cast were validated by an independent scrutineer appointed by the Company. The outcome of all the resolutions proposed at the general meetings is announced to Bursa Securities on the same meeting days.

At the AGM, the shareholders are encouraged to participate in discussing the resolutions proposed or future developments of the Group's operations in general. The Board, the Management team and the Company's External Auditors are present to answer the questions raised and provide clarification as requested by the shareholders.

7.2 Engagement of the Board with Shareholders

All Directors had attended the 4th AGM held on 30 May 2025 and were accountable to the shareholders for their stewardship of the Company, save for Dato' Tan Yee Boon and Mr. Law Sang Thiam, who were absent for the 4th AGM due to an urgent engagement with the authorities and health reasons.

The MD, Executive Director and Board Committees members were available to respond to shareholders' queries concerning the Company and the Group in the 4th AGM. The External Auditors were also invited to attend the 4th AGM and assist the Board in addressing relevant queries made by the shareholders.

From the Company's perspective, the AGM serves as a forum for Directors to engage with the shareholders personally to understand their needs and seek their feedback. The Board welcomes questions and feedback from the shareholders during and at the end of shareholders' meetings and ensures their queries are responded to properly and systematically.

The Board had ensured that a reasonable time is provided to the shareholders for discussion at the 4th AGM before each resolution is proposed. The summary of the key matters discussed at the 4th AGM was published on the Company's website at www.ecosciencegroup.com for the shareholders' information.

STATEMENT BY THE BOARD ON CG STATEMENT

The Board has deliberated, reviewed and approved this CG Statement. The Board considers and is satisfied that to the best of its knowledge, the Company has fulfilled its obligations under the MCCG, the relevant chapters of the Listing Requirements of Bursa Securities on corporate governance and all applicable laws and regulations throughout the FYE 2025, except for the departures set out in the CG Report.

The Board shall continue to strive for high standards of corporate governance throughout the Group, and the highest level of integrity and ethical standards in all of its business dealings.

This Corporate Governance Statement was approved by the Board on 16 April 2026.

AUDIT AND RISK MANAGEMENT COMMITTEE REPORT

INTRODUCTION

Pursuant to Rule 15.15 of the ACE Market Listing Requirements (“AMLR”) of Bursa Malaysia Securities Berhad (“Bursa Securities”), the Board of Directors (“the Board”) of Ecoscience International Berhad (“EIB” or “the Company”) is pleased to present the Audit and Risk Management Committee Report which lays out the activities held for the financial year ended 31 December 2025 (“FYE 2025”).

OBJECTIVES

The Audit and Risk Management Committee (“ARMC” or “the Committee”) was established with the primary objective of assisting the Board in fulfilling its statutory and fiduciary responsibilities in relation to the corporate governance, financial reporting process, internal controls systems and risk management of the Company and its subsidiaries (collectively “the Group”).

COMPOSITION OF THE ARMC

The ARMC comprises the following members, all of whom are Independent Non-Executive Directors of the Company:-

ARMC Members	Designation and Directorship
Law Sang Thiam	Chairman, Independent Non-Executive Director
Ang Chye Kian	Member, Independent Non-Executive Director
Shu Ling Ling (Appointed on 3 June 2025)	Member, Independent Non-Executive Director

The Company has complied with Rule 15.09 of the AMLR of Bursa Securities as well as Practice 9.1 and Practice 9.4 under Principle B of the Malaysian Code on Corporate Governance as the ARMC members fulfil the requirements as prescribed.

The Chairman of the ARMC, Mr. Law Sang Thiam is a member of the Malaysian Institute of Accountants (MIA) since 2003 and Malaysian Institute of Certified Public Accountants since 2004. In this respect, the composition of ARMC complies with Rule 15.09(1)(c)(i) of the AMLR of Bursa Securities.

MEETINGS AND ATTENDANCE

During the FYE 2025, the ARMC convened a total of five (5) meetings. The details of attendance of each member at the ARMC meetings were as follows:

ARMC Members	No. of meeting attended
Law Sang Thiam	4/5
Ang Chye Kian	5/5
Shu Ling Ling	2/2

Selected Key Senior Management were invited to attend the ARMC meetings to facilitate direct communications and to provide clarification on the financial reports. Minutes of each meeting were recorded and tabled for confirmation at the next ARMC meeting and subsequently presented to the Board for notation.

The presence of External Auditors and/or Internal Auditors at the ARMC meetings can be requested if required by the ARMC. Other members of the Board and officers of the Group may attend the meetings (specific to the relevant meeting and to the matters being discussed) upon invitation of the ARMC.



AUDIT AND RISK MANAGEMENT COMMITTEE REPORT (CONT'D)

TERMS OF REFERENCE

The ARMC is guided by its Terms of Reference, which is available on the Company's website at www.ecosciencegroup.com. The Terms of Reference shall be assessed, reviewed and updated when necessary.

SUMMARY OF WORKS OF THE ARMC FOR THE FYE 2025

The summary of the works undertaken by the ARMC during FYE 2025, amongst others, included the following:

Financial Performance and Reporting

- Reviewed the quarterly unaudited financial reports and annual audited financial statements of the Group including the announcements pertaining thereto, before recommending to the Board for their approval and release of the Group's results to Bursa Securities.
- Reviewed the related party transactions and/or recurrent related party transactions that transpired during the year under review to ensure that the transactions entered into were on arm's length basis and on normal commercial terms.
- Reviewed the conflict of interest ("COI") questionnaires submitted by the Directors and key senior management of the Group. Based on this review, no significant COI were identified that would necessitate further examination and implementation of specific mitigation measures.
- Reviewed the Corporate Governance Overview Statement, ARMC Report, Statement on Risk Management and Internal Control, Additional Compliance Information and Sustainability Statement to ensure adherence to legal and regulatory reporting requirements before recommending to the Board for approval for inclusion in the Annual Report.
- Reviewed the Corporate Governance Report before recommending it to the Board for approval.
- Reviewed the appointment of Risk Register and received the Risk Management Framework prepared by the Risk Register.
- Reviewed the appointment of new finance manager.

External Audit

- Reviewed the External Auditors' Audit Review Memorandum in respect of the financial statements of the Group for the financial year ended 31 December 2024.
- Reviewed and recommended the appointment of TGS TW PLT as the new external auditors and their audit fees to the Board for consideration based on the competency, efficiency and transparency as demonstrated by the external auditors during their audit.
- Evaluated the performance of External Auditors of the Company.
- Reviewed and received the Audit Planning Memorandum from External Auditors in respect of the FYE 31 December 2025.

AUDIT AND RISK MANAGEMENT COMMITTEE REPORT (CONT'D)

SUMMARY OF WORKS OF THE ARMC FOR THE FYE 2025 (CONT'D)

Internal Audit

- Reviewed with the Internal Auditors, the internal audit plan, work done and reports, for the internal audit function and considered the findings of internal audit reviews and management responses thereon, and ensure that appropriate actions were taken in addressing the issues reported by the Internal Auditors.
- Evaluated the performance of Internal Auditors of the Company.

INTERNAL AUDIT FUNCTION

The Board acknowledges the need for an effective system of internal control covering all aspects of the Group's activities including the mapping and management of risks which the Group may be exposed to.

The Group has engaged an independent internal audit service provider, namely GovernanceAdvisory.com ("GA") to provide internal audit function to the Group. This is to assist the ARMC in discharging its duties and responsibilities in carrying out regular reviews on the effectiveness of the internal control system and risk management framework.

During FYE 2025, the ARMC reviewed the following internal audit reports:-

Audit period	Reporting month	Name of entity audited	Audited areas
1 December 2024 to 28 February 2025	May 2025	Ecoscience Manufacturing & Engineering Sdn. Bhd.	Project Management

The principal role of the internal audit function is to undertake independent and periodic review of the system of internal control and risk management so as to provide a reasonable assurance to the ARMC that such system continues to operate satisfactorily and effectively.

GA adopts a risk-based approach in planning the internal audit review, based on the International Professional Practices Framework (IPPF), the Code of Ethics and the International Standards for the Professional Practice of Internal Auditing issued by the Institute of Internal Auditors.

The total fee incurred in respect of the internal audit function of the Group for FYE 2025 was RM16,500 per scope of work.

The ARMC is satisfied that the independence of the internal audit function has been maintained as adequate safeguards are in place. GA has performed its audit assignment with impartiality, proficiency and due professional care.

EVALUATION OF ARMC

The Board, through the Nomination Committee, has evaluated the performance of the ARMC and its members. Based on the assessment conducted for FYE 2025, the ARMC and its members are found to have effectively discharged their duties and responsibilities in accordance with the ARMC's Terms of Reference.

This report was approved by the ARMC on 16 April 2026.

STATEMENT ON RISK MANAGEMENT AND INTERNAL CONTROL

INTRODUCTION

The Board of Directors of Ecoscience International Berhad (“Board”) is pleased to present this Statement on Risk Management and Internal Control (“Statement”) of Ecoscience International Berhad and its subsidiaries (collectively the “Group”) prepared in accordance to Rule 15.26(b) of the ACE Market Listing Requirements (“AMLR”) of Bursa Malaysia Securities Berhad (“Bursa Securities”), Statement on Risk Management and Internal Control (“SORMIC”): Guidelines for Directors of Listed Companies (“SORMIC Guide 2025”) and the Malaysian Code on Corporate Governance.

BOARD RESPONSIBILITIES

The Board acknowledges its responsibility and re-affirms its commitment to maintaining sound systems of risk management and internal control to promote good corporate governance, safeguard stakeholders’ interest and the Group’s assets as well as to review the adequacy and effectiveness of these systems.

The Board has delegated the review of the adequacy, effectiveness and integrity of the risk management and internal control systems to the Audit and Risk Management Committee (“ARMC”), which keeps the Board informed of any significant issues arising from the risk management and internal control systems of the Group that has brought to the attention of the ARMC by the Management, the Internal Auditors and the External Auditors.

Due to the inherent limitations in any system of risk management and internal control, the Board recognises that such systems are designed to manage rather than to eliminate all the risks that may hinder the Group from achieving its business objectives. As such, the systems could only provide reasonable but not absolute assurance against the risks of material misstatement of financial information, financial losses and fraud or breaches of laws or regulations. The Board remains responsible for the governance of risk and all the actions of the ARMC with regard to the execution of delegated oversight responsibilities.

RISK MANAGEMENT

Risk management is an integral part of our Group’s business operations and this process goes through a review process by the Board. This is to ensure that all high risks are adequately addressed at various levels within the Group.

The Group has in place a risk management framework as an ongoing process for identifying, analysing, managing and monitoring risks faced by the Group. The risk management process includes identifying significant risks and assessing the likelihood of occurrence, impact and severity of each risk identified. Appropriate mitigating, reporting and monitoring measures are proposed to manage the risks. Managing Director, Executive Director and Heads of Departments are delegated with the responsibility to manage identified risks within defined parameters and standards.

The duties and responsibilities of the ARMC in relation to risk management are as follows:

- (i) To review and recommend risk management strategies, policies and risk tolerance levels for the Board’s approval.
- (ii) To review and assess the adequacy and effectiveness of risk management and internal control policies and framework in identifying, measuring, monitoring and, controlling risks and the extent to which these are operating effectively.
- (iii) To ensure infrastructure, resources and systems are in place for risk management, i.e. ensure that the staff responsible for implementing risk management systems perform those duties independently of the risk-originating activities of the Company and of the Group (where applicable).
- (iv) To review periodic risk management and business exposures reports from the respective business units of the Company and of the Group (where applicable) on risk exposures, risk portfolio compositions and risk management activities.
- (v) To review and recommend new policies or changes to policies, and to consider their risk implications.
- (vi) To note and adopt the respective Board minutes (or any other forms of documents that highlight the risk exposures and activities) of companies in the Group with respect to risk management activities carried out at that level.
- (vii) To review disclosures statements relating to management of sustainability, risk management and internal control in the annual report.
- (viii) To carry out other responsibilities, functions or assignments as may be defined by the Board from time to time.

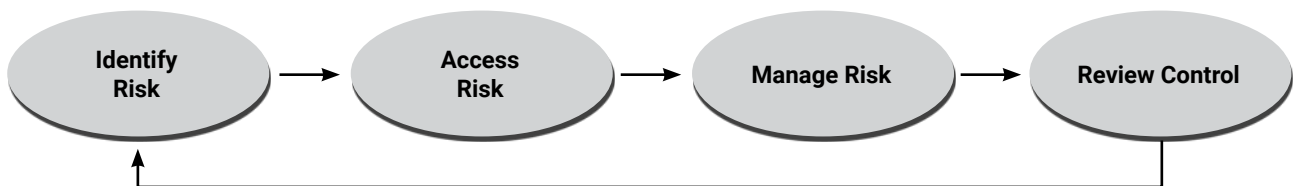
STATEMENT ON RISK MANAGEMENT AND INTERNAL CONTROL (CONT'D)

RISK MANAGEMENT (CONT'D)

Management meetings and/or discussions will be held regularly to ensure that the risks faced by the Group are monitored and the existing mitigating actions are adequate. During these meetings, the key risks and corresponding controls implemented will be deliberated, reviewed, communicated and agreed upon.

The application of the risk management process is based on the general principles of an internationally recognised risk management framework. Based on the key risks identified, measures and actions are identified and implemented to minimise the possibility and impact of these risks.

The Risk Management process adopted by the Company is as follows:



The Head of Departments have identified potential risks which are pertinent to the Group. These risks and its mitigating factors can be summarised as follows:

Risk	Mitigating factors
Dependent on our ability to continuously secure new projects	<ul style="list-style-type: none"> We will continue to tender for new projects. We will continue to promote our business. Participate in tendering of projects related to renewable energy, such as businesses related to the production of biofuel from palm oil waste.
We are subject to risks associated with Gabon	<ul style="list-style-type: none"> We reduce our risk exposure by sub-contracting the local portion of the work to contractors who are registered in Gabon. We maintain bank accounts in EUR, which provide a natural hedge against foreign exchange fluctuations to mitigate the foreign exchange risk. We closely monitor our project executions in Gabon to ensure compliance with the necessary laws, rules, and other requirements of conducting business in Gabon.
We are exposed to the risks of project delays as well as contract termination or suspension	<ul style="list-style-type: none"> It is within our practice to request for an extension of time supported by reason with the respective customer.
It is within our practice to apply for a timeline extension with the respective customer	<ul style="list-style-type: none"> We will lock in the price for all of the steel products and pipes with suppliers for a period of time while we bid for a contract.
Cyber Risk	<ul style="list-style-type: none"> Increase the size of the local server. We ensure the outsourced IT service providers are competent to safeguard and protect all information and documents at all times. We implement tight security measures, including passwords, firewalls and anti-virus software. We educate employee on anti-phishing safety tips on electronic mail transmissions.
Bribery and Corruption	<ul style="list-style-type: none"> We ensure continuous awareness of the Anti-Bribery and Corruption Policy, the Company has posted the said Policy on the Company's website for easy access by employees and business associates.

STATEMENT ON RISK MANAGEMENT AND INTERNAL CONTROL (CONT'D)

RISK MANAGEMENT (CONT'D)

The Head of Departments have identified potential risks which are pertinent to the Group. These risks and its mitigating factors can be summarised as follows: (Cont'd)

Risk	Mitigating factors
Currency exchange fluctuations	<ul style="list-style-type: none"> To hedge the currency when necessary. We pay foreign subcontractor or supplier with same currency.
Talent retention and sustainability	<ul style="list-style-type: none"> Implement diversity in hiring and promotion. Provide training and development to the employee. Employee recognition and rewards.
Health and safety	<ul style="list-style-type: none"> Safety training. Joint management-worker health and safety meeting to identify, assess and reduce the risk level.
Regulatory and Compliance Risk	<ul style="list-style-type: none"> To keep abreast of new developments on AMLR and other regulatory requirements as set by the relevant statutory bodies and regulators.

INTERNAL CONTROL SYSTEM

The Group has incorporated various key elements into its system of internal control, among which includes:

Limits of Authority

A documented delegation of authority that sets out decisions that need to be taken and the appropriate levels of management involved including matters that require the Board's approval.

Policies and Procedures

Documented internal policies and procedures are in place to ensure compliance with internal controls and the relevant rules and regulations. These are reviewed regularly to ensure that the gaps in controls are addressed and where required, revised to meet the business condition.

Code of Conduct

A Code of Conduct policy practices strict commitment to high standards of legal compliance as well as business ethics and expects all employees to adhere to these standards.

Whistle Blowing Policy

A Whistle Blowing Policy is established to provide an avenue for employees and other stakeholders to report any breach or suspected breach of any law or regulation in a safe and confidential manner.

Anti-Bribery and Corruption Policy

An Anti-Bribery Management and Corruption Policy is established to call for commitment from all stakeholders to uphold the highest standards of ethical conduct, integrity and accountability in our business activities and operations.





STATEMENT ON RISK MANAGEMENT AND INTERNAL CONTROL (CONT'D)

INTERNAL CONTROL SYSTEM (CONT'D)

Internal Audit Function

The Group has outsourced its internal audit function to an independent internal audit service provider, Messrs. GovernanceAdvisory.com Sdn. Bhd., who reports directly to the ARMC on a regular basis. Their primary responsibility is to provide independent assessments of the adequacy, efficiency and effectiveness of the Group's risk management and internal control system. The management is responsible for ensuring that corrective actions are taken to address reported weaknesses and the internal auditor will subsequently perform follow-up reviews to ensure that the identified areas have been rectified for control improvement.

The outsourced internal auditor is free from any relationship or conflict of interest which could impair their objectivity and independence. The outsourced internal auditor possesses relevant experience, knowledge, competency and authority to discharge its functions effectively, obtained sufficient resources and has unrestricted access to employees and information for the internal audit activity.

One (1) internal audit review was conducted in respect of the scope on project management for the FYE 2025.

The Board has reviewed the adequacy and effectiveness of the Group's risk management activities and internal control framework and ensured that necessary actions have been or are being taken to rectify identified weaknesses. The Board concludes that continual improvement on the effective systems of risk management and internal control is in place to safeguard the stakeholders' interest and the Group's assets.

Based on the internal audit review conducted, none of the weaknesses noted has resulted in any material losses, contingencies, or uncertainties that would require separate disclosure in this Annual Report 2025.

ASSURANCE

The Board has received assurances from the Managing Director, Executive Director and Head of Finance that the Group's risk management and internal control systems are operating adequately and effectively in all material aspects during FYE 2025. There are no significant areas of concern that may affect the financial, operational and compliance controls.

REVIEW OF STATEMENT ON RISK MANAGEMENT AND INTERNAL CONTROL BY EXTERNAL AUDITORS

Pursuant to Rule 15.23 of the AMLR, the External Auditors have reviewed this Statement for inclusion in this Annual Report 2025. Their limited assurance review is guided by the Audit and Assurance Practice Guide 3 ("AAPG3") issued by the Malaysian Institute of Accountants. Based on their review, the External Auditors have reported to the Board that nothing has come to their attention that causes them to believe that the Statement is not prepared, in all material aspects, in accordance with the disclosures required by Paragraphs 41 and 42 of the SORMIC Guide 2025, nor is the SORMIC factually inaccurate.

AAPG3 does not require the External Auditors to consider whether the Statement covers all risks and controls, or to form an opinion on the adequacy and effectiveness of the Group's risk management and internal control systems including the assessment and opinion by the Board of Directors and management thereon. The External Auditors are also not required to consider whether the processes described to deal with material internal control aspects of any significant problems disclosed in the annual report will, in fact, remedy the problems.

CONCLUSION

The Board is of the view that the Group's risk management and internal control systems in place for FYE 2025, and up to the date of approval of this Statement, is adequate and effective to safeguard the stakeholders' interest and the Group's assets.

This Statement was approved by the Board on 16 April 2026.



DIRECTORS' RESPONSIBILITY STATEMENT

STATEMENT OF DIRECTORS' RESPONSIBILITY IN RELATION TO THE FINANCIAL STATEMENTS

The Directors are required under Rule 15.26(a) of the ACE Market Listing Requirements of Bursa Malaysia Securities Berhad to issue a statement on its responsibility in the preparation of the annual audited financial statements.

The Directors are responsible for ensuring that the financial statements are properly drawn up in accordance with Malaysian Financial Reporting Standards, International Financial Reporting Standards and the requirements of the Companies Act 2016 in Malaysia so as to give a true and fair view of the financial position of the Group and of the Company as at 31 December 2025 and of the financial performance and cash flows for the financial year ended on that date.

During the preparation of the financial statements for the financial year ended 31 December 2025, the Directors have:

- (i) applied the appropriate and relevant accounting policies consistently and in accordance with applicable approved accounting standards;
- (ii) made judgements and estimates that are reasonable and prudent; and
- (iii) applied the going concern basis for the preparation of the financial statements.

The Directors also have a general responsibility to keep accounting records which disclose the financial position of the Group and of the Company with reasonable accuracy to ensure compliance with the Companies Act 2016 as well as to take responsible steps to safeguard the assets of the Group and of the Company to prevent and to detect fraud and other irregularities.

The above statement is made in accordance with a resolution of Board of Directors dated 16 April 2026.

FINANCIAL STATEMENTS

SECTION

06

**FINANCIAL
STATEMENTS**

p.71	Directors' Report
p.76	Statement by Directors
p.76	Statutory Declaration
p.77	Independent Auditors' Report
p.81	Statements of Financial Position
p.83	Statements of Profit or Loss and Other Comprehensive Income
p.84	Statements of Changes in Equity
p.85	Statements of Cash Flows
p.88	Notes to the Financial Statements

DIRECTORS' REPORT

The Directors have pleasure in submitting their report together with the audited financial statements of the Group and of the Company for the financial year ended 31 December 2025.

PRINCIPAL ACTIVITIES

The principal activity of the Company is engaged in the investment holding. The principal activities of its subsidiary companies are disclosed in Note 5 to the financial statements.

There have been no significant changes in the nature of these activities of the Group and of the Company during the financial year.

FINANCIAL RESULTS

	Group RM	Company RM
Profit for the financial year, attributable to owners of the Company	1,342,567	3,952,854

RESERVES AND PROVISIONS

There were no material transfers to or from reserves or provisions during the financial year other than as disclosed in the financial statements.

DIVIDENDS

There was no dividend proposed, declared or paid by the Company since the end of the previous financial year. The Board of Directors does not recommend any final dividend in respect of the current financial year.

ISSUE OF SHARES AND DEBENTURES

There was no issuance of shares or debentures during the financial year.

WARRANTS 2023/2026

Warrants	Exercise price per ordinary	Expiry date	Number of warrants outstanding as at 31.12.2025
Warrants 2023/ 2026	RM0.41	20 December 2026	186,999,999

Warrants 2023/2026 were issued on 21 December 2023 pursuant to the bonus issue of 186,999,999 free warrant in the Company on the basis of one free warrant for every two existing ordinary shares in the Company. The warrants entitle the holders to subscribe for new ordinary shares in the Company on the basis of one new ordinary shares for every warrant held at an exercise price of RM0.41 per ordinary share within 3 years from the date of the issue of the warrants. The exercise price of the warrants is subject to adjustment years from time to time accordance with the conditions stipulated in the Deed Poll created on 29 November 2023.

DIRECTORS' REPORT (CONT'D)

OPTIONS GRANTED OVER UNISSUED SHARES

No options were granted to any person to take up unissued shares of the Company during the financial year.

DIRECTORS

The Directors in office during the financial year until the date of this report are:

Wong Choi Ong *
 Thing Jin Suan *
 Ang Chye Kian
 Dato' Tan Yee Boon
 Law Sang Thiam
 Shu Ling Ling (Appointed on 3.6.2025)
 Andrea Huong Jia Mei (Resigned on 30.5.2025)

* Director of the Company and its subsidiary companies

The Directors who held office in the subsidiary companies (excluding Directors who are also Directors of the Company) during the financial year up to the date of this report:

Pan Ching Looi
 Mugen Lensrich
 Chang Keong Hong (Appointed on 9.3.2026)
 Ding Rui Zhen, Claire (Resigned on 9.3.2026)
 Pan Kum Wan (Resigned on 6.2.2025)

The information required to be disclosed pursuant to Section 253 of the Companies Act 2016 in Malaysia is deemed incorporated herein by such reference to the financial statements of the respective subsidiary companies and made a part hereof.

DIRECTORS' INTERESTS IN SHARES

The interests and deemed interests in the shares of the Company and of its related corporations (other than wholly owned subsidiary companies) of those who were Directors at financial year end (including their spouses or children) according to the Register of Directors' Shareholdings are as follows:

	Number of ordinary shares			At 31.12.2025
	At 1.1.2025	Bought	Sold	
Interests in the Company				
Direct Interests				
Wong Choi Ong	13,928,000	5,716,100	–	19,644,100
Ang Chye Kian	100,000	–	–	100,000
Dato' Tan Yee Boon	200,000	–	–	200,000
Law Sang Thiam	200,000	–	–	200,000
Thing Jin Suan	820,000	–	–	820,000
Indirect Interests				
Wong Choi Ong #	153,117,000	–	–	153,117,000



DIRECTORS' REPORT (CONT'D)

DIRECTORS' INTERESTS IN SHARES (CONT'D)

	At	Number of Warrants		At
	1.1.2025	Bought	Sold	31.12.2025
Interests in the Company				
Direct Interests				
Wong Choi Ong	6,964,000	2,750,000	–	9,714,000
Ang Chye Kian	7,100	–	–	7,100
Dato' Tan Yee Boon	100,000	–	–	100,000
Law Sang Thiam	100,000	–	–	100,000
Thing Jin Suan	410,000	–	–	410,000
Indirect Interests				
Wong Choi Ong #	76,558,500	–	–	76,558,500

Deemed interest pursuant to Section 8 of the Companies Act 2016 in Malaysia by virtue of his substantial shareholding in Rajawali Wang Sdn. Bhd. through Caiwan Capital Sdn. Bhd. and Visionary Support Sdn. Bhd. and interested through children's shareholding in the Company.

Other than as disclosed above, none of the other Directors in office at the end of the financial year have any interest in shares in the Company or its related corporations during the financial year.

DIRECTORS' BENEFITS

Since the end of the previous financial year, no Director of the Company has received or become entitled to receive a benefit (other than a benefit included in the aggregate amount of remuneration received or due and receivable by Directors as shown below) by reason of a contract made by the Company or a related corporation with the Director or with a firm of which the Director is a member, or with a company in which the Director has a substantial financial interest.

The details of the Directors' remuneration for the financial year ended 31 December 2025 are as below:

	Group RM	Company RM
Fee	183,300	183,300
Salaries and other emoluments	1,979,323	19,500
Social security contributions	2,409	–
Defined contribution plans	177,520	–
Estimated money value of benefits-in-kind	44,113	–
	2,386,665	202,800

Neither during nor at the end of the financial year, was the Company a party to any arrangement whose object was to enable the Directors to acquire benefits by means of the acquisition of shares in, or debentures of, the Company or any other body corporate.

INDEMNITY AND INSURANCE COSTS

There was no indemnity given to or insurance effected for any Directors, officers and auditors of the Company in accordance with Section 289 of the Companies Act 2016 in Malaysia.

DIRECTORS' REPORT (CONT'D)

OTHER STATUTORY INFORMATION

- (a) Before the financial statements of the Group and of the Company were prepared, the Directors took reasonable steps:
- (i) to ascertain that action had been taken in relation to the writing off of bad debts and the making of allowance for doubtful debts and satisfied themselves that adequate allowance had been made for doubtful debts and there were no bad debts to be written off; and
 - (ii) to ensure that any current assets which were unlikely to be realised in the ordinary course of business including the value of current assets as shown in the accounting records of the Group and of the Company have been written down to an amount which the current assets might be expected so to realise.
- (b) At the date of this report, the Directors are not aware of any circumstances:
- (i) which would render it necessary to write off any bad debts or the amount of the allowance for doubtful debts in the financial statements of the Group and of the Company inadequate to any substantial extent; or
 - (ii) which would render the values attributed to current assets in the financial statements of the Group and of the Company misleading; or
 - (iii) not otherwise dealt with in this report or the financial statements of the Group and of the Company which would render any amount stated in the financial statements misleading; or
 - (iv) which have arisen which would render adherence to the existing method of valuation of assets or liabilities of the Group and of the Company misleading or inappropriate.
- (c) At the date of this report, there does not exist:
- (i) any charge on the assets of the Group and of the Company which has arisen since the end of the financial year which secures the liabilities of any other person; or
 - (ii) any contingent liability of the Group or of the Company which has arisen since the end of the financial year.
- (d) In the opinion of the Directors:
- (i) no contingent liability or other liability has become enforceable or is likely to become enforceable within the period of twelve months after the end of the financial year which will or may affect the ability of the Group and of the Company to meet its obligations as and when they fall due;
 - (ii) the results of the operations of the Group and of the Company during the financial year were not substantially affected by any item, transaction or event of a material and unusual nature; and
 - (iii) there has not arisen in the interval between the end of the financial year and the date of this report any item, transaction or event of a material and unusual nature likely to affect substantially the results of the operations of the Group and of the Company for the financial year in which this report is made.



DIRECTORS' REPORT (CONT'D)

SUBSIDIARY COMPANIES

The details of the subsidiary companies are disclosed in Note 5 to the financial statements.

AUDITORS

The Auditors, Messrs. TGS TW PLT (202106000004 (LLP0026851-LCA) & AF002345), have expressed their willingness to continue in office.

Auditors' remuneration of the Group and of the Company as disclosed in Note 25 to the financial statements are RM230,761 and RM90,000 respectively.

Signed on behalf of the Board of Directors in accordance with a resolution of the Directors dated 16 April 2026.

.....
WONG CHOI ONG

.....
THING JIN SUAN

JOHOR BAHRU

STATEMENT BY DIRECTORS

PURSUANT TO SECTION 251(2) OF THE COMPANIES ACT 2016

We, the undersigned, being two of the Directors of the Company, do hereby state that, in the opinion of the Directors, the financial statements set out on pages 81 to 148 are drawn up in accordance with Malaysian Financial Reporting Standards, International Financial Reporting Standards and the requirements of the Companies Act 2016 in Malaysia so as to give a true and fair view of the financial position of the Group and of the Company as at 31 December 2025 and of their financial performance and cash flows for the financial year then ended.

Signed on behalf of the Board of Directors in accordance with a resolution of the Directors dated 16 April 2026.

.....
WONG CHOI ONG

.....
THING JIN SUAN

JOHOR BAHRU

STATUTORY DECLARATION

PURSUANT TO SECTION 251(1) OF THE COMPANIES ACT 2016

I, WONG CHOI ONG (NRIC No.: 640814-05-5189), being the Director primarily responsible for the financial management of Ecoscience International Berhad, do solemnly and sincerely declare that to the best of my knowledge and belief, the financial statements set out on pages 81 to 148 are correct and I make this solemn declaration conscientiously believing the same to be true and by virtue of the provisions of the Statutory Declarations Act 1960.

Subscribed and solemnly declared by the)
abovenamed at Johor Bahru on)
16 April 2026)

.....
WONG CHOI ONG

Before me,

.....
Commissioner for Oaths



INDEPENDENT AUDITORS' REPORT

TO THE MEMBERS OF ECOSCIENCE INTERNATIONAL BERHAD

REPORT ON THE AUDIT OF THE FINANCIAL STATEMENTS

Opinion

We have audited the financial statements of Ecoscience International Berhad, which comprise the statements of financial position as at 31 December 2025 of the Group and of the Company, and the statements of profit or loss and other comprehensive income, statements of changes in equity and statements of cash flows of the Group and of the Company for the financial year then ended, and notes to the financial statements, including material accounting policy information, as set out on pages 81 to 148.

In our opinion, the accompanying financial statements give a true and fair view of the financial position of the Group and of the Company as at 31 December 2025, and of their financial performance and their cash flows for the financial year then ended in accordance with Malaysian Financial Reporting Standards, International Financial Reporting Standards and the requirements of the Companies Act 2016 in Malaysia.

Basis for Opinion

We conducted our audit in accordance with approved standards on auditing in Malaysia and International Standards on Auditing. Our responsibilities under those standards are further described in the *Auditors' Responsibilities for the Audit of the Financial Statements* section of our report. We believe that the audit evidence we have obtained is sufficient and appropriate to provide a basis for our opinion.

Independence and Other Ethical Responsibilities

We are independent of the Group and of the Company in accordance with the *By-Laws (on Professional Ethics, Conduct and Practice)* of the Malaysian Institute of Accountants ("By-Laws") and the International Ethics Standards Board for Accountants' *International Code of Ethics for Professional Accountants (including International Independence Standards)* ("IESBA Code"), as applicable to audits of financial statements of public interest entities, and we have fulfilled our other ethical responsibilities in accordance with the By-Laws and the IESBA Code.

Key Audit Matters

Key audit matters are those matters that, in our professional judgement, were of most significance in our audit of the financial statements of the Group and of the Company for the current financial year. These matters were addressed in the context of our audit of the financial statements of the Group and of the Company as a whole, and in forming our opinion thereon, and we do not provide a separate opinion on these matters.

Key audit matters	How we addressed the key audit matters
<p>Recognition of revenue and cost arising from construction contracts with customers</p> <p>Refer to Note 10 (Contract Assets and Contract Liabilities).</p> <p>The Group is involved in construction contract which span more than one accounting period. The revenue from construction activities is recognised over the period of the contract by reference to the progress towards complete satisfaction of the performance obligations under the contracts.</p>	<p>We evaluated whether the accounting policy adopted by the management is consistent with the requirements of MFRS 15 <i>Revenue from Contracts with Customers</i>.</p> <p>We verified the total contract sums and material cost elements in the project budgets for selected significant on-going projects against their respective supporting documents including contracts, key assumptions and relevant workings for estimates of contract costs.</p>

INDEPENDENT AUDITORS' REPORT (CONT'D)

Key Audit Matters (Cont'd)

Key audit matters	How we addressed the key audit matters
<p>Recognition of revenue and cost arising from construction contracts with customers (Cont'd)</p> <p>The Group uses the percentage of completion method in accounting for the progress towards complete satisfaction of the performance obligations.</p> <p>We identified contract revenue and contract costs as key audit matter as significant management judgement and estimates are involved in estimating the total construction contract costs.</p> <p>The significant judgement includes determining the progress towards satisfaction of performance obligation, the extent of the construction costs incurred and the estimated total construction costs.</p> <p>Such judgement involves estimation uncertainty which the changes in these judgements could lead to a material change in the value of revenue recognised.</p>	<p>We inquired the management regarding the status of the ongoing project to ascertain the alignment in determining the revenue recognition and whether the total budgeted cost is estimated reliably.</p> <p>We recomputed and assess the mathematical accuracy of revenue and costs recognised based on percentage of completion method and considered the implications of any identified error and change in estimates.</p> <p>We examined cost and the recognised project revenue on which the determination of completion ratio is based. The mathematical accuracy of the percentage of completion on cost calculation is tested.</p> <p>We assessed the adequacy and reasonableness of the disclosures in the financial statements.</p>

There are no key audit matters in relation to the financial statements of the Company.

Information Other than the Financial Statements and Auditors' Report Thereon

The Directors of the Company are responsible for the other information. The other information comprises the information included in the annual report, but does not include the financial statements of the Group and of the Company and our auditors' report thereon.

Our opinion on the financial statements of the Group and of the Company does not cover the other information and we do not express any form of assurance conclusion thereon.

In connection with our audit of the financial statements of the Group and of the Company, our responsibility is to read the other information and, in doing so, consider whether the other information is materially inconsistent with the financial statements of the Group and of the Company or our knowledge obtained in the audit or otherwise appears to be materially misstated.

If, based on the work we have performed, we conclude that there is a material misstatement of this other information, we are required to report that fact. We have nothing to report in this regard.

Responsibilities of the Directors for the Financial Statements

The Directors of the Company are responsible for the preparation of financial statements of the Group and of the Company that give a true and fair view in accordance with Malaysian Financial Reporting Standards, International Financial Reporting Standards and the requirements of the Companies Act 2016 in Malaysia. The Directors are also responsible for such internal control as the Directors determine is necessary to enable the preparation of financial statements of the Group and of the Company that are free from material misstatement, whether due to fraud or error.

In preparing the financial statements of the Group and of the Company, the Directors are responsible for assessing the Group's and the Company's ability to continue as a going concern, disclosing, as applicable, matters related to going concern and using the going concern basis of accounting unless the Directors either intend to liquidate the Group or the Company or to cease operations, or have no realistic alternative but to do so.



INDEPENDENT AUDITORS' REPORT (CONT'D)

Auditors' Responsibilities for the Audit of the Financial Statements

Our objectives are to obtain reasonable assurance about whether the financial statements of the Group and of the Company as a whole are free from material misstatement, whether due to fraud or error, and to issue an auditors' report that includes our opinion. Reasonable assurance is a high level of assurance but is not a guarantee that an audit conducted in accordance with approved standards on auditing in Malaysia and International Standards on Auditing will always detect a material misstatement when it exists. Misstatements can arise from fraud or error and are considered material if, individually or in the aggregate, they could reasonably be expected to influence the economic decisions of users taken on the basis of these financial statements.

As part of an audit in accordance with approved standards on auditing in Malaysia and International Standards on Auditing, we exercise professional judgement and maintain professional scepticism throughout the audit. We also:

- Identify and assess the risks of material misstatement of the financial statements of the Group and of the Company, whether due to fraud or error, design and perform audit procedures responsive to those risks, and obtain audit evidence that is sufficient and appropriate to provide a basis for our opinion. The risk of not detecting a material misstatement resulting from fraud is higher than for one resulting from error, as fraud may involve collusion, forgery, intentional omissions, misrepresentations, or the override of internal control.
- Obtain an understanding of internal control relevant to the audit in order to design audit procedures that are appropriate in the circumstances, but not for the purpose of expressing an opinion on the effectiveness of the Group's and of the Company's internal control.
- Evaluate the appropriateness of accounting policies used and the reasonableness of accounting estimates and related disclosures made by the Directors.
- Conclude on the appropriateness of the Directors' use of the going concern basis of accounting and, based on the audit evidence obtained, whether a material uncertainty exists related to events or conditions that may cast significant doubt on the Group's or the Company's ability to continue as a going concern. If we conclude that a material uncertainty exists, we are required to draw attention in our auditors' report to the related disclosures in the financial statements of the Group and of the Company or, if such disclosures are inadequate, to modify our opinion. Our conclusions are based on the audit evidence obtained up to the date of our auditors' report. However, future events or conditions may cause the Group or the Company to cease to continue as a going concern.
- Evaluate the overall presentation, structure and content of the financial statements of the Group and of the Company, including the disclosures, and whether the financial statements of the Group and of the Company represent the underlying transactions and events in a manner that achieves fair presentation.
- Plan and perform the group audit to obtain sufficient appropriate audit evidence regarding the financial information of the entities or business units within the Group as a basis for forming an opinion on the group financial statements. We are responsible for the direction, supervision and review of the audit work performed for purposes of the group audit. We remain solely responsible for our audit opinion.

We communicate with the Directors regarding, among other matters, the planned scope and timing of the audit and significant audit findings, including any significant deficiencies in internal control that we identify during our audit.

We also provide the Directors with a statement that we have complied with relevant ethical requirements regarding independence, and to communicate with them all relationships and other matters that may reasonably be thought to bear on our independence, and where applicable, actions taken to eliminate threats or safeguards applied.

From the matters communicated with the Directors, we determine those matters that were of most significance in the audit of the financial statements of the Group and of the Company for the current financial year and are therefore the key audit matters. We describe these matters in our auditors' report unless law or regulation precludes public disclosure about the matter or when, in extremely rare circumstances, we determine that a matter should not be communicated in our report because the adverse consequences of doing so would reasonably be expected to outweigh the public interest benefits of such communication.



INDEPENDENT AUDITORS' REPORT (CONT'D)

REPORT ON OTHER LEGAL AND REGULATORY REQUIREMENTS

In accordance with the requirements of the Companies Act 2016 in Malaysia, we report that the subsidiary company of which we have not acted as auditors, are disclosed in Note 5 to the financial statements.

OTHER MATTERS

1. The financial statements of the Group and of the Company for the financial year ended 31 December 2024 were audited by another firm of Chartered Accountants who expresses an unmodified opinion on those statements on 17 April 2025.
2. This report is made solely to the members of the Company, as a body, in accordance with Section 266 of the Companies Act 2016 in Malaysia and for no other purpose. We do not assume responsibility to any other person for the content of this report.

TGS TW PLT
202106000004 (LLP0026851-LCA) & AF002345
Chartered Accountants

LIM GE RU 03360/03/2028 J
Chartered Accountant

JOHOR BAHRU
16 April 2026



STATEMENTS OF FINANCIAL POSITION

AS AT 31 DECEMBER 2025

	Note	Group		Company	
		2025 RM	2024 RM	2025 RM	2024 RM
ASSETS					
Non-current assets					
Property, plant and equipment	3	15,116,124	18,124,994	-	-
Right-of-use assets	4	4,268,017	4,361,067	-	-
Investment in subsidiary companies	5	-	-	49,001,594	44,155,278
Other investments	6	6,212,406	4,500,042	-	-
Contract assets	10	4,745,961	5,191,937	-	-
		30,342,508	32,178,040	49,001,594	44,155,278
Current assets					
Inventories	7	11,629,372	7,992,641	-	-
Trade receivables	8	32,921,451	22,058,002	-	-
Other receivables	9	5,360,065	5,112,838	7,156	18,196
Contract assets	10	60,371,337	56,925,112	-	-
Short-term investment	11	50,915	49,246	50,915	49,246
Amount due from subsidiary companies	12	-	-	4,225,507	920,381
Tax recoverable		3,541,224	3,495,814	94,898	127,500
Deposits, bank and cash balances	13	16,747,501	23,164,672	112,004	4,855,991
		130,621,865	118,798,325	4,490,480	5,971,314
Asset held-for-sale	14	2,712,212	-	-	-
		133,334,077	118,798,325	4,490,480	5,971,314
Total assets		163,676,585	150,976,365	53,492,074	50,126,592

STATEMENTS OF FINANCIAL POSITION (CONT'D)

		Group		Company	
	Note	2025 RM	2024 RM	2025 RM	2024 RM
EQUITY					
Share capital	15	87,231,180	87,231,180	87,231,180	87,231,180
Reserves	16	(37,573,558)	(38,916,125)	(36,407,334)	(40,360,188)
Total equity		49,657,622	48,315,055	50,823,846	46,870,992
LIABILITIES					
Non-current liabilities					
Loans and borrowings	17	5,065,151	8,627,443	–	–
Lease liabilities	18	461,041	398,890	–	–
Deferred tax liabilities	19	–	566,266	–	–
		5,526,192	9,592,599	–	–
Current liabilities					
Loans and borrowings	17	59,094,010	55,065,649	–	–
Lease liabilities	18	282,268	229,501	–	–
Contract liabilities	10	6,810,108	3,412,309	–	–
Trade payables	20	28,135,636	30,703,876	–	–
Other payables	21	6,583,656	2,648,527	145,887	88,300
Amount due to subsidiary companies	12	–	–	2,522,341	3,167,300
Provisions	22	7,566,543	995,031	–	–
Tax payable		20,550	13,818	–	–
		108,492,771	93,068,711	2,668,228	3,255,600
Total liabilities		114,018,963	102,661,310	2,668,228	3,255,600
Total equity and liabilities		163,676,585	150,976,365	53,492,074	50,126,592

The accompanying notes form an integral part of the financial statements.



STATEMENTS OF PROFIT OR LOSS AND OTHER COMPREHENSIVE INCOME

FOR THE FINANCIAL YEAR ENDED 31 DECEMBER 2025

	Note	Group		Company	
		2025 RM	2024 RM	2025 RM	2024 RM
Revenue	23	133,429,691	144,314,343	-	-
Cost of sales		(116,513,943)	(150,624,127)	-	-
Gross profit/(loss)		16,915,748	(6,309,784)	-	-
Other income		831,593	843,438	7,359,702	51,538
Administrative expenses		(11,883,995)	(14,382,986)	(756,720)	(800,306)
Other operating expenses		(1,177,510)	(3,349,283)	(2,331,558)	(29,912,894)
Net loss on impairment of financial instruments		(188,600)	(1,530,681)	(318,299)	-
Profit/(Loss) from operation		4,497,236	(24,729,296)	3,953,125	(30,661,662)
Finance costs	24	(3,665,821)	(3,215,923)	(271)	-
Profit/(Loss) before tax	25	831,415	(27,945,219)	3,952,854	(30,661,662)
Taxation	26	566,266	833,027	-	-
Profit/(Loss) for the financial year		1,397,681	(27,112,192)	3,952,854	(30,661,662)
Other comprehensive income/(loss) for the financial year					
<i>Item that is or may be reclassified subsequently to profit or loss</i>					
Foreign currency translation differences for foreign operation		(55,114)	(999,956)	-	-
Total comprehensive income/(loss) for the financial year		1,342,567	(28,112,148)	3,952,854	(30,661,662)
Profit/(Loss) for the financial year attributable to:					
Owners of the Company		1,397,681	(27,112,192)	3,952,854	(30,661,662)
Total comprehensive income/(loss) attributable to:					
Owners of the Company		1,342,567	(28,112,148)	3,952,854	(30,661,662)
Earnings/(Loss) per share (sen)					
Basic earnings/(loss) per share	27	0.37	(7.25)		
Diluted earnings/(loss) per share	27	0.37	(7.25)		

The accompanying notes form an integral part of the financial statements.

STATEMENTS OF CHANGES IN EQUITY

FOR THE FINANCIAL YEAR ENDED 31 DECEMBER 2025

Group	Attributable to owners of the Company				Total Equity RM
	Share Capital RM	Merger Deficit RM	Foreign Currency Translation Reserve RM	Retained Earnings RM	
At 1 January 2025	87,231,180	(45,209,495)	(443,002)	6,736,372	48,315,055
Profit for the financial year	–	–	–	1,397,681	1,397,681
Foreign currency translation reserve	–	–	(55,114)	–	(55,114)
Total comprehensive income for the financial year	–	–	(55,114)	1,397,681	1,342,567
Transaction with owners: Transfer upon dissolution of a subsidiary company	–	63,515	–	(63,515)	–
At 31 December 2025	87,231,180	(45,145,980)	(498,116)	8,070,538	49,657,622
At 1 January 2024	87,231,180	(45,209,495)	556,954	33,848,564	76,427,203
Loss for the financial year	–	–	–	(27,112,192)	(27,112,192)
Foreign currency translation reserve	–	–	(999,956)	–	(999,956)
Total comprehensive loss for the financial year	–	–	(999,956)	(27,112,192)	(28,112,148)
At 31 December 2024	87,231,180	(45,209,495)	(443,002)	6,736,372	48,315,055

Company	Non-distributable Share Capital RM	Distributable Accumulated Losses RM	Total Equity RM
At 1 January 2025	87,231,180	(40,360,188)	46,870,992
Profit for the financial year, representing total comprehensive income for the financial year	–	3,952,854	3,952,854
At 31 December 2025	87,231,180	(36,407,334)	50,823,846
At 1 January 2024	87,231,180	(9,698,526)	77,532,654
Loss for the financial year, representing total comprehensive loss for the financial year	–	(30,661,662)	(30,661,662)
At 31 December 2024	87,231,180	(40,360,188)	46,870,992

The accompanying notes form an integral part of the financial statements.



STATEMENTS OF CASH FLOWS

FOR THE FINANCIAL YEAR ENDED 31 DECEMBER 2025

Note	Group		Company	
	2025 RM	2024 RM	2025 RM	2024 RM
Cash flows from operating activities				
Profit/(Loss) before tax	831,415	(27,945,219)	3,952,854	(30,661,662)
Adjustments for:				
Bad debts written off	-	6,500	-	-
Depreciation of:				
- property, plant and equipment	1,289,758	1,216,135	-	-
- right-of-use assets	143,252	116,432	-	-
Fair value loss/(gain) on:				
- other investments	327,151	452,032	-	-
- short-term investment	(1,552)	(6,820)	(1,552)	(6,820)
Finance costs	3,665,821	3,215,923	271	-
Finance income	(477,945)	(316,292)	(180,598)	(44,718)
Gain on disposal of property, plant and equipment	(46,455)	-	-	-
Impairment losses on:				
- contract assets	445,845	2,117,005	-	-
- intercompany balances	-	-	318,299	-
- investment in subsidiary companies	-	-	2,331,236	29,910,217
Inventories written down	142,412	647,641	-	-
Loss on dissolution of a subsidiary company	4,039	-	-	-
Property, plant and equipment written off	1	3,501	-	-
Provision for:				
- liquidated ascertained damages	5,334,571	-	-	-
- onerous contract	1,256,741	341,501	-	-
Reversal of impairment losses on:				
- investment in subsidiary company	-	-	(7,177,552)	-
- trade receivables	(257,245)	(586,324)	-	-
Reversal of:				
- inventories written down	(647,641)	-	-	-
- provision for liquidated ascertained damages	(19,800)	(156,500)	-	-
Unrealised loss on foreign exchange	99,213	2,651,978	-	-
Operating profit/(loss) before working capital changes	12,089,581	(18,242,507)	(757,042)	(802,983)
Changes in working capital:				
Inventories	(3,131,502)	15,402,832	-	-
Receivables	(10,971,091)	11,732,087	10,923	427
Contract assets	(3,446,094)	(17,225,397)	-	-
Payables	1,230,006	5,952,922	57,587	(3,466)
Contract liabilities	3,397,799	(6,157,176)	-	-
Cash used in operations	(831,301)	(8,537,239)	(688,532)	(806,022)
Tax paid	(365,422)	(467,153)	(40,898)	(52,500)
Tax refund	309,973	1,392,076	73,500	-
Net cash used in operating activities	(886,750)	(7,612,316)	(655,930)	(858,522)

STATEMENTS OF CASH FLOWS (CONT'D)

	Note	Group		Company	
		2025 RM	2024 RM	2025 RM	2024 RM
Cash flows from investing activities					
Interest received		477,945	316,292	180,598	44,718
(Advances to)/Repayment from subsidiary companies		–	–	(3,623,425)	40,255
Acquisition of:					
- property, plant and equipment	3(a)	(622,632)	(1,305,432)	–	–
- right-of-use assets	4(a)	–	(109,440)	–	–
- subsidiary company, net of cash acquired	5(b)	–	–	–	(2,815,082)
- other investments	6	(1,888,331)	(3,333,063)	–	–
Proceeds from disposal of:					
- property, plant and equipment		185,109	–	–	–
- short-term investment		–	5,098,666	–	5,098,666
Net cash (used in)/from investing activities		(1,847,909)	667,023	(3,442,827)	2,368,557
Cash flows from financing activities					
Interest paid		(3,665,821)	(3,215,923)	(271)	–
(Repayment to)/Advances from subsidiary companies		–	–	(644,959)	3,167,300
Withdrawal of fixed deposits pledged with licensed banks		1,302,430	6,224,730	–	–
Proceeds from:					
- bank borrowings		113,542,617	98,061,841	–	–
- term loans		–	13,767,000	–	–
Repayment of:					
- bank borrowings		(112,909,556)	(93,163,284)	–	–
- lease liabilities	A	(379,985)	(250,021)	–	–
- term loans		(1,746,275)	(11,851,695)	–	–
Net cash (used in)/from financing activities		(3,856,590)	9,572,648	(645,230)	3,167,300
Net (decrease)/increase in cash and cash equivalents		(6,591,249)	2,627,355	(4,743,987)	4,677,335
Cash and cash equivalents at the beginning of the financial year		(7,010,022)	(8,745,827)	4,855,991	178,656
Effect of exchange translation differences		(121,261)	(891,550)	–	–
Cash and cash equivalents at the end of the financial year		(13,722,532)	(7,010,022)	112,004	4,855,991



STATEMENTS OF CASH FLOWS (CONT'D)

	Note	Group		Company	
		2025 RM	2024 RM	2025 RM	2024 RM
Cash and cash equivalents at the end of the financial year comprises:					
Cash and bank balances	13	602,577	5,717,318	112,004	4,855,991
Fixed deposits with licensed banks	13	16,144,924	17,447,354	-	-
Bank overdrafts	17	(14,325,109)	(12,727,340)	-	-
		2,422,392	10,437,332	112,004	4,855,991
Less: Fixed deposits pledged with licensed banks	13	(16,144,924)	(17,447,354)	-	-
		(13,722,532)	(7,010,022)	112,004	4,855,991

NOTE TO THE STATEMENTS OF CASH FLOWS

(A) Cash outflows for leases as a lessee

	Note	Group		Company	
		2025 RM	2024 RM	2025 RM	2024 RM
<u>Included in net cash used in operating activities</u>					
Payment relating to short-term leases	25	1,376,112	1,416,211	-	-
Payment relating to low-value assets	25	174,114	150,233	-	-
		1,550,226	1,566,444	-	-
<u>Included in net cash from financing activities</u>					
Payment on lease liabilities	29	379,985	250,021	-	-
Payment on interest of lease liabilities	24	27,506	33,671	-	-
		407,491	283,692	-	-
		1,957,717	1,850,136	-	-

The accompanying notes form an integral part of the financial statements.



NOTES TO THE FINANCIAL STATEMENTS

31 DECEMBER 2025

1. CORPORATE INFORMATION

The Company is a public limited liability company, incorporated and domiciled in Malaysia and is listed on the ACE Market of Bursa Malaysia Securities Berhad.

The registered office of the Company is located at Third Floor, No. 77, 79 & 81, Jalan SS21/60, Damansara Utama, 47400 Petaling Jaya, Selangor Darul Ehsan.

The principal place of business of the Company is located at PLO 555, Jalan Keluli 8, Pasir Gudang Industrial Estate, 81700 Pasir Gudang, Johor Darul Takzim.

The principal activity of the Company is engaged in the investment holding. The principal activities of its subsidiary companies are disclosed in Note 5 to the financial statements. There have been no significant changes in the nature of these activities of the Group and of the Company during the financial year.

2. BASIS OF PREPARATION

(a) Statement of compliance

The financial statements of the Group and of the Company have been prepared in accordance with Malaysian Financial Reporting Standards ("MFRSs"), International Financial Reporting Standards and the requirements of the Companies Act 2016 in Malaysia.

The financial statements of the Group and of the Company have been prepared under the historical cost convention, unless otherwise indicated in the material accounting policy information in the respective notes.

The Group and the Company have consistently applied the accounting policy throughout all periods presented in the financial statements unless otherwise stated.

(i) Adoption of amended standards

During the financial year, the Group and the Company have adopted the following amendments to MFRSs issued by the Malaysian Accounting Standards Board ("MASB") that are mandatory for current financial year:

Amendments to MFRS 121	Lack of Exchangeability
------------------------	-------------------------

The adoption of the amendments to MFRSs did not have any significant impact on the financial statements of the Group and of the Company.

NOTES TO THE FINANCIAL STATEMENTS (CONT'D)

2. BASIS OF PREPARATION (CONT'D)

(a) Statement of compliance (Cont'd)

(ii) Standards issued but not yet effective

The Group and the Company have not applied the following new MFRSs and amendments to MFRSs that have been issued by the MASB but are not yet effective for the Group and for the Company:

		Effective dates for financial periods beginning on or after
Amendments to MFRS 9 and MFRS 7	Contracts Referencing Nature-dependent Electricity	1 January 2026
Amendments to MFRS 9 and MFRS 7	Amendments to the Classification and Measurement of Financial Instruments	1 January 2026
Annual Improvements - Volume 11	Amendments to MFRS 1 Amendments to MFRS 7 Amendments to MFRS 9 Amendments to MFRS 10 Amendments to MFRS 107	1 January 2026
MFRS 18	Presentation and Disclosure in Financial Statements	1 January 2027
MFRS 19	Subsidiaries without Public Accountability: Disclosures	1 January 2027
Amendments to MFRS 19	Subsidiaries without Public Accountability: Disclosures	1 January 2027
Amendments to MFRS 121	Translation to a Hyperinflationary Presentation Currency	1 January 2027
Amendments to MFRS 10 and MFRS 128	Sale or Contribution of Assets between an Investor and its Associate or Joint Venture	Deferred until further notice

The Group and the Company intend to adopt the above new MFRSs and amendments to MFRSs when they become effective.

The initial applications of the above-mentioned new MFRSs and amendments to MFRSs are not expected to have any significant impacts on the financial statements of the Group and of the Company.

(b) Functional and presentation currency

These financial statements are presented in Ringgit Malaysia ("RM"), which is the Group's and the Company's functional currency. All financial information is presented in RM, except when otherwise stated.

(c) Significant accounting judgements, estimates and assumptions

The preparation of the Group's financial statements requires management to make judgements, estimates and assumptions that affect the reported amounts of revenues, expenses, assets and liabilities, and the disclosure of contingent liabilities at the reporting date. However, uncertainty about these assumptions and estimates could result in outcomes that could require a material adjustment to the carrying amount of the asset or liability affected in the future.

NOTES TO THE FINANCIAL STATEMENTS (CONT'D)

2. BASIS OF PREPARATION (CONT'D)

(c) Significant accounting judgements, estimates and assumptions (Cont'd)

Judgements

The following are the judgements made by management in the process of applying the Group's accounting policies that have most significant effect on the amounts recognised in the financial statements:

Satisfaction of performance obligations in relation to contracts with customers

The Group is required to assess each of its contracts with customers to determine whether performance obligations are satisfied over time or at a point in time in order to determine the appropriate method for recognising revenue. This assessment was made based on the terms and conditions of the contracts, and the provisions of relevant laws and regulations.

The Group recognises revenue over time in the following circumstances:

- (a) The customer simultaneously receives and consumes the benefits provided by the Group's performance as the Group performs;
- (b) The Group does not create an asset with an alternative use to the Group and has an enforceable right to payment for performance completed to date; and
- (c) The Group's performance creates or enhances an asset that the customer controls as the asset is created or enhanced.

Where the above criteria are not met, revenue is recognised at a point in time. Where revenue is recognised at a point of time, the Group assesses each contract with customers to determine when the performance obligation of the Group under the contract is satisfied.

Determining the lease term of contracts with renewal option - Group as lessee

The Group determines the lease term as the non-cancellable term of the lease, together with any periods covered by an option to extend the lease if it is reasonably certain to be exercised, or any periods covered by an option to terminate the lease, if it is reasonably certain not to be exercised.

The Group applies judgement in evaluating whether they are reasonably certain whether or not to exercise the option to renew the lease. That is, they consider all relevant factors that create an economic incentive for it to exercise the renewal. After the commencement date, the Group reassesses the lease term if there is a significant event or change in circumstances that is within its control and affects its ability to exercise or not to exercise the option to renew.

The Group excludes the renewal period from the lease term for leases of land, premises and workshop as the exercise of such options is not reasonably certain. This is because suitable replacement assets are readily available and there will not be a significant adverse impact on operation if the leases are not renewed.

NOTES TO THE FINANCIAL STATEMENTS (CONT'D)

2. BASIS OF PREPARATION (CONT'D)

(c) Significant accounting judgements, estimates and assumptions (Cont'd)

Key sources of estimation uncertainty

The key assumptions concerning the future and other key sources of estimation uncertainty at the end of the reporting period, that have a significant risk of causing a material adjustment to the carrying amounts of assets and liabilities within the next reporting period are set out below:

Useful lives/depreciation of property, plant and equipment and right-of-use ("ROU") assets

The Group regularly reviews the estimated useful lives of property, plant and equipment and ROU assets based on factors such as business plan and strategies, expected level of usage and future technological developments. Future results of operations could be materially affected by changes in these estimates brought about by changes in the factors mentioned above. A reduction in the estimated useful lives of property, plant and equipment and ROU assets would increase the recorded depreciation and decrease the value of property, plant and equipment and ROU assets. The carrying amount at the reporting date for property, plant and equipment and ROU assets are disclosed in Notes 3 and 4 respectively.

Impairment of investment in subsidiary companies

The Company reviews its investment in subsidiary companies when there are indicators of impairment. Impairment is measured by comparing the carrying amount of an investment with its recoverable amount. Significant judgement is required in determining the recoverable amount. Estimating the recoverable amount requires the Company to make an estimate of the expected future cash flows from the cash-generating units and also to determine a suitable discount rate in order to calculate the present value of those cash flows. The carrying amount at the reporting date for investment in subsidiary companies are disclosed in Note 5.

Inventories valuation

Inventories are measured at the lower of cost and net realisable value. The Group estimates the net realisable value of inventories based on an assessment of expected selling prices. Demand levels and pricing competition could change from time to time. If such factors result in an adverse effect on the Group's products, the Group might be required to reduce the value of its inventories. Details of inventories are disclosed in Note 7.

Deferred tax assets

Deferred tax assets are recognised for all unutilised business losses, unutilised capital allowances and other deductible temporary differences to the extent that it is probable that taxable profit will be available against which the unutilised business losses, unutilised capital allowances and other deductible temporary differences can be utilised. Significant management judgement is required to determine the amount of deferred tax assets that can be recognised, based upon the likely timing and level of future taxable profits together with future tax planning strategies. The carrying value of recognised and unrecognised deferred tax assets is disclosed in Note 19.

NOTES TO THE FINANCIAL STATEMENTS (CONT'D)

2. BASIS OF PREPARATION (CONT'D)

(c) Significant accounting judgements, estimates and assumptions (Cont'd)

Key sources of estimation uncertainty (Cont'd)

Revenue from construction contracts

Construction revenue and costs are recognised over the period of the contracts in the profit or loss by reference to the progress towards complete satisfaction of that performance obligation.

The progress towards complete satisfaction of performance obligation is measured based on the proportion of construction costs incurred for work performed up to the end of the reporting period as a percentage of the estimated total cost of the construction contract. Significant judgement is required in determining the progress based on the certified work-to-date corroborated by the level of completion of the construction based on actual costs incurred to-date over the estimated total construction costs. The total estimated construction costs are based on approved budgets, which require assessments and judgements to be made on changes in, for example, work scope, changes in costs and costs to completion. In making the judgement, the Group evaluates based on past experience, the work of specialists and a continuous monitoring mechanism.

The details of contract assets/liabilities related to the construction contracts are disclosed in Note 10.

Determination of transaction prices

The Group is required to determine the transaction price in respect of each of its contracts with customers. In making such judgement the Group assesses the impact of any variable consideration in the contract due to discounts or penalties in the contract.

There is no estimation required in determining the transaction price, as revenue from fabrication of equipments and supply of material and equipment are based on invoiced value. Discounts are not considered as they are only given in rare circumstances.

Provision for expected credit losses of financial assets at amortised cost and contract assets

The Group reviews the recoverability of its receivables, include trade and other receivables, contract assets and amount due from subsidiary companies at each reporting date to assess whether an impairment loss should be recognised. The impairment provisions for receivables are based on assumptions about risk of default and expected loss rates. The Group uses judgement in making these assumptions and selecting the inputs to the impairment calculation, based on the Group's past history and existing market conditions at the end of the reporting period.

The carrying amounts at the reporting date for receivables are disclosed in Notes 8, 9, 10 and 12 respectively.

Discount rate used in leases

Where the interest rate implicit in the lease cannot be readily determined, the Group uses the incremental borrowing rate to measure the lease liabilities. The incremental borrowing rate is the interest rate that the Group would have to pay to borrow over a similar term, the funds necessary to obtain an asset of a similar value to the right-of-use asset in a similar economic environment. Therefore, the incremental borrowing rate requires estimation, particularly when no observable rates are available or when they need to be adjusted to reflect the terms and conditions of the lease. The Group estimates the incremental borrowing rate using observable inputs when available and is required to make certain entity specific estimates.



NOTES TO THE FINANCIAL STATEMENTS (CONT'D)

2. BASIS OF PREPARATION (CONT'D)

(c) Significant accounting judgements, estimates and assumptions (Cont'd)

Key sources of estimation uncertainty (Cont'd)

Income taxes

Judgement is involved in determining the provision for income taxes. There are certain transactions and computations for which the ultimate tax determination is uncertain during the ordinary course of business.

The Group recognises liabilities for expected tax issues based on estimates of whether additional taxes will be due. Where the final tax outcome of these matters is different from the amounts that were initially recognised, such differences will impact the income tax and deferred tax provisions in the period in which such determination is made. As at 31 December 2025, the Group has tax recoverable and tax payable of RM3,541,224 (2024: RM3,495,814) and RM20,550 (2024: RM13,818) respectively. The Company has tax recoverable of RM94,898 (2024: RM127,500).



NOTES TO THE FINANCIAL STATEMENTS (CONT'D)

3. PROPERTY, PLANT AND EQUIPMENT

Group 2025	Freehold land RM	Buildings RM	Plant and machinery RM	Furniture, fittings and office equipment RM	Motor vehicles RM	Renovations RM	Electrical installation RM	Asset work-in- progress RM	Total RM									
										Cost	At 1 January 2025	Additions	Reclassification	Disposal	Written off	Foreign currency translation differences	Transferred to asset held-for-sale	At 31 December 2025
	1,814,000	15,387,221	6,713,635	1,719,414	2,983,072	1,196,267	57,313	518,543	30,389,465									
	-	-	120,335	49,705	458,826	-	-	432,166	1,061,032									
	-	-	702,539	-	-	-	-	(702,539)	-									
	-	-	-	-	(346,636)	-	-	-	(346,636)									
	-	-	(14,867)	(314,535)	-	-	-	-	(329,402)									
	-	76,684	-	365	-	3,329	-	-	80,378									
	(1,814,000)	(1,112,491)	-	-	-	-	-	-	(2,926,491)									
	-	14,351,414	7,536,509	1,754,617	2,780,727	1,199,596	57,313	248,170	27,928,346									
	-	2,323,095	4,892,317	1,484,515	2,311,149	1,196,121	57,274	-	12,264,471									
	-	274,522	620,842	95,479	298,915	-	-	-	1,289,758									
	-	-	-	-	(207,982)	-	-	-	(207,982)									
	-	-	-	(14,866)	(314,535)	-	-	-	(329,401)									
	-	5,961	-	365	-	3,329	-	-	9,655									
	-	(214,279)	-	-	-	-	-	-	(214,279)									
	-	2,389,299	5,513,159	1,565,493	2,087,547	1,199,450	57,274	-	12,812,222									
	-	11,962,115	2,023,350	189,124	693,180	146	39	248,170	15,116,124									

NOTES TO THE FINANCIAL STATEMENTS (CONT'D)

3. PROPERTY, PLANT AND EQUIPMENT (CONT'D)

Group 2024	Freehold land RM	Buildings RM	Plant and machinery RM	Furniture, fittings and office equipment RM	Motor vehicles RM	Renovations RM	Electrical installation RM	Asset work-in- progress RM	Total RM					
										Cost	At 1 January 2024	Additions	Reclassification	Written off
	1,814,000	15,711,000	5,796,951	1,610,527	2,983,072	1,210,325	57,313	244,892	29,428,080					
	-	-	685,354	115,097	-	-	-	504,981	1,305,432					
	-	-	231,330	-	-	-	-	(231,330)	-					
	-	-	-	(4,668)	-	-	-	-	(4,668)					
	-	(323,779)	-	(1,542)	-	(14,058)	-	-	(339,379)					
	1,814,000	15,387,221	6,713,635	1,719,414	2,983,072	1,196,267	57,313	518,543	30,389,465					
	-	2,073,738	4,338,395	1,396,256	2,015,241	1,210,189	57,274	-	11,091,093					
	-	275,347	553,922	90,958	295,908	-	-	-	1,216,135					
	-	-	-	(1,167)	-	-	-	-	(1,167)					
	-	(25,990)	-	(1,532)	-	(14,068)	-	-	(41,590)					
	-	2,323,095	4,892,317	1,484,515	2,311,149	1,196,121	57,274	-	12,264,471					
	1,814,000	13,064,126	1,821,318	234,899	671,923	146	39	518,543	18,124,994					

NOTES TO THE FINANCIAL STATEMENTS (CONT'D)

3. PROPERTY, PLANT AND EQUIPMENT (CONT'D)

(a) Acquisition of property, plant and equipment

The aggregate costs of the property, plant and equipment of the Group during the financial year under leases financing and cash payments are as follows:

	2025 RM	Group 2024 RM
Aggregate costs	1,061,032	1,305,432
Less: Leases financing	(438,400)	–
Cash payments	622,632	1,305,432

(b) Assets held under lease contracts (Right-of-use assets)

The motor vehicles of the Group amounting to RM693,167 (2024: RM645,911) are pledged as securities for related lease liabilities as disclosed in Note 17.

(c) Assets pledged as securities to licensed banks

The carrying amount of property, plant and equipment of the Group pledged as securities for banking facilities as disclosed in Note 17 are:

	2025 RM	Group 2024 RM
Plant and machinery	348,600	547,800
Freehold land	–	1,814,000
Buildings	11,962,115	13,064,126
	12,310,715	15,425,926

(d) Material accounting policy information

Property, plant and equipment are stated at cost less accumulated depreciation and accumulated impairment losses, except for freehold land and asset work-in-progress are stated at cost less impairment losses and not depreciated.

Depreciation is recognised in the profit or loss on straight-line basis to write off the cost of each asset to its residual value over its estimated useful life. Asset work-in-progress represents plant and machinery under installation. Property, plant and equipment are not depreciated until the assets are ready for its intended use.

NOTES TO THE FINANCIAL STATEMENTS (CONT'D)

3. PROPERTY, PLANT AND EQUIPMENT (CONT'D)

(d) Material accounting policy information (Cont'd)

Property, plant and equipment are depreciated based on the estimated useful lives of the assets as follows:

Buildings	1% to 2%
Plant and machinery	20%
Furniture, fittings and office equipment	20%
Motor vehicles	20%
Renovations	20%
Electrical installation	20%

Property, plant and equipment are derecognised upon disposal or when no future economic benefit are expected from its use or disposal. The difference between the net disposal proceeds, if any, and the net carrying amount recognised in profit and loss.

4. RIGHT-OF-USE ASSETS

	Leasehold land RM	Workshop RM	Premises RM	Total RM
Group Cost				
At 1 January 2024	5,000,000	–	–	5,000,000
Additions	–	109,440	–	109,440
Foreign currency translation differences	–	(3,800)	–	(3,800)
At 31 December 2024/At 1 January 2025	5,000,000	105,640	–	5,105,640
Additions	–	–	56,503	56,503
Foreign currency translation differences	–	(12,920)	–	(12,920)
At 31 December 2025	5,000,000	92,720	56,503	5,149,223
Accumulated depreciation				
At 1 January 2024	629,138	–	–	629,138
Charge for the financial year	84,623	31,809	–	116,432
Foreign currency translation differences	–	(997)	–	(997)
At 31 December 2024/At 1 January 2025	713,761	30,812	–	744,573
Charge for the financial year	84,625	49,210	9,417	143,252
Foreign currency translation differences	–	(6,619)	–	(6,619)
At 31 December 2025	798,386	73,403	9,417	881,206
Carrying amount				
At 31 December 2025	4,201,614	19,317	47,086	4,268,017
At 31 December 2024	4,286,239	74,828	–	4,361,067

NOTES TO THE FINANCIAL STATEMENTS (CONT'D)

4. RIGHT-OF-USE ASSETS (CONT'D)

(a) Acquisition of right-of-use assets

The aggregate costs of the right-of-use assets of the Group during the financial year under leases financing and cash payments are as follows:

	2025 RM	Group 2024 RM
Aggregate costs	56,503	109,440
Less: Leases financing	(56,503)	–
Cash payments	–	109,440

(b) Leasehold land

As at 31 December 2025, the remaining lease term of leasehold land is 42 years (2024: 43 years). There is no lease liabilities associated with this leasehold land as the payment were prepaid at inception.

(c) Assets pledged as securities to licensed banks

The carrying amount of right-of-use assets of the Group pledged as securities for banking facilities as disclosed in Note 17 are:

	2025 RM	Group 2024 RM
Leasehold land	4,201,614	4,286,239

(d) Material accounting policy information

Right-of-use (“ROU”) assets are stated at cost less any accumulated depreciation and accumulated impairment losses.

Depreciation of ROU assets are recognised in the profit or loss on straight-line method from the commencement date to the earlier of the end of the useful life of the ROU assets or the end of the lease term.

The estimated useful lives of the ROU assets are determined on the same basis as those of property, plant and equipment as follows:

Leasehold land	Over the remaining lease period
Workshop	Over the lease term
Premises	Over the lease term



NOTES TO THE FINANCIAL STATEMENTS (CONT'D)

5. INVESTMENT IN SUBSIDIARY COMPANIES

	Company	
	2025 RM	2024 RM
In Malaysia		
Unquoted shares, at cost	61,272,500	61,272,500
Less: Accumulated impairment losses	(24,028,053)	(31,205,605)
	37,244,447	30,066,895
Outside Malaysia		
Unquoted shares, at cost	18,556,182	18,556,182
Less: Accumulated impairment losses	(6,799,035)	(4,467,799)
	11,757,147	14,088,383
	49,001,594	44,155,278

Movements in the allowance for impairment losses are as follows:

	Company	
	2025 RM	2024 RM
At 1 January	35,673,404	5,763,187
Charge for the financial year	2,331,236	29,910,217
Reversal of impairment losses	(7,177,552)	-
At 31 December	30,827,088	35,673,404

During the financial year, the Company has carried out a review of the recoverable amounts of its investment in certain subsidiary companies that had been persistently making losses. An impairment loss amounting to RM2,331,236 (2024: RM29,910,217), representing the write-down of the investments to their recoverable amounts was recognised during the financial year. The recoverable amounts were determined based on their net asset value at the end of the reporting period.

The impairment loss was recognised in other operating expenses in the statements of profit or loss and other comprehensive income.

NOTES TO THE FINANCIAL STATEMENTS (CONT'D)

5. INVESTMENT IN SUBSIDIARY COMPANIES (CONT'D)

(a) Details of the subsidiary companies are as follows:

Name of company	Place of business/ Country of incorporation	Effective interest		Principal activities
		2025	2024	
		(%)		
Ecoscience Manufacturing & Engineering Sdn. Bhd. ("EMESB")	Malaysia	100	100	Construction of plants and facilities, fabrication of equipment, and supply of materials and equipment
Asia EcosciencePte. Ltd.*	Malaysia	100	100	Installation of industrial machinery and equipment, mechanical engineering works, general building engineering design and consultancy services
PT Indo Ecoscience Industries @	Indonesia	100	100	Trading of machinery, equipment, and other supplies
Held by Ecoscience Manufacturing & Engineering Sdn. Bhd.				
Ecoscience Technologies Sdn. Bhd.	Malaysia	100	100	Fabrication and supply of energy and environment related equipment
Top Well Trading & Services Sdn. Bhd. (d)	Malaysia	–	100	Supply of spare parts and construction materials, and provision of maintenance services

* Not audited by TGS TW PLT

@ Not required to be audited under the laws of the country of incorporation.

(b) Acquisition of subsidiary company

In the previous financial year, the Company incorporated a wholly-owned subsidiary company, PT Indo Ecoscience Industries with an issued and paid-up share capital of RM2,817,900.

(c) Additional investment in a subsidiary company

In the previous financial year, on 21 May 2024, the Company had subscribed for additional 4,350,000 new ordinary shares issued by EMESB by capitalising the amount due from EMESB of RM25,447,500.

There is no additional investment during the current financial year.

(d) Dissolution of a subsidiary company

Top Well Trading & Services Sdn. Bhd., a wholly-owned subsidiary company held by EMESB, had been dissolution on 13 October 2025 pursuant to Section 550 of the Companies Act 2016 in Malaysia. The Group has recorded a loss of RM4,039 arising from the said dissolved.

(e) Material accounting policy information

Investment in subsidiary companies are measured in the Company's statement of financial position at cost less accumulated impairment losses.



NOTES TO THE FINANCIAL STATEMENTS (CONT'D)

6. OTHER INVESTMENTS

	2025 RM	Group 2024 RM
At 1 January	4,500,042	3,620,315
Additions	1,888,331	3,333,063
Disposal	–	(2,001,304)
Fair value loss during the financial year	(175,967)	(452,032)
At 31 December	6,212,406	4,500,042

Other investments represents 7 (2024: 6) life insurance policy (the “Policy”) taken to insure the Managing Director, Director and one of the former key management personnel of the Group (“Insured Person”). Under the Policy, the beneficiary are three banks (the “Bank”) and the total insured sum is RM36,187,251 (2024: RM27,470,251). At the inception of the Policy, the Group paid an upfront payment of RM7,289,215 (2024: RM5,400,884). For any insured events happened to the Insured Person, the insured sum will be used to settle the outstanding bank loan of the Group from the Bank and thereafter any excess amount will be payable to the Group. The Policy can be withdrawn at any time with surrender charges if such withdrawal occurs before the maturity date of the Policy and a cash refund will be based on the cash surrender value of the Policy at the date of withdrawal.

As at 31 December 2025, the Directors of the Group expect that the Policy will be terminated at the maturity dates and there will be no specific surrender charges in accordance with the terms of the Policy. The Directors of the Group consider that the expected life of the Policy will remain unchanged from initial recognition.

At the end of the reporting period, the upfront payments and its maturity dates are as follows:

	2025 RM	Group 2024 RM
- Matures in year 2028	207,658	207,658
- Matures in year 2029	4,533,266	4,533,266
- Matures in year 2030	1,888,331	–
- Matures in year 2033	159,960	159,960
- Matures in year 2034	500,000	500,000
	7,289,215	5,400,884

In the event of death of the Insured Person, the other investments will be derecognised and any resulting gains or losses will be recognised in profit or loss.

Material accounting policy information

Other investments measured at fair value through profit or loss (“FVTPL”). These assets are subsequently measured at fair value with gains or losses recognised in profit or loss.

NOTES TO THE FINANCIAL STATEMENTS (CONT'D)

7. INVENTORIES

	2025 RM	Group 2024 RM
At cost		
Raw materials	2,999,401	3,171,797
Work-in-progress	10,358,774	7,054,876
	13,358,175	10,226,673
Less: Inventories written down	(1,728,803)	(2,234,032)
	11,629,372	7,992,641
Recognised in profit or loss:		
Inventories recognised as cost of sales	117,019,172	149,976,486
Inventories written down	142,412	647,641
Reversal of inventories written down	(647,641)	–
Movement for inventories written down:		
At 1 January	2,234,032	1,586,391
Charge for the financial year	142,412	647,641
Reversal of written down	(647,641)	–
At 31 December	1,728,803	2,234,032

The reversal of inventories written down during the financial year relates primarily to projects for which provisions were previously made due to an anticipated gross loss, and which were subsequently completed and delivered to customers during the financial year.

Material accounting policy information

Inventories are measured at the lower of cost and net realisable value.

The cost of raw materials is determined based on first-in-first-out basis. The cost of work- in-progress consists of direct material, direct labour and an appropriate share of production overheads based on normal operating capacity.

8. TRADE RECEIVABLES

	2025 RM	Group 2024 RM
Trade receivables	35,867,671	25,309,526
Less: Accumulated impairment losses	(2,946,220)	(3,251,524)
	32,921,451	22,058,002

Trade receivables are non-interest bearing and are generally on 30 to 90 days (2024: 30 to 90 days) term. They are recognised at their original invoice amounts which represent their fair values on initial recognition.

NOTES TO THE FINANCIAL STATEMENTS (CONT'D)

8. TRADE RECEIVABLES (CONT'D)

Included in the trade receivables of the Group at the end of the reporting period was an amount of RM4,056,547 (2024: RM3,116,219) which has been assigned to a licensed bank as security for banking facilities granted to the Group as disclosed in Note 17.

Movements in the allowance for impairment losses are as follows:

	Group	
	2025 RM	2024 RM
At beginning of financial year	3,251,524	4,002,604
Reversal of impairment losses	(257,245)	(586,324)
Written off	(48,059)	(164,756)
At 31 December	2,946,220	3,251,524

The loss allowance account in respect of trade receivables is used to record loss allowance. Unless the Group are satisfied that recovery of the amount is possible, the amount considered irrecoverable is written off against the receivable directly.

The following table provide information about the exposure to credit risk and ECLs for trade receivables and contract assets which are grouped together as they are expected to have similar risk nature:

	Gross amount RM	Loss allowances RM	Net amount RM
2025			
Not past due	76,457,277	(592,286)	75,864,991
Past due:			
Less than 30 days	4,002,516	(42,569)	3,959,947
31 to 60 days	9,402,020	(147,988)	9,254,032
61 to 90 days	1,028,119	(12,759)	1,015,360
More than 90 days	8,232,740	(288,321)	7,944,419
	22,665,395	(491,637)	22,173,758
Credit impaired:			
Individually impaired	4,494,849	(4,494,849)	-
	103,617,521	(5,578,772)	98,038,749
Trade receivables	35,867,671	(2,946,220)	32,921,451
Contract assets (Note 10)	67,749,850	(2,632,552)	65,117,298
	103,617,521	(5,578,772)	98,038,749

NOTES TO THE FINANCIAL STATEMENTS (CONT'D)

8. TRADE RECEIVABLES (CONT'D)

The following table provide information about the exposure to credit risk and ECLs for trade receivables and contract assets which are grouped together as they are expected to have similar risk nature: (Cont'd)

	Gross amount RM	Loss allowances RM	Net amount RM
2024			
Not past due	77,381,504	(563,586)	76,817,918
Past due:			
Less than 30 days	2,529,820	(30,281)	2,499,539
31 to 60 days	56,426	(863)	55,563
61 to 90 days	478,243	(10,565)	467,678
More than 90 days	4,621,984	(287,631)	4,334,353
	7,686,473	(329,340)	7,357,133
Credit impaired:			
Individually impaired	4,545,305	(4,545,305)	–
	89,613,282	(5,438,231)	84,175,051
Trade receivables	25,309,526	(3,251,524)	22,058,002
Contract assets (Note 10)	64,303,756	(2,186,707)	62,117,049
	89,613,282	(5,438,231)	84,175,051

9. OTHER RECEIVABLES

	Note	Group		Company	
		2025 RM	2024 RM	2025 RM	2024 RM
Other receivables		–	14,118	–	14,118
Advance payments to suppliers	(a)	4,889,852	2,406,273	–	–
Deposits		345,515	368,888	1,000	1,000
Goods and service tax receivable		2,204	1,077	–	–
Prepayments	(b)	122,494	2,322,482	6,156	3,078
		5,360,065	5,112,838	7,156	18,196

(a) The advance payments to suppliers are unsecured and non-interest bearing. The amount owing will be utilised to offset against future purchases from the suppliers.

(b) Included in prepayments is an amount of RM2,039,515 reclassified during the previous financial year, arising from the surrender of a life insurance policy previously recognised under other investments. The surrender proceeds are intended to be utilised to offset against the premium payable for another life insurance policy.

The difference between the surrender value and the amount applied to the new policy, amounting to RM151,184 has been recognised as a fair value loss on other investments in the statements of profit or loss and other comprehensive income.

NOTES TO THE FINANCIAL STATEMENTS (CONT'D)

10. CONTRACT ASSETS/(LIABILITIES)

	2025 RM	Group 2024 RM
Non-current		
<u>Contract assets</u>		
Construction of plants and facilities	3,067,283	3,425,779
Fabrication of equipments and goods	1,678,678	1,766,158
	4,745,961	5,191,937
Current		
<u>Contract assets</u>		
Construction of plants and facilities	40,036,902	54,714,334
Fabrication of equipments and goods	22,966,987	4,397,485
	63,003,889	59,111,819
Less: Allowance for impairment losses	(2,632,552)	(2,186,707)
	60,371,337	56,925,112
	65,117,298	62,117,049
<u>Contract liabilities</u>		
Construction of plants and facilities	(993,794)	(663,229)
Fabrication of equipments and goods	(5,816,314)	(2,749,080)
	(6,810,108)	(3,412,309)
	58,307,190	58,704,740
Presented as:		
Contract assets	65,117,298	62,117,049
Contract liabilities	(6,810,108)	(3,412,309)
	58,307,190	58,704,740

- (a) The contract assets primarily relate to the Group's right to consideration for works completed on construction contracts and fabrication works but not yet billed as at the reporting date. The contract assets will be transferred to trade receivables when the rights become unconditional. The amount will be invoiced within 180 (2024: 180) days.

Included in non-current and current contract assets are retention sum receivables amounting to RM4,745,961 (2024: RM5,191,937) and RM223,504 (2024: RM384,790) respectively. These retention sums are expected to be collected within the periods ranging from 360 to 720 (2024: 360 to 720) days.

The contract liabilities primarily relate to the advance consideration received from few customers for construction contracts, fabrication works and trading of goods of which the revenue will be recognised over the remaining contract term of the specific contract it relates to within 90 (2024: 90) days.

NOTES TO THE FINANCIAL STATEMENTS (CONT'D)

10. CONTRACT ASSETS/(LIABILITIES) (CONT'D)

(b) The movement in the loss allowance in respect of the contract assets are summarised as follows:

	2025 RM	Group 2024 RM
At 1 January	2,186,707	69,702
Charge for the financial year	445,845	2,117,005
At 31 December	2,632,552	2,186,707

(c) The changes to contract assets and contract liabilities balances during the financial year are summarise below:

	2025 RM	Group 2024 RM
At 1 January	58,704,740	37,439,172
Revenue recognised during the financial year	133,201,991	144,214,543
Less: Progress billings during the financial year	(134,016,983)	(115,793,841)
Impairment loss during the financial year	(445,845)	(2,117,005)
Foreign currency translation differences	863,287	(5,038,129)
At 31 December	58,307,190	58,704,740
Presented as:		
Contract assets	65,117,298	62,117,049
Contract liabilities	(6,810,108)	(3,412,309)
	58,307,190	58,704,740

(d) Contract value yet to be recognised as revenue

Revenue expected to be recognised in the future relating to performance obligations that are unsatisfied (or partially satisfied) at the reporting date:

	2025 RM	Group 2024 RM
Within 1 year	115,394,567	93,379,608
Between 1 and 2 years	26,346,670	7,563,013
	141,741,237	100,942,621

The amounts disclosed above do not have variable consideration.



NOTES TO THE FINANCIAL STATEMENTS (CONT'D)

11. SHORT-TERM INVESTMENT

	Group and Company	
	2025	2024
	RM	RM
Money market fund, at fair value	50,915	49,246

The fund invests mainly into Islamic money market instruments and thus have minimum exposure to changes in market value. There is no maturity period for money market funds as these money is callable on demand.

12. AMOUNT DUE FROM/(TO) SUBSIDIARY COMPANIES

	Company	
	2025	2024
	RM	RM
Amount due from subsidiary companies		
<u>Non-trade related</u>		
Interest bearing	4,543,806	920,381
Less: Accumulated impairment losses	(318,299)	-
	4,225,507	920,381
Amount due to subsidiary companies		
<u>Non-trade related</u>		
Non-interest bearing	(2,522,341)	(2,576,173)
Interest bearing	-	(591,127)
	(2,522,341)	(3,167,300)
	1,703,166	(2,246,919)

Amount from/(to) subsidiary companies are unsecured, subject to interest rate ranging from 4.75% to 5.00% (2024: 5.00% to 5.40%) per annum and repayable on demand.

Movements in the allowance for impairment losses of amount due from subsidiary companies are as follows:

	Company	
	2025	2024
	RM	RM
At 1 January	-	-
Charge for the financial year	318,299	-
At 31 December	318,299	-

NOTES TO THE FINANCIAL STATEMENTS (CONT'D)

13. DEPOSITS, BANK AND CASH BALANCES

	Group		Company	
	2025 RM	2024 RM	2025 RM	2024 RM
Cash and bank balances	602,577	5,717,318	112,004	4,855,991
Fixed deposits with licensed banks	16,144,924	17,447,354	–	–
Total cash and bank balances	16,747,501	23,164,672	112,004	4,855,991

Included in cash and bank balances of the Group which are deposits maintained in a designated escrow account amounting to RM87,500 (2024: RM17,500) are pledged as securities for banking facilities granted to the Group as disclosed in Note 17.

The effective rates and maturities of deposits of the Group as at the end of the reporting period are ranging from 1.97% to 3.50% per annum and 1 to 12 months (2024: 1.95% to 3.45% per annum and 1 to 12 months) respectively.

Fixed deposits with licensed banks of the Group amounting to RM16,144,924 (2024: RM17,447,354) are pledged as securities for banking facilities as disclosed in Note 17.

14. ASSET HELD-FOR-SALE

	Freehold land RM	Freehold building RM	Total RM
Group			
At 1 January 2024/31 December 2024			
At 1 January 2025	–	–	–
Transferred from property, plant and equipment	1,814,000	898,212	2,712,212
At 31 December 2025	1,814,000	898,212	2,712,212

	Group	
	2025 RM	2024 RM
Liabilities associated with asset held-for-sale:		
Term loan	2,698,660	–

On 28 November 2025, the Group entered into a sale and purchase agreement for the disposal of freehold land and building for a consideration of RM4,158,000. On 4 March 2026, the Group completed the disposal upon fulfilling the condition precedent as stipulated in the sale and purchase agreement.

NOTES TO THE FINANCIAL STATEMENTS (CONT'D)

14. ASSET HELD-FOR-SALE (CONT'D)

Asset held-for-sale of the Group pledged as securities for banking facilities as disclosed in Note 17 are:

	2025 RM	Group 2024 RM
Freehold land	1,814,000	-
Freehold building	898,212	-
	2,712,212	-

Material accounting policy information

Asset held-for-sale are presented separately and measured at the lower of their carrying amount immediately prior to classification as held for sale and their fair value less costs to sell. Upon classification as held for sale, the assets are not subject to depreciation or amortisation.

15. SHARE CAPITAL

	Group and Company			
	Number of shares		Amount	
	2025 Units	2024 Units	2025 RM	2024 RM
Issued and fully paid Ordinary shares				
At 1 January/At 31 December	374,000,000	374,000,000	87,231,180	87,231,180

The holders of ordinary shares are entitled to receive dividends as declared from time to time, and are entitled to one vote per share at meetings of the Company. All ordinary shares rank equally with regards to the Company's residual assets.

16. RESERVES

	Note	Group		Company	
		2025 RM	2024 RM	2025 RM	2024 RM
Non-distributable					
Merger deficit	a	(45,145,980)	(45,209,495)	-	-
Foreign currency translation reserve	b	(498,116)	(443,002)	-	-
Distributable					
Retained earnings/ (Accumulated losses)		8,070,538	6,736,372	(36,407,334)	(40,360,188)
		(37,573,558)	(38,916,125)	(36,407,334)	(40,360,188)

NOTES TO THE FINANCIAL STATEMENTS (CONT'D)

16. RESERVES (CONT'D)

- (a) The merger deficit arises from the difference between the carrying value of the investment in subsidiary companies and the nominal value of shares of the Company's subsidiary companies upon consolidation under the merger accounting policies.
- (b) The foreign currency translation reserve represents exchange differences arising from the translation of the financial statements of foreign operations whose functional currencies are different from that of the Group's presentation currency.

17. LOANS AND BORROWINGS

	2025 RM	Group 2024 RM
Secured		
Term loans	8,435,283	10,200,044
Bank overdrafts	14,325,109	12,727,340
Bankers' acceptance	5,811,788	5,995,719
Invoice financing	35,086,981	34,269,989
Revolving credit	500,000	500,000
	64,159,161	63,693,092
Non-current		
Term loans	5,065,151	8,627,443
Current		
Term loans	3,370,132	1,572,601
Bank overdrafts	14,325,109	12,727,340
Bankers' acceptance	5,811,788	5,995,719
Invoice financing	35,086,981	34,269,989
Revolving credit	500,000	500,000
	59,094,010	55,065,649
	64,159,161	63,693,092

NOTES TO THE FINANCIAL STATEMENTS (CONT'D)

17. LOANS AND BORROWINGS (CONT'D)

The term loans, bankers' acceptance, invoice financing, revolving credit and bank overdrafts are secured by the following:

- (i) Legal charges over property, plant and equipment and right-of-use assets of the Group as disclosed in Notes 3, 4 and 14 respectively;
- (ii) Pledged of fixed deposits as disclosed in Note 13;
- (iii) Joint and several guaranteed by certain Directors of the Group and Former Director of the Group;
- (iv) Corporate guarantee by subsidiary companies and the Company;
- (v) Government guarantee by Syarikat Jaminan Pembiayaan Berhad (SJPP); and
- (vi) Assignment of contract proceeds receivable to a licensed bank as disclosed in Note 8.

The effective interest rates per annum are as follows:

	2025 %	Group 2024 %
Term loans	3.58 - 6.45	3.00 - 5.86
Bank overdrafts	7.57 - 8.06	7.82 - 8.31
Bankers' acceptance	3.83 - 3.87	4.16 - 4.37
Invoice financing	3.60 - 6.84	4.79 - 7.22
Revolving credit	6.09	6.46

The major covenants of the term loans are as follows:

- (i) The subsidiary company shall maintain a tangible net worth of not less than RM30,000,000 for the financial year.
- (ii) The gearing ratio of the subsidiary companies shall not exceed 2.0 times and 3.5 times.
- (iii) Dividend payment made by the subsidiary company shall not exceed 50% of its respective year's profit after taxation.
- (iv) The subsidiary company shall maintain an operating account with bank with minimum 30% sales proceed to be channelled to the bank.

The subsidiary companies have not breached any loan covenants, except for one subsidiary company, Asia Ecoscience Pte. Ltd. which has breached a loan covenant relating to restrictions on management changes. In the absence of a waiver, the non-current portion of the loan has been reclassified to current liabilities, as the bank may demand immediate repayment.

NOTES TO THE FINANCIAL STATEMENTS (CONT'D)

18. LEASE LIABILITIES

	2025 RM	Group 2024 RM
Non-current	461,041	398,890
Current	282,268	229,501
	<hr/> 743,309	<hr/> 628,391
Lease liabilities due to non-financial institutions	47,537	–
Lease liabilities due to financial institutions	695,772	628,391
	<hr/> 743,309	<hr/> 628,391

The maturity analysis of lease liabilities at the end of the reporting period:

	2025 RM	Group 2024 RM
Within 1 year	306,956	251,728
Between 1 to 2 years	230,332	226,668
Between 2 to 5 years	262,664	188,874
	<hr/> 799,952	<hr/> 667,270
Less: Future finance charges	(56,643)	(38,879)
Present value of lease liabilities	<hr/> 743,309	<hr/> 628,391

The Group leases premises and motor vehicles. Lease terms are negotiated on an individual basis and contain a wide range of different terms and conditions.

The Group's weighted average effective interest rates per annum for lease liabilities are ranging from 4.14 % to 5.83% (2024: 4.14% to 5.37%).

19. DEFERRED TAX LIABILITIES

	2025 RM	Group 2024 RM
At 1 January	566,266	1,205,343
Recognised in profit or loss	(566,266)	(639,077)
At 31 December	<hr/> –	<hr/> 566,266

NOTES TO THE FINANCIAL STATEMENTS (CONT'D)

19. DEFERRED TAX LIABILITIES (CONT'D)

The net deferred tax liabilities and assets shown on the statements of financial position after appropriate offsetting are as follows:

	Group	
	2025 RM	2024 RM
Deferred tax liabilities	2,315,770	2,760,736
Deferred tax assets	(2,315,770)	(2,194,470)
	–	566,266

The components and movements of deferred tax liabilities and assets are as follows:

	Accelerated capital allowances RM	Right-of use assets RM	Contract assets RM	Total RM
Group				
Deferred tax liabilities				
2025				
At 1 January 2025	2,194,470	–	566,266	2,760,736
Recognised in profit or loss	110,000	11,300	(566,266)	(444,966)
At 31 December 2025	2,304,470	11,300	–	2,315,770
2024				
At 1 January 2024	2,368,970	–	351,773	2,720,743
Recognised in profit or loss	(174,500)	–	214,493	39,993
At 31 December 2024	2,194,470	–	566,266	2,760,736
Deferred tax assets				
2025				
At 1 January 2025	(78,470)	(822,900)	(1,293,100)	(2,194,470)
Recognised in profit or loss	(121,300)	–	–	(121,300)
At 31 December 2025	(199,770)	(822,900)	(1,293,100)	(2,315,770)
2024				
At 1 January 2024	–	(194,400)	(1,321,000)	(1,515,400)
Recognised in profit or loss	(78,470)	(628,500)	27,900	(679,070)
At 31 December 2024	(78,470)	(822,900)	(1,293,100)	(2,194,470)

NOTES TO THE FINANCIAL STATEMENTS (CONT'D)

19. DEFERRED TAX LIABILITIES (CONT'D)

Deferred tax assets have not been recognised in respect of the following items:

	Group		Company	
	2025 RM	2024 RM	2025 RM	2024 RM
Property, plant and equipment	(10,060,318)	(9,981,962)	–	–
Contract assets	2,373,645	(2,359,442)	–	–
Right-of-use assets	(47,086)	–	–	–
Lease liabilities	47,536	–	–	–
Unutilised business losses	18,482,688	30,092,936	415,076	287,233
Unutilised capital allowances	2,132,356	1,133,805	–	–
Provisions	9,295,346	3,429,110	–	–
Other deductible temporary differences	5,330,415	5,582,363	–	–
	27,554,582	27,896,810	415,076	287,233

Deferred tax assets have not been recognised in respect of these items as they may not have sufficient taxable profits to be used to offset or they have arisen in subsidiary companies that have a recent history of losses.

20. TRADE PAYABLES

	Group	
	2025 RM	2024 RM
Trade payables	28,135,636	30,703,876

The normal trade credit terms granted to the Group ranged from 30 to 60 days (2024: 30 to 60 days) depending on the terms of the contracts.

21. OTHER PAYABLES

	Group		Company	
	2025 RM	2024 RM	2025 RM	2024 RM
Other payables	3,476,522	835,030	23,670	8,860
Deposits received	666,170	539,063	–	–
Accruals	2,049,648	1,274,434	122,217	79,440
Service tax payables	391,316	–	–	–
	6,583,656	2,648,527	145,887	88,300

NOTES TO THE FINANCIAL STATEMENTS (CONT'D)

21. OTHER PAYABLES (CONT'D)

Included in deposit received of the Group is an amount of RM415,800 (2024: RMNil), being deposits received from a third party in relation to the proposed disposal of the Group's freehold land and factory building classified as asset held-for-sale as disclosed in Note 14.

Included in deposits received are advances received from customers amounting to RM265,500 (2024: RM528,963) in relation to fabrication contracts. These amounts represent down payments received prior to the performance of fabrication works and will be recognised as revenue upon delivery of the related goods or rendering of services.

22. PROVISIONS

	2025 RM	Group 2024 RM
Provision for Onerous Contract		
At 1 January	341,501	–
Current year provision	1,454,446	341,501
Realisation of provision in previous financial year	(197,705)	–
At 31 December	1,598,242	341,501
Provision for Liquidated Ascertained Damages		
At 1 January	653,530	810,030
Current year provision	5,334,571	–
Reversal of provision	(19,800)	(156,500)
At 31 December	5,968,301	653,530
Total Provisions	7,566,543	995,031

Material accounting policy information

(a) Provisions

Provisions are recognised when the Group have a present legal or constructive obligation as a result of a past event, and it is probable that an outflow of resources embodying economic benefits will be required to settle the obligation, and a reliable estimate of the amount can be made.

Provisions are reviewed at the end of reporting period and adjusted to reflect the current best estimate. Where the effect of the time value of money is material, provisions are discounted using a current pre-tax rate that reflects, where appropriate the risks specific to the liability. Where discounting is used, the increase in the provision due to the passage of time is recognised as a finance cost.

(b) Onerous contracts

Provisions for onerous contracts are recognised when the expected benefits to be derived by the Group from a contract is lower than the unavoidable cost of meeting its obligations under the contract. The provision is measured at the present value of the lower of the expected cost of terminating the contract and the expected net cost of fulfilling the contract. Before a provision is established, the Group recognises any impairment loss on the assets associated with that contract.

NOTES TO THE FINANCIAL STATEMENTS (CONT'D)

23. REVENUE

	2025 RM	Group 2024 RM
Revenue from contracts with customers:		
Construction of plants and facilities	71,480,914	93,624,604
Fabrication of equipments	55,893,698	44,160,895
Supply of material and equipment	5,645,709	5,856,797
Others	181,670	572,247
	133,201,991	144,214,543
Other revenue:		
Rental income from equipment	227,700	99,800
	133,429,691	144,314,343

Breakdown of the Group's revenue from contracts with customers:

	2025 RM	Group 2024 RM
Geographical market:		
Malaysia	111,231,644	74,243,117
Gabon	17,593,799	46,800,200
Indonesia	3,227,599	21,940,591
United Kingdom	1,279,409	1,273,435
Others	97,240	57,000
	133,429,691	144,314,343
Timing of revenue recognition:		
At a point in time	13,625,259	11,317,511
Over time	119,804,432	132,996,832
	133,429,691	144,314,343

(a) The Group recognises revenue from the following sources:

- (i) Construction of plants and facilities

Revenue from construction contracts is recognised over time in the period when the services are rendered using the input method, determined based on the proportion of construction costs incurred for work performed to date over the estimated total construction costs. Transaction price is computed based on the price specified in the contract and adjusted for any variable consideration such as incentives and penalties. Past experience is used to estimate and provide for the variable consideration, using most likely method and revenue is only recognised to the extent that it is highly probable that a significant reversal will not occur.

A receivable is recognised when the construction services are rendered at this is the point in time that the consideration is unconditional because only the passage of time is required before the payment is due. If the construction services rendered exceeds the payment received, a contract asset is recognised. If the payment exceeds the construction services rendered, a contract liability is recognised.



NOTES TO THE FINANCIAL STATEMENTS (CONT'D)

23. REVENUE (CONT'D)

(a) The Group recognises revenue from the following sources: (Cont'd)

(ii) Fabrication of equipments

The construction contracts include multiple distinct promises to customers and therefore accounted for as separate performance obligations. In this case, the transaction price will be allocated to each performance obligation based on the stand-alone selling prices. When these are not directly observable, they are estimated to be based on the expected cost plus a margin approach.

Revenue from fabrication of equipment is recognised when the Group has transferred control of the goods to the customer, being when the goods have been delivered to the customer and upon its acceptance. Following delivery, the customer has full discretion over the manner of distribution and price to sell the goods, and bears the risks of obsolescence and loss in relation to the goods.

Billings to customers are based on agreed milestones under the agreement, certified by architects. The credit period is ranging from 30 to 60 days from the invoice date. There is no significant financing component in the selling price as the billings are made on the normal credit terms not exceeding 12 months.

Revenue from fabrication of equipment which either creates or enhances an asset that the customer controls as the asset is created or enhanced or the customer simultaneously receives and consumes the benefits provided as the Group performs is recognised over time according to the accounting policy as described in "construction of plants and facilities".

(iii) Others

Revenue from others included the sales of material, equipment and spare parts, repair and maintenance services and other services.

Revenue from sales of material, equipment and spare parts is recognised at a point in time when the Group has transferred control of the goods to the customer, being when the goods have been delivered to the customer and upon its acceptance. Following delivery, the customer has full discretion over the manner of distribution and price to sell the goods, and bears the risks of obsolescence and loss in relation to the goods.

Revenue from repair and maintenance and other services is recognised at a point in time when the services have been rendered to the customers and coincides with the delivery of services and acceptance by customers.

A receivable is recognised when the goods are delivered or services are rendered as this is the point in time that the consideration is unconditional because only the passage of time is required before the payment is due.

Revenue from other services which the customer simultaneously receives and consumes the benefits provided as the Group performs is recognised over time according to the accounting policy as described in "construction of plants and facilities".

(iv) Rental income from equipment

Rental income is recognised on a straight-line basis over the lease term. The aggregate costs of incentives provided to lessees are recognised as a reduction of rental income over the lease term on a straight-line basis.

(b) The information on transactions price allocated to unsatisfied and/or partially unsatisfied performance obligations as at the reporting date is disclosed in Note 10(d).

NOTES TO THE FINANCIAL STATEMENTS (CONT'D)

24. FINANCE COSTS

	Group		Company	
	2025 RM	2024 RM	2025 RM	2024 RM
Interest expenses on:				
- Bank overdrafts	1,070,786	943,302	-	-
- Bankers' acceptance	449,124	719,914	-	-
- Intercompany loan	-	-	271	-
- Invoice financing	1,766,859	872,969	-	-
- Lease liabilities	27,506	33,671	-	-
- Other interest	-	8,031	-	-
- Term loans	351,546	638,036	-	-
	3,665,821	3,215,923	271	-

25. PROFIT/(LOSS) BEFORE TAX

Profit/(Loss) before tax is derived after charging/(crediting) amongst other, the following items:

	Group		Company	
	2025 RM	2024 RM	2025 RM	2024 RM
Auditors' remuneration				
- statutory audit	220,761	254,946	80,000	68,000
- non-statutory audit	10,000	5,000	10,000	5,000
Bad debts written off	-	6,500	-	-
Depreciation of:				
- property, plant and equipment	1,289,758	1,216,135	-	-
- right-of-use assets	143,252	116,432	-	-
Fair value loss/(gain) on:				
- other investments	327,151	452,032	-	-
- short-term investment	(1,552)	(6,820)	(1,552)	(6,820)
Gain on disposal of property, plant and equipment	(46,455)	-	-	-
Impairment losses on:				
- contract assets	445,845	2,117,005	-	-
- intercompany balances	-	-	318,299	-
- investment in subsidiary companies	-	-	2,331,236	29,910,217
Inventories written down	142,412	647,641	-	-
Interest income on:				
- banks	(2,585)	(5,979)	(2,317)	(5,431)
- fixed deposits with licensed banks	(475,243)	(308,979)	-	-
- intercompany loan	-	-	(178,164)	(37,953)
- short-term investment	(117)	(1,334)	(117)	(1,334)
Non-executive Directors:				
- fee	183,300	177,800	183,300	177,800
- allowances	19,500	23,000	19,500	23,000
Lease expenses:				
- short-term lease (a)	1,376,112	1,416,211	-	-
- low-value assets (a)	174,114	150,233	-	-

NOTES TO THE FINANCIAL STATEMENTS (CONT'D)

25. PROFIT/(LOSS) BEFORE TAX (CONT'D)

Profit/(Loss) before tax is derived after charging/(crediting) amongst other, the following items: (Cont'd)

	Group		Company	
	2025 RM	2024 RM	2025 RM	2024 RM
(Gain)/Loss on foreign exchange:				
- realised	(231,258)	130,569	322	2,677
- unrealised	99,213	2,651,978	-	-
Loss on dissolution of a subsidiary company	4,039	-	-	-
Property, plant and equipment written off	1	3,501	-	-
Provision for:				
- liquidated ascertained damages	5,334,571	-	-	-
- onerous contract	1,256,741	341,501	-	-
Reversal of:				
- inventories written down	(647,641)	-	-	-
- provision for liquidated ascertained damaged	(19,800)	(156,500)	-	-
Rental income	(132,375)	(104,157)	-	-
Reversal of impairment losses on:				
- investment in subsidiary company	-	-	(7,177,552)	-
- trade receivables	(257,245)	(586,324)	-	-

- (a) The Group leases a number of premises, machinery and equipment with contract terms of not more than one year. These leases are short-term and/or leases of low-value items. The Group has elected not to recognised right-of-use assets and lease liabilities for these leases.

26. TAXATION

	Group		Company	
	2025 RM	2024 RM	2025 RM	2024 RM
Tax expenses recognised in profit or loss				
Current tax				
- current year	-	10,951	-	-
- over provision in prior financial years	-	(204,901)	-	-
	-	(193,950)	-	-
Deferred tax				
- origination and reversal of temporary differences	(566,266)	(635,477)	-	-
- over provision in prior financial years	-	(3,600)	-	-
	(566,266)	(639,077)	-	-
	(566,266)	(833,027)	-	-

Malaysian income tax is calculated at the statutory tax rate of 24% (2024: 24%) of the estimated assessable profits for the financial year. Taxation for other jurisdictions is calculated at the rates prevailing in the respective jurisdictions.

NOTES TO THE FINANCIAL STATEMENTS (CONT'D)

26. TAXATION (CONT'D)

A reconciliation of income tax expenses applicable to profit/(loss) before tax at the statutory tax rate to income tax expenses at the effective income tax of the Group and of the Company are as follows:

	Group		Company	
	2025 RM	2024 RM	2025 RM	2024 RM
Profit/(Loss) before tax	831,415	(27,945,219)	3,952,854	(30,661,662)
At Malaysian statutory tax rate of 24% (2024: 24%)	199,540	(6,706,853)	948,685	(7,358,799)
Effects of different tax rates in other jurisdictions	150,047	(41,643)	–	–
Expenses not deductible for tax purposes	1,862,853	946,976	743,646	7,351,356
Income not subject to tax	(121,203)	(9,128)	(1,723,013)	(1,957)
Deferred tax assets not recognised	(82,135)	5,280,084	30,682	9,400
Utilisation of previously unrecognised deferred tax assets	(2,575,368)	(93,962)	–	–
	(566,266)	(624,526)	–	–
Over provision of income tax in prior years	–	(204,901)	–	–
Over provision of deferred tax in prior years	–	(3,600)	–	–
	(566,266)	(833,027)	–	–

The Group and the Company have estimated unutilised capital allowances and unutilised business losses available for carry forward, available to offset against future taxable profits. The said amounts are subject to approval by the tax authorities.

	Group		Company	
	2025 RM	2024 RM	2025 RM	2024 RM
Unutilised business losses	18,482,688	30,092,936	415,076	287,233
Unutilised capital allowances	2,132,356	1,133,805	–	–
	20,615,044	31,226,741	415,076	287,233

NOTES TO THE FINANCIAL STATEMENTS (CONT'D)

26. TAXATION (CONT'D)

Unutilised business losses will expire in the following financial years:

	Group		Company	
	2025 RM	2024 RM	2025 RM	2024 RM
Expiring in 2028	28,578	28,578	–	–
Expiring in 2029	489,873	489,873	–	–
Expiring in 2030	454,274	454,274	–	–
Expiring in 2032	–	33,000	–	–
Expiring in 2033	334,016	348,016	229,106	229,106
Expiring in 2034	6,436,138	20,684,015	58,127	58,127
Expiring in 2035	185,425	–	127,843	–
Indefinitely	10,554,384	8,055,180	–	–
	18,482,688	30,092,936	415,076	287,233

Based on the current legislation, any unutilised business losses shall be carried forward for a maximum period of ten consecutive years of assessment immediately following that year of assessment, whereas the unutilised capital allowances are allowed to be carried forward indefinitely.

The unutilised business losses for a foreign subsidiary can be carried forward indefinitely.

27. EARNINGS/(LOSS) PER SHARE

(a) Basic earnings/(loss) per share

The basic earnings/(loss) per share are calculated based on the consolidated profit/(loss) for the financial year attributable to owners of the Company and the weighted average number of ordinary shares in issue during the financial year as follows:

	Group	
	2025 RM	2024 RM
Profit/(Loss) attributable to owners of the Company	1,397,681	(27,112,192)
Weighted average number of ordinary shares in issue	374,000,000	374,000,000
Basic earnings/(loss) per ordinary share (in sen)	0.37	(7.25)

(b) Diluted earnings/(loss) per share

The Group has no dilution in their earnings/(loss) per ordinary shares as there are no dilutive potential ordinary shares. There have been no other transactions involving ordinary shares or potential ordinary shares since the end of the financial year and before the authorisation of these financial statements.

NOTES TO THE FINANCIAL STATEMENTS (CONT'D)

28. STAFF COSTS

	Group		Company	
	2025 RM	2024 RM	2025 RM	2024 RM
Fee	–	24,327	–	–
Salaries, bonuses and other emoluments	10,050,199	11,235,072	–	–
Social security contributions	89,179	73,942	–	–
Defined contribution plans	983,810	1,026,371	–	–
	11,123,188	12,359,712	–	–

Included in staff costs is aggregate amount of remuneration received and receivable by the Executive Directors of the Group and of the Company during the financial year as below:

	Group		Company	
	2025 RM	2024 RM	2025 RM	2024 RM
Executive Directors of the Company				
Salaries, bonuses and other emoluments	1,949,823	3,066,089	–	–
Social security contributions	2,285	1,872	–	–
Defined contribution plans	177,120	213,185	–	–
	2,129,228	3,281,146	–	–
Estimated money value of benefits-in-kind	44,113	33,850	–	–
	2,173,341	3,314,996	–	–

NOTES TO THE FINANCIAL STATEMENTS (CONT'D)

28. STAFF COSTS (CONT'D)

Included in staff costs is aggregate amount of remuneration received and receivable by the Executive Directors of the Group and of the Company during the financial year as below: (Cont'd)

	Group		Company	
	2025 RM	2024 RM	2025 RM	2024 RM
Past Director of the Company*				
Salaries, bonuses and other emoluments	10,000	–	–	–
Social security contributions	124	–	–	–
Defined contribution plans	400	–	–	–
	10,524	–	–	–
Directors of the subsidiary companies				
Fees	–	24,327	–	–
Salaries, bonuses and other emoluments	–	301,900	–	–
Social security contributions	–	1,217	–	–
Defined contribution plans	–	36,228	–	–
	–	363,672	–	–
Estimated money value of benefits-in-kind	–	23,950	–	–
	–	387,622	–	–
Total Directors' Remuneration	2,183,865	3,702,618	–	–

* This represents the remuneration paid to this Director until his retirement on 6 February 2025.

NOTES TO THE FINANCIAL STATEMENTS (CONT'D)

29. RECONCILIATION OF LIABILITIES ARISING FROM FINANCING ACTIVITIES

The table below show the details changes in the liabilities of the Group and of the Company arising from financing activities, including both cash and non-cash changes:

	At 1 January RM	New Leases RM	Financing cash flows (i) RM	Other changes (ii) RM	At 31 December RM
Group					
2025					
Term loans	10,200,044	–	(1,746,275)	(18,486)	8,435,283
Lease liabilities	628,391	494,903	(379,985)	–	743,309
Invoice financing	34,269,989	–	816,992	–	35,086,981
Revolving credit	500,000	–	–	–	500,000
Bankers' acceptance	5,995,719	–	(183,931)	–	5,811,788
	51,594,143	494,903	(1,493,199)	(18,486)	50,577,361
2024					
Term loans	8,413,622	–	1,915,305	(128,883)	10,200,044
Lease liabilities	878,412	–	(250,021)	–	628,391
Invoice financing	25,532,860	–	8,737,129	–	34,269,989
Revolving credit	500,000	–	–	–	500,000
Bankers' acceptance	9,834,291	–	(3,838,572)	–	5,995,719
	45,159,185	–	6,563,841	(128,883)	51,594,143
Company					
2025					
Amount due to subsidiary companies			3,167,300	(644,959)	2,522,341
2024					
Amount due to subsidiary companies			–	3,167,300	3,167,300

(i) The cash flows from term loans, invoice financing, revolving credit, bankers' acceptance, lease liabilities and amount due to subsidiary company make up the net amount of proceeds or repayments of borrowings in the statements of cash flows.

(ii) Other changes include foreign currency translation differences.

30. COMMITMENTS

	2025 RM	The Group 2024 RM
Authorised and contracted for:		
Capital expenditures:		
- Property, plant and equipment	–	415,603

NOTES TO THE FINANCIAL STATEMENTS (CONT'D)

31. RELATED PARTY DISCLOSURES

(a) Identifying related parties

For the purposes of these financial statements, parties are considered to be related to the Group if the Group or the Company has the ability, directly or indirectly, to control or joint control the party or exercise significant influence over the party in making financial and operating decisions, or vice versa, or where the Group or the Company and the party are subject to common control. Related parties may be individuals or other entities.

Related parties also include key management personnel defined as those persons having authority and responsibility for planning, directing and controlling the activities of the Group and of the Company either directly or indirectly. The key management personnel comprise the Directors and management personnel of the Company, having authority and responsibility for planning, directing and controlling the activities of the Group and of the Company directly or indirectly.

(b) Significant related party transactions

Related party transactions have been entered into in the normal course of business under negotiated terms. In addition to the related party balances disclosed elsewhere in the financial statements, the significant related party transactions of the Company are as follows:

	Company	
	2025 RM	2024 RM
Transactions with subsidiary companies		
- Interest income received/receivable	178,164	-
- Interest paid/payable	271	37,953

(c) Compensation of key management personnel

Information regarding compensation of Directors and other key management personnel are as follows:

	The Group		The Company	
	2025 RM	2024 RM	2025 RM	2024 RM
Fees	183,300	202,127	183,300	177,800
Salaries, bonuses and other emoluments	3,057,713	4,679,847	19,500	23,000
Social security contributions	6,551	7,520	-	-
Defined contribution plans	306,642	401,863	-	-
	3,554,206	5,291,357	202,800	200,800
Estimated money value of benefits-in-kind	62,246	81,750	-	-
	3,616,452	5,373,107	202,800	200,800

NOTES TO THE FINANCIAL STATEMENTS (CONT'D)

32. SEGMENT INFORMATION

Operating segments are prepared in a manner consistent with the internal reporting provided to the managing director as its chief operating decision maker in order to allocate resources to segments and to assess their performance on a quarterly basis. For management purposes, the Group is organised into business units based on their products and services provided. In addition, the businesses are also considered from a geographical perspective.

The Group is organised into 4 reportable segments as follows:

- | | |
|---|---|
| (a) Construction of plants and facilities segment | Construction of palm oil mill, and its facilities, rubber plantation facilities and other industry facilities |
| (b) Fabrication of equipment segment | Fabrication of palm oil mill equipment |
| (c) Supply of material and equipment segment | Trading of construction material and equipment |
| (d) Others | Fabrication of other equipment and other services |

The Directors assess the performance of the reportable segments based on their profit before interest expense and tax. The accounting policies of the reportable segments are the same as the Group's accounting policies.

Borrowings and investment-related activities are managed on a group basis by the central treasury function and are not allocated to reportable segments.

Each reportable segment assets is measured based on all assets of the segment other than investments and tax-related assets. Assets used jointly by reportable segments are allocated on the basis of the revenue earned by individual reportable segments.

Each reportable segment liabilities is measured based on all liabilities of the segment other than borrowings and other tax-related liabilities. Liabilities for which reportable segments are jointly liable are allocated in proportion to segment assets.

NOTES TO THE FINANCIAL STATEMENTS
(CONT'D)

32. SEGMENT INFORMATION (CONT'D)

2025	Construction of plants and facilities RM	Fabrication of equipment RM	Supply of material and equipment RM	Other RM	Total segments RM	Elimination RM	Consolidated RM
Revenue							
External customers	71,480,914	55,893,698	5,645,709	409,370	133,429,691	-	133,429,691
Inter-segment sales	16,745,222	1,084,662	-	-	17,829,884	(17,829,884)	-
Total revenue	88,226,136	56,978,360	5,645,709	409,370	151,259,575	(17,829,884)	133,429,691
Segment results							
Segment profit before interest and tax	(4,222,271)	(3,306,606)	(148,854)	8,600,152	922,421	(11,368,972)	(10,446,551)
Finance income	(264,811)	(216,172)	(22,501)	(181,336)	(684,820)	206,875	(477,945)
Finance costs	1,948,708	1,741,490	158,980	23,518	3,872,696	(206,875)	3,665,821
Depreciation of property, plant and equipment	505,188	715,534	39,556	29,480	1,289,758	-	1,289,758
Depreciation of right-of-use assets	49,416	89,502	4,199	135	143,252	-	143,252
Fair value loss on other investments	177,790	134,635	15,107	(381)	327,151	-	327,151
Fair value gain on short-term investments	-	-	-	(1,552)	(1,552)	-	(1,552)
Other non-cash items	3,602,525	3,062,570	286,260	(4,534,615)	2,416,740	3,914,741	6,331,481
Profit before tax	1,796,545	2,220,953	332,747	3,935,401	8,285,646	(7,454,231)	831,415
Taxation	-	-	-	-	-	566,266	566,266
Profit for the financial year	1,796,545	2,220,953	332,747	3,935,401	8,285,646	(6,887,965)	1,397,681

NOTES TO THE FINANCIAL STATEMENTS (CONT'D)

32. SEGMENT INFORMATION (CONT'D)

2025	Construction of plants and facilities RM	Fabrication of equipment RM	Supply of material and equipment RM	Other RM	Total segments RM	Elimination RM	Consolidated RM
Segment assets							
Unallocated assets	109,559,878	69,935,612	6,472,052	54,049,670	240,017,212	(79,881,851)	160,135,361
					3,541,224		3,541,224
	109,559,878	69,935,612	6,472,052	54,049,670	243,558,436	(79,881,851)	163,676,585
Included in the measurement of segment assets are:							
Capital expenditure	304,724	744,443	25,893	42,475	1,117,535		1,117,535
Segment liabilities							
Unallocated liabilities	48,906,333	25,262,932	2,298,845	2,985,750	79,453,860	(30,357,917)	49,095,943
					64,923,020		64,923,020
	48,906,333	25,262,932	2,298,845	2,985,750	144,376,880	(30,357,917)	114,018,963
Other non-cash items:							
Gain on disposal of property, plant and equipment	(24,410)	(19,904)	(2,074)	(67)	(46,455)		(46,455)
Gain on dissolution of a subsidiary company				(15,464)	(15,464)	19,503	4,039
Inventories written down	74,832	61,016	6,359	205	142,412		142,412
	50,422	41,112	4,285	(15,326)	80,493	19,503	99,996

NOTES TO THE FINANCIAL STATEMENTS
(CONT'D)

32. SEGMENT INFORMATION (CONT'D)

	Construction of plants and facilities RM	Fabrication of equipment RM	Supply of material and equipment RM	Other RM	Total segments RM	Elimination RM	Consolidated RM
2025							
Other non-cash items: (Cont'd)							
Impairment losses on:							
- contract assets	50,422	41,112	4,285	(15,326)	80,493	19,503	99,996
- investment in subsidiary companies	234,276	191,022	19,907	640	445,845	-	445,845
- intercompany balances	-	250,000	-	2,331,236	2,581,236	(2,581,236)	-
Property, plant and equipment written off	665,156	542,350	56,520	320,118	1,584,144	(1,584,144)	-
Provision for:							
- liquidated ascertained damages	2,803,127	2,285,592	238,188	7,664	5,334,571	-	5,334,571
- onerous contract	660,373	538,449	56,113	1,806	1,256,741	-	1,256,741
Reversal of:							
- impairment losses on trade receivables	(133,913)	(111,400)	(11,380)	(552)	(257,245)	-	(257,245)
- impairment losses on investment in subsidiary companies	-	-	-	(7,177,552)	(7,177,552)	7,177,552	-
- inventories written down	(385,595)	(229,923)	(30,714)	(1,409)	(647,641)	-	(647,641)
Unrealised loss on foreign currency	(291,321)	(444,632)	(46,659)	(1,241)	(783,853)	883,066	99,213
	3,602,525	3,062,570	286,260	(4,534,615)	2,416,740	3,914,741	6,331,481

NOTES TO THE FINANCIAL STATEMENTS (CONT'D)

32. SEGMENT INFORMATION (CONT'D)

2024	Construction of plants and facilities and RM	Fabrication of equipment and RM	Supply of material and equipment and RM	Other RM	Total segments RM	Elimination RM	Consolidated RM
Revenue							
External customers	93,624,604	44,260,695	5,856,797	572,247	144,314,343	-	144,314,343
Inter-segment sales	25,889,702	1,125,000	-	-	27,014,702	(27,014,702)	-
Total revenue	119,514,306	45,385,695	5,856,797	572,247	171,329,045	(27,014,702)	144,314,343
Results							
Segment loss before interest and tax	(23,426,689)	(13,122,012)	(1,575,227)	(60,977,658)	(99,101,586)	61,453,655	(37,647,931)
Finance income	(195,188)	(116,790)	(15,548)	(45,576)	(373,102)	56,810	(316,292)
Finance costs	1,869,250	1,212,423	141,259	49,801	3,272,733	(56,810)	3,215,923
Depreciation of property, plant and equipment	587,192	527,166	43,547	58,230	1,216,135	-	1,216,135
Depreciation of right-of-use assets	50,383	30,043	4,013	31,993	116,432	-	116,432
Fair value loss on other investments	183,319	221,955	14,602	32,156	452,032	-	452,032
Fair value gain on short-term investments	-	-	-	(6,820)	(6,820)	-	(6,820)
Other non-cash items	2,690,698	616,370	55,606	29,898,824	33,261,498	(28,236,196)	5,025,302
Loss before tax	(18,241,035)	(10,630,845)	(1,331,748)	(30,959,050)	(61,162,678)	33,217,459	(27,945,219)
Taxation	-	-	-	-	1,047,520	(214,493)	833,027
Loss for the financial year	(18,241,035)	(10,630,845)	(1,331,748)	(30,959,050)	(60,115,158)	33,002,966	(27,112,192)

NOTES TO THE FINANCIAL STATEMENTS (CONT'D)

32. SEGMENT INFORMATION (CONT'D)

2024	Construction of plants and facilities RM	Fabrication of equipment RM	Supply of material and equipment RM	Other RM	Total segments RM	Elimination RM	Consolidated RM
Segment assets							
Unallocated assets	117,140,974	47,854,129	5,779,535	54,286,001	225,060,639	(77,580,088)	147,480,551
	-	-	-	-	3,495,814	-	3,495,814
	117,140,974	47,854,129	5,779,535	54,286,001	228,556,453	(77,580,088)	150,976,365
Included in the measurement of segment assets are:							
Capital expenditure	68,527	971,166	5,459	369,720	1,414,872	-	1,414,872
Segment liabilities							
Unallocated liabilities	52,748,252	15,074,519	1,736,480	3,941,393	73,500,644	(35,740,901)	37,759,743
	-	-	-	-	64,335,301	566,266	64,901,567
	52,748,252	15,074,519	1,736,480	3,941,393	137,835,945	(35,174,635)	102,661,310
Other non-cash items:							
Bad debts written off	3,870	2,308	308	14	6,500	-	6,500
Impairment losses on:							
- contract assets	2,117,005	-	-	-	2,117,005	-	2,117,005
- investment in subsidiary companies	-	250,000	-	29,910,217	30,160,217	(30,160,217)	-
Inventories written down	385,595	229,923	30,714	1,409	647,641	-	647,641
	2,506,470	482,231	31,022	29,911,640	32,931,363	(30,160,217)	2,771,146

NOTES TO THE FINANCIAL STATEMENTS (CONT'D)

32. SEGMENT INFORMATION (CONT'D)

	Construction of plants and facilities RM	Fabrication of equipment RM	Supply of material and equipment RM	Other RM	Total segments RM	Elimination RM	Consolidated RM
2024							
Other non-cash items: (Cont'd)							
Property, plant and equipment written off	2,506,470	482,231	31,022	29,911,640	32,931,363	(30,160,217)	2,771,146
Provision for onerous contract	2,084	1,243	166	8	3,501	-	3,501
Reversal of:							
- impairment losses on trade receivables	(308,304)	(237,372)	(24,558)	(16,090)	(586,324)	-	(586,324)
- provision for liquidated ascertained damages	(93,178)	(55,560)	(7,422)	(340)	(156,500)	-	(156,500)
Unrealised loss on foreign currency	380,302	304,590	40,202	2,863	727,957	1,924,021	2,651,978
	2,690,698	616,370	55,606	29,898,824	33,261,498	(28,236,196)	5,025,302



NOTES TO THE FINANCIAL STATEMENTS (CONT'D)

32. SEGMENT INFORMATION (CONT'D)

Adjustments and eliminations

Inter-segment revenues are eliminated on consolidation.

Current taxes, deferred taxes and certain financial assets and liabilities are not allocated to those segments as they are also managed on a group basis.

Capital expenditure consists of additions of property, plant and equipment and right-of-use assets.

Geographic information

Revenue and non-current assets information based on the geographical location of customers and assets respectively are as follow:

Group	Revenue		Non-current assets	
	2025 RM	2024 RM	2025 RM	2024 RM
Gabon	17,593,799	46,800,200	–	–
Indonesia	3,227,599	21,940,591	19,317	74,828
Malaysia	111,231,644	74,243,117	15,995,948	19,073,408
Singapore	–	–	3,368,876	3,337,825
United kingdom	1,279,409	1,273,435	–	–
Others	97,240	57,000	–	–
	133,429,691	144,314,343	19,384,141	22,486,061

Non-current assets for this purpose consist of property, plant and equipment and right-of- use assets.

Major customers

The following is the major customer with revenue 10% equal or more than 10% of the Group's revenue:

	Revenue	
	2025 RM	2024 RM
Customer A	21,784,363	45,987,276
Customer B	30,054,011	–
Customer C	16,449,213	27,532,637
Customer D *	30,444,418	–
Customer E *	–	21,501,421
Customer F *	–	18,564,743
	98,732,005	113,586,077

* The revenue for these customers did not equate to or more than 10% of the Group's total revenue for the respective financial years.

NOTES TO THE FINANCIAL STATEMENTS (CONT'D)

33. FINANCIAL GUARANTEES

	Group	
	2025 RM	2024 RM
Performance guarantee given to third parties	7,371,350	8,261,527
<hr/>		
	Company	
	2025 RM	2024 RM
Financial guarantee given to licensed banks for credit facilities granted to subsidiary company	62,636,431	62,329,298

34. FINANCIAL INSTRUMENTS

(a) Classification of financial instruments

Financial assets and financial liabilities are measured on an ongoing basis either at fair value or at amortised cost.

The following table analyses the financial assets and liabilities in the statements of financial position by the class of financial instruments to which they are assigned, and therefore by the measurement basis:

	At amortised cost RM	At FVTPL RM	Total RM
Group			
2025			
Financial assets			
Other investments	–	6,212,406	6,212,406
Short-term investment	–	50,915	50,915
Trade receivables	32,921,451	–	32,921,451
Other receivables	345,515	–	345,515
Deposits, bank and cash balances	16,747,501	–	16,747,501
	<hr/> 50,014,467	6,263,321	<hr/> 56,277,788
Financial liabilities			
Loans and borrowings	64,159,161	–	64,159,161
Trade payables	28,135,636	–	28,135,636
Other payables	5,926,840	–	5,926,840
	<hr/> 98,221,637	–	<hr/> 98,221,637



NOTES TO THE FINANCIAL STATEMENTS (CONT'D)

34. FINANCIAL INSTRUMENTS (CONT'D)

(a) Classification of financial instruments (Cont'd)

The following table analyses the financial assets and liabilities in the statements of financial position by the class of financial instruments to which they are assigned, and therefore by the measurement basis: (Cont'd)

	At amortised cost RM	At FVTPL RM	Total RM
Group			
2024			
Financial assets			
Other investments	–	4,500,042	4,500,042
Short-term investment	–	49,246	49,246
Trade receivables	22,058,002	–	22,058,002
Other receivables	383,006	–	383,006
Deposits, bank and cash balances	23,164,672	–	23,164,672
	45,605,680	4,549,288	50,154,968
Financial liabilities			
Loans and borrowings	63,693,092	–	63,693,092
Trade payables	30,703,876	–	30,703,876
Other payables	2,119,564	–	2,119,564
	96,516,532	–	96,516,532
Company			
2025			
Financial assets			
Short-term investment	–	50,915	50,915
Other receivables	1,000	–	1,000
Amount due from subsidiary companies	4,225,507	–	4,225,507
Deposits, bank and cash balances	112,004	–	112,004
	4,338,511	50,915	4,389,426
Financial liabilities			
Other payables	145,887	–	145,887
Amount due to subsidiary companies	2,522,341	–	2,522,341
	2,668,228	–	2,668,228

NOTES TO THE FINANCIAL STATEMENTS (CONT'D)

34. FINANCIAL INSTRUMENTS (CONT'D)

(a) Classification of financial instruments (Cont'd)

The following table analyses the financial assets and liabilities in the statements of financial position by the class of financial instruments to which they are assigned, and therefore by the measurement basis: (Cont'd)

	At amortised cost RM	At FVTPL RM	Total RM
Company			
2024			
Financial assets			
Short-term investment	–	49,246	49,246
Other receivables	15,118	–	15,118
Amount due from subsidiary companies	920,381	–	920,381
Deposits, bank and cash balances	4,855,991	–	4,855,991
	5,791,490	49,246	5,840,736
Financial liabilities			
Other payables	88,300	–	88,300
Amount due to subsidiary companies	3,167,300	–	3,167,300
	3,255,600	–	3,255,600

(b) Net gains and losses arising from financial instruments

	Group		Company	
	2025 RM	2024 RM	2025 RM	2024 RM
Net gains/(losses) on:				
Financial assets measured at				
- amortised cost	(566,948)	(1,986,134)	(137,818)	43,384
- FVTPL	(325,482)	(443,878)	1,669	8,154
Financial liabilities measured at				
- amortised cost	(2,677,600)	(5,220,028)	(271)	(2,677)
	(3,570,030)	(7,650,040)	(136,420)	48,861

(c) Financial risk management objectives and policies

The Group's financial risk management policy is to ensure that adequate financial resources are available for the development of the Group's operations whilst managing its credit, liquidity, foreign currency and interest rate risks. The Group operates within clearly defined guidelines that are approved by the Board and the Group's policy is not to engage in speculative transactions.



NOTES TO THE FINANCIAL STATEMENTS (CONT'D)

34. FINANCIAL INSTRUMENTS (CONT'D)

(c) Financial risk management objectives and policies (Cont'd)

The following sections provide details regarding the Group's exposure to the above-mentioned financial risks and the objectives, policies, processes for the management of these risks.

(i) Credit risk

Credit risk is the risk of a financial loss to the Group if a customer or counterparty to a financial instrument fails to meet its contractual obligations. The Group's exposure to credit risk arises primarily from its receivables from customers and deposits with banks and financial institutions. The Company's exposure to credit risk arises principally from advances to subsidiary companies and financial guarantees given to banks for credit facilities granted to subsidiary companies. There are no significant changes as compared to previous financial year.

The Group has adopted a policy of only dealing with creditworthy counterparties. Management has a credit policy in place to control credit risk by dealing with creditworthy counterparties and deposits with banks and financial institutions with good credit rating. The exposure to credit risk is monitored on an ongoing basis and action will be taken for long outstanding debts.

The Company provides unsecured advances to subsidiary companies. It also provides unsecured financial guarantees to banks for banking facilities granted to subsidiary companies. The Company monitors on an ongoing basis the results of the subsidiary companies and repayments made by the subsidiary companies, where risks of default have been assessed to be low.

At each reporting date, the Group and the Company assess whether any of the receivables and contract assets are credit impaired.

The gross carrying amounts of credit impaired trade receivables and contract assets are written off (either partial or full) when there is no realistic prospect of recovery. This is generally the case when the Group or the Company determines that the debtor does not have assets or sources of income that could generate sufficient cash flows to repay the amounts subject to the write-off. Nevertheless, trade receivables and contract assets that are written off could still be subject to enforcement activities.

The carrying amounts of the financial assets recorded on the statements of financial position at the end of the reporting date represent the Group's and the Company's maximum exposure to credit risk except for financial guarantees provided to banks for banking facilities granted to subsidiary companies and performance bond granted to third parties.

The Company's maximum exposure in this respect is RM62,636,431 (2024: RM62,329,298), representing the outstanding banking facilities to subsidiary companies as at the end of the reporting period. There was no indication that the subsidiary companies would default on repayment as at the end of the reporting period.

There are no significant changes as compared to previous financial year.

NOTES TO THE FINANCIAL STATEMENTS (CONT'D)

34. FINANCIAL INSTRUMENTS (CONT'D)

(c) Financial risk management objectives and policies (Cont'd)

(i) Credit risk (Cont'd)

Credit risk concentration

The Group determines concentrations of credit risk by monitoring the country profile of its trade receivables and contract assets on an ongoing basis. The credit risk concentration profiles of the Group's trade receivables and contract assets, net of loss allowance, at the end of financial year are as follows:

	2025 RM	Group 2024 RM
Malaysia	65,234,831	26,037,156
Gabon	26,566,739	51,104,509
Indonesia	6,174,854	7,033,386
Others	62,325	-
	98,038,749	84,175,051

As at the end of the financial year, the Group has 3 customers (2024: 2 customers) that accounted for approximately 62% (2024: 61%) of all the receivables and contract assets, net of loss allowance.

(ii) Liquidity risk

Liquidity risk refers to the risk that the Group or the Company will encounter difficulty in meeting its financial obligations as they fall due. The Group's and the Company's exposure to liquidity risk arises primarily from mismatches of the maturities of financial assets and liabilities.

The Group's and the Company's funding requirements and liquidity risk are managed with the objective of meeting business obligations on a timely basis. The Group finances its liquidity through internally generated cash flows and minimises liquidity risk by keeping committed credit lines available.

NOTES TO THE FINANCIAL STATEMENTS
(CONT'D)

34. FINANCIAL INSTRUMENTS (CONT'D)

- (c) Financial risk management objectives and policies (Cont'd)
- (ii) Liquidity risk (Cont'd)

The following table analyses the remaining contractual maturity for financial liabilities. The tables have been drawn up based on the undiscounted cash flows of financial liabilities based on the earliest date on which the Group and the Company can be required to pay.

	Contractual interest rate %	On demand or within 1 year RM	1 to 2 years RM	2 to 5 years RM	After 5 years RM	Total contractual cash flows RM	Total carrying amount RM
Group							
2025							
Non-derivative financial liabilities							
Term loans	3.58 - 6.45	4,116,312	1,425,171	2,154,130	2,386,302	10,081,915	8,435,283
Bank overdrafts	7.57 - 8.06	14,325,109	-	-	-	14,325,109	14,325,109
Bankers' acceptance	3.83 - 3.87	5,811,788	-	-	-	5,811,788	5,811,788
Invoice financing	3.60 - 6.84	35,086,981	-	-	-	35,086,981	35,086,981
Revolving credit	6.09	500,000	-	-	-	500,000	500,000
Lease liabilities	4.14 - 5.83	306,956	230,332	262,664	-	799,952	743,309
Trade payables	-	28,135,636	-	-	-	28,135,636	28,135,636
Other payables	-	5,926,840	-	-	-	5,926,840	5,926,840
		94,209,622	1,655,503	2,416,794	2,386,302	100,668,221	98,964,946

NOTES TO THE FINANCIAL STATEMENTS (CONT'D)

34. FINANCIAL INSTRUMENTS (CONT'D)

(c) Financial risk management objectives and policies (Cont'd)

(ii) Liquidity risk (Cont'd)

The following table analyses the remaining contractual maturity for financial liabilities. The tables have been drawn up based on the undiscounted cash flows of financial liabilities based on the earliest date on which the Group and the Company can be required to pay. (Cont'd)

	Contractual interest rate %	On demand or within 1 year RM	1 to 2 years RM	2 to 5 years RM	After 5 years RM	Total contractual cash flows RM	Total carrying amount RM
Group							
2024							
Non-derivative financial liabilities							
Term loans	3.00 - 6.70	2,007,691	1,828,168	4,255,192	5,195,504	13,286,555	10,200,044
Bank overdrafts	7.82 - 8.31	12,727,340	-	-	-	12,727,340	12,727,340
Bankers' acceptance	4.37	5,995,719	-	-	-	5,995,719	5,995,719
Invoice financing	4.79 - 7.22	34,269,989	-	-	-	34,269,989	34,269,989
Revolving credit	6.46	500,000	-	-	-	500,000	500,000
Lease liabilities	4.14 - 5.37	251,728	226,668	188,874	-	667,270	628,391
Trade payables	-	30,703,876	-	-	-	30,703,876	30,703,876
Other payables	-	2,119,564	-	-	-	2,119,564	2,119,564
		88,575,907	2,054,836	4,444,066	5,195,504	100,270,313	97,144,923

NOTES TO THE FINANCIAL STATEMENTS (CONT'D)

34. FINANCIAL INSTRUMENTS (CONT'D)

(c) Financial risk management objectives and policies (Cont'd)

(ii) Liquidity risk (Cont'd)

The following table analyses the remaining contractual maturity for financial liabilities. The tables have been drawn up based on the undiscounted cash flows of financial liabilities based on the earliest date on which the Group and the Company can be required to pay. (Cont'd)

Company 2025	Contractual interest rate %	On demand or within 1 year RM	1 to 2 years RM	2 to 5 years RM	After 5 years RM	Total contractual cash flows RM	Total carrying amount RM
Non-derivative financial liabilities							
Other payables Amount due to subsidiaries companies	-	145,887	-	-	-	145,887	145,887
- non-interest bearing	-	2,522,341	-	-	-	2,522,341	2,522,341
Financial guarantee liabilities *	-	57,198,142	1,356,939	1,949,434	2,131,916	62,636,431	-
		59,866,370	1,356,939	1,949,434	2,131,916	65,304,659	2,668,228
2024							
Non-derivative financial liabilities							
Other payables Amount due to subsidiaries companies	-	88,300	-	-	-	88,300	88,300
- interest bearing	5.00 - 5.40	591,127	-	-	-	591,127	591,127
- non-interest bearing	-	2,576,173	-	-	-	2,576,173	2,576,173
Financial guarantee liabilities *	-	55,024,797	1,562,891	3,262,834	2,478,776	62,329,298	-
		58,280,397	1,562,891	3,262,834	2,478,776	65,584,898	3,255,600

* Based on the maximum amount that can be called for under the financial guarantee contract.

The Company provides unsecured financial guarantee to banks in respect of credit facilities granted to subsidiary companies and performance bond granted to third parties, and monitor on an ongoing basis the performance of the subsidiary companies. At the end of the financial year, there was no indication that the subsidiary companies would default on repayment.

Financial guarantee has not been recognised since the fair value on initial recognition was deemed not material and the probability of the subsidiary companies defaulting on its credit facilities is remote.

NOTES TO THE FINANCIAL STATEMENTS (CONT'D)

34. FINANCIAL INSTRUMENTS (CONT'D)

(c) Financial risk management objectives and policies (Cont'd)

(iii) Market risk

(a) Interest rate risk

The Group's fixed rate deposits placed with licensed banks and financial institutions, and borrowings are exposed to a risk of change in their value due to changes in interest rates. The Group's and the Company's variable rate borrowings are exposed to a risk of change in cash flows due to changes in interest rates.

The Group manages the interest rate risk of its deposits with licensed banks and financial institutions by placing them at the most competitive interest rates obtainable, which yield better returns than cash at bank and maintaining a prudent mix of short and long-term deposits.

The Group manages its interest rate risk exposure from interest bearing borrowings by obtaining financing with the most favourable interest rates in the market. The Group constantly monitors its interest rate risk by reviewing its debts portfolio to ensure favourable rates are obtained. The Group does not utilise interest swap contracts or other derivative instruments for trading or speculative purposes.

The interest rate profile of the Group's and of the Company's significant interest-bearing financial instruments, based on carrying amounts as the end of the reporting period was:

	2025 RM	2024 RM
Group		
Fixed rate instruments		
Financial assets	16,144,924	17,447,354
Financial liabilities	(6,555,097)	(6,834,674)
	9,589,827	10,612,680
Floating rate instruments		
Financial liabilities	(58,347,373)	(57,486,809)
Company		
Floating rate instruments		
Financial assets	4,225,507	920,381
Financial liabilities	-	(591,127)
	4,225,507	329,254

NOTES TO THE FINANCIAL STATEMENTS (CONT'D)

34. FINANCIAL INSTRUMENTS (CONT'D)

(c) Financial risk management objectives and policies (Cont'd)

(iii) Market risk (Cont'd)

(a) Interest rate risk (Cont'd)

Interest rate risk sensitivity analysis

Fair value sensitivity analysis for fixed rate instruments

The Group does not account for any fixed rate financial assets and liabilities at fair value through profit or loss. Therefore, a change in interest rates at the end of the reporting period would not affect profit or loss.

Cash flows sensitivity analysis for floating rate instruments

A change in 1% interest rate at the end of the reporting period would have increased/(decreased) the Group's and the Company's profit/(loss) before tax by RM583,474 (2024: RM574,868) and RM42,255 (2024: RM3,293) respectively, arising mainly as a result of lower/higher interest expense on floating rate loans and borrowings. This analysis assumes that all other variables remain constant. The assumed movement in basis points for interest rate sensitivity analysis is based on the currently observable market environment.

(b) Foreign currency risk

The Group is exposed to foreign currency risk on transactions that are denominated in currencies other than respective functional currencies of the Group. The currencies giving rise to this risk are primarily British Pound Sterling ("GBP"), Singapore Dollar ("SGD"), United State Dollar ("USD") and Euro Dollar ("EUR").

The Group has not entered into any derivative instruments for hedging or trading purposes. Where possible, the Group will apply natural hedging by selling and purchasing in the same currency. However, the exposure to foreign currency risk is monitored from time to time by management to ensure that the net exposure is at an acceptable level.

The carrying amounts of the Group's foreign currency denominated financial assets and financial liabilities at the end of the reporting period are as follows:

	GBP RM	Denominated in SGD RM	USD RM	EUR RM
Group 2025				
Trade receivables	–	–	4,617,503	–
Other receivables	111,199	2,204	2,511	2,963,760
Deposits, bank and cash balances	–	23,418	64,779	19,231
Trade payables	–	(1,812)	(347)	(154,411)
Other payables	–	(102,141)	6,727	–
Term loans	–	(2,002,337)	–	–
Bank overdrafts	–	–	(2,986,714)	–
	111,199	(2,080,668)	1,704,459	2,828,580

NOTES TO THE FINANCIAL STATEMENTS (CONT'D)

34. FINANCIAL INSTRUMENTS (CONT'D)

(c) Financial risk management objectives and policies (Cont'd)

(iii) Market risk (Cont'd)

(b) Foreign currency risk (Cont'd)

The carrying amounts of the Group's foreign currency denominated financial assets and financial liabilities at the end of the reporting period are as follows (Cont'd):

	GBP RM	Denominated in		EUR RM
		SGD RM	USD RM	
Group 2024				
Trade receivables	–	–	5,318,656	3,739,263
Other receivables	114,559	1,893	101,385	1,781,458
Deposits, bank and cash balances	31,002	99,579	4,578,879	42,539
Trade payables	–	(20,115)	–	–
Other payables	–	(122,104)	–	–
Invoice financing	–	(210,665)	–	–
Bank overdrafts	–	(2,226,877)	(2,956,071)	–
	145,561	(2,478,289)	7,042,849	5,563,260

Foreign currency sensitivity analysis

The following table demonstrates the sensitivity of the Group's profit/(loss) before tax to a reasonably possible change in the GBP, SGD, USD and EUR exchange rates against RM, with all other variables held constant.

Change in currency rate	Group Effect on profit/ (loss) before tax	
	2025 RM	2024 RM
GBP Strengthened by 5% (2024: 5%)	5,560	7,278
GBP Weakened by 5% (2024: 5%)	(5,560)	(7,278)
SGD Strengthened by 5% (2024: 5%)	(104,033)	(123,914)
SGD Weakened by 5% (2024: 5%)	104,033	123,914
USD Strengthened by 5% (2024: 5%)	85,223	352,142
USD Weakened by 5% (2024: 5%)	(85,223)	(352,142)
EUR Strengthened by 5% (2024: 5%)	141,429	278,163
EUR Weakened by 5% (2024: 5%)	(141,429)	(278,163)

(d) Fair value of financial instruments

The carrying amounts of short-term receivables, payables, cash and cash equivalents, and short-term borrowings approximate their fair value due to the relatively short-term nature of these financial instruments and insignificant impact of discounting.

It was not practicable to estimate the fair value of investment in unquoted equity due to the lack of comparable quoted prices in an active market and the fair value cannot be reliably measured.

NOTES TO THE FINANCIAL STATEMENTS (CONT'D)

34. FINANCIAL INSTRUMENTS (CONT'D)

(d) Fair value of financial instruments (Cont'd)

The table below analyses financial instruments carried at fair value and those not carried at fair value for which fair value is disclosed, together with their fair values and carrying amounts shown in the statements of financial position.

Group 2025	Fair value of financial instruments carried at fair value			Fair value of financial instruments not carried at fair value			Total fair value RM	Carrying amount RM
	Level 1 RM	Level 2 RM	Level 3 RM	Level 1 RM	Level 2 RM	Level 3 RM		
Financial assets								
Short-term investment	-	50,915	-	-	-	-	50,915	50,915
Other investments	-	6,212,406	-	-	-	-	6,212,406	6,212,406
Financial liabilities								
Lease liabilities	-	-	-	-	743,309	-	743,309	743,309
Term loans	-	-	-	-	8,435,283	-	8,435,283	8,435,283
2024								
Financial assets								
Short-term investment	-	49,246	-	-	-	-	49,246	49,246
Other investments	-	4,500,042	-	-	-	-	4,500,042	4,500,042
Financial liabilities								
Lease liabilities	-	-	-	-	628,391	-	628,391	628,391
Term loans	-	-	-	-	10,200,044	-	10,200,044	10,200,044

NOTES TO THE FINANCIAL STATEMENTS (CONT'D)

34. FINANCIAL INSTRUMENTS (CONT'D)

(d) Fair value of financial instruments (Cont'd)

The table below analyses financial instruments carried at fair value and those not carried at fair value for which fair value is disclosed, together with their fair values and carrying amounts shown in the statements of financial position. (Cont'd)

	Fair value of financial instruments carried at fair value			Fair value of financial instruments not carried at fair value			Total fair value RM	Carrying amount RM
	Level 1 RM	Level 2 RM	Level 3 RM	Level 1 RM	Level 2 RM	Level 3 RM		
Company 2025								
Financial asset								
Short-term investment	-	50,915	-	-	-	-	50,915	50,915
Financial liability								
Amount due to subsidiary companies	-	-	-	-	-	2,522,341	2,522,341	2,522,341
2024								
Financial asset								
Short-term investment	-	49,246	-	-	-	-	49,246	49,246
Financial liability								
Amount due to subsidiary companies	-	-	-	-	-	3,167,300	3,167,300	3,167,300

NOTES TO THE FINANCIAL STATEMENTS (CONT'D)

34. FINANCIAL INSTRUMENTS (CONT'D)

(d) Fair value of financial instruments (Cont'd)

(i) Policy on transfer between levels

The fair value of an asset to be transferred between levels is determined as of the date of the event or change in circumstances that caused the transfer.

There were no transfers between levels during current and previous financial years.

(ii) Level 1 fair value

Level 1 fair value is derived from quoted prices (unadjusted) in active markets for identical assets or liabilities.

(iii) Level 2 fair value

Level 2 fair value is estimated using inputs other than quoted prices included within Level 1 that are observable for the asset or liability, either directly (i.e. as prices) or indirectly (i.e. derived from prices).

Non-derivative financial instruments

Fair value, which is determined for disclosure purposes, is calculated based on the present value of future principal and interest cash flows, discounted at the market rate of interest at the end of the reporting period.

(iv) Level 3 fair value

Level 3 fair value for the financial assets and liabilities are estimated using unobservable inputs.

The following table shows the valuation techniques used in the determination of fair values within Level 3, as well as key unobservable inputs used in valuation method.

Type	Valuation technique and key input	Significant unobservable inputs
Advance from/(to) subsidiary companies	Discounted cash flows using a rate based on the current market rate of borrowing of the Group entities at the reporting date	Interest rate (4.75 - 5.00%)

35. CAPITAL MANAGEMENT

The Group's objectives when managing capital are to safeguard the Group's ability to continue as a going concern in order to provide returns for shareholders and benefits for other stakeholders and to maintain an optimal capital structure to reduce the cost of capital.

In order to maintain or adjust the capital structure, the Group may adjust the amount of dividends paid to shareholders, return capital to shareholders, issue new shares or sell assets to reduce debt.

NOTES TO THE FINANCIAL STATEMENTS (CONT'D)

35. CAPITAL MANAGEMENT (CONT'D)

The Group monitors capital using a gearing ratio. The Group's policy is to maintain a prudent level of gearing ratio that complies with debt covenants and regulatory requirements. The gearing ratio at the end of the reporting period are as follows:

	Group		Company	
	2025 RM	2024 RM	2025 RM	2024 RM
Loans and borrowings (Note 17)	64,159,161	63,693,092	-	-
Lease liabilities (Note 18)	743,309	628,391	-	-
	64,902,470	64,321,483	-	-
Less:				
Short-term investment (Note 11)	(50,915)	(49,246)	(50,915)	(49,246)
Deposits, bank and cash balances	(16,747,501)	(23,164,672)	(112,004)	(4,855,991)
Net debts	48,104,054	41,107,565	(162,919)	(4,905,237)
Total equity	49,657,622	48,315,055	50,823,846	46,870,992
Gearing ratio (times)	0.97	0.85	N/A	N/A

N/A - the gearing ratio is not applicable as the Company has sufficient deposits, bank and cash balances to settle the liabilities as at financial year end.

There were no changes in the Group's and the Company's approach to capital management during the financial year.

36. COMPARATIVE INFORMATION

- (a) The financial statements of the Company for the financial year ended 31 December 2024, were audited by another firm of Chartered Accounts.
- (b) Certain comparatives were reclassified to conform with current financial year's presentation. There was no significant impact to the financial performance in relation to the financial year then ended 31 December 2024.

37. DATE OF AUTHORISATION FOR ISSUE

The financial statements were authorised for issue by the Board of Directors in accordance with a resolution of the Directors on 16 April 2026.

ADDITIONAL COMPLIANCE INFORMATION

1. UTILISATION OF PROCEEDS FROM THE INITIAL PUBLIC OFFERING (“IPO”)

Ecoscience International Berhad (“the Company”) was listed on the ACE Market of Bursa Malaysia Securities Berhad (“Bursa Securities”) on 18 July 2022 (“Listing”). In conjunction with the Listing, the Company undertook a public issuance of 82,169,500 new ordinary shares at an issued price of RM0.30 per ordinary share, raising total gross proceeds of approximately RM24.651 million (“IPO Proceeds”).

The Company has utilised approximately RM19.788 million of the total proceeds raised from the IPO of RM24.651 million with the remaining RM4.863 million unutilised balance for the business expansion (“Unutilised IPO Proceeds”).

The Board of Directors of the Company had on 7 March 2025 resolved to reallocate part of the Unutilised IPO Proceeds from business expansion to the repayment of bank borrowings.

The status of the utilisation of the IPO Proceeds as at 31 March 2026 is as follows:-

Details of Use of Proceeds	Proposed Utilisation RM'000	%	Actual Utilisation RM'000	Balance to be utilised RM'000	Estimated Timeframe for Utilisation Upon Listing
Business expansion	1,500	6	1,223	277	Within 48 months
Working capital	7,851	32	7,851	–	Within 12 months
Repayment of bank borrowings	11,500	47	11,500	–	Within 12 months
Estimated listing expenses	3,800	15	3,800	–	Within 1 month
Total	24,651	100	24,374	277	

The utilisation of IPO Proceeds as disclosed above should be read in conjunction with the Prospectus for the Listing dated 21 June 2022 and the announcement for the extension of the timeframe for the utilisation of IPO proceeds dated 17 May 2024.

2. AUDIT AND NON-AUDIT FEES

The amount of audit and non-audit fees paid or payable to the External Auditors by the Company and its subsidiaries (“Group”) for the financial year ended 31 December 2025 (“FYE 2025”) are as follows:

	Group (RM)	Company (RM)
Audit fee	220,761	80,000
Non-audit fee	10,000	10,000

3. MATERIAL CONTRACTS

There were no material contracts (not being contracts entered into in the ordinary course of business) which had been entered into by the Group involving the Directors and/or major shareholders’ interest either still subsisting during the financial year under review.

4. RECURRENT RELATED PARTY TRANSACTIONS (“RRPT”)

Significant RRPT of a revenue and/or trading nature entered into by the Company and/or the Group are disclosed in Note 31 of the Notes to the Financial Statements for the FYE 2025 on page 125 of this Annual Report.

ADDITIONAL COMPLIANCE INFORMATION (CONT'D)

DISCLOSURE OF FINANCIAL DATA FOR SHARIAH SCREENING

Pursuant to Rule 9.25A of the ACE Market Listing Requirements, below are the financial data that are relevant for purpose of Shariah screening by the Shariah Advisory Council of the Securities Commission Malaysia. These include financial data on Shariah non-permissible income arising from the Group's business activities and interest-based financial position.

(a) Group Total Income and Total Assets

Total Income	Remarks	Group	
		2025 (RM)	2024 (RM)
Revenue		133,429,691	144,314,343
Interest/Finance income		477,945	316,292
Total		133,907,636	144,630,635
Total Assets		163,676,585	150,976,365

(b) Business Activities

Shariah Non-Compliant Activities	Remarks	Group	
		2025 (RM)	2024 (RM)
Interest income	Conventional	255,749	230,745
Total		255,749	230,745

(c) Component of Financial Position

(i) Cash Component

Islamic Account/Instruments	Remarks	Group	
		2025 (RM)	2024 (RM)
Cash and bank balances (exclude cash in hand)		81,076	80,128
Money market instruments		50,915	49,246
Fixed deposits with licensed banks		5,037,170	4,387,973
Total Cash		5,169,161	4,517,348
Conventional Account/Instruments			
Cash and bank balances (exclude cash in hand)		521,501	5,637,190
Fixed deposits with licensed banks		11,107,754	13,059,381
Total Cash		11,629,255	18,696,571



ADDITIONAL COMPLIANCE INFORMATION (CONT'D)

DISCLOSURE OF FINANCIAL DATA FOR SHARIAH SCREENING (CONT'D)

(c) Component of Financial Position (Cont'd)

(ii) Debt Component

Islamic Financing	Remarks	Group	
		2025 (RM)	2024 (RM)
Current			
Bank borrowings		6,311,788	6,495,719
Bank overdrafts		4,445,620	4,428,364
Term loans		597,576	546,768
Non-Current			
Term loans		1,656,998	2,342,849
Total Financing		13,011,982	13,813,700
Conventional Borrowing			
Current			
Bank borrowings		35,086,981	34,269,989
Lease liabilities		282,268	229,501
Term loans		2,772,556	1,025,833
Bank overdrafts		9,879,489	8,298,976
Non-Current			
Term loans		3,408,153	6,284,594
Lease liabilities		461,041	398,890
Total Debt		51,890,488	50,507,783

LIST OF PROPERTIES

No	Location	Description/ Existing Use	Area (Sq. Metres)	Tenure	Date of Revaluation/ Date of Acquisition	Age of Building (Years)	Carrying Amount as at 31/12/2025 (RM'000)
1	PL0 555 & PLO 506, Jalan Keluli 8, Pasir Gudang Industrial Estate, 81700 Pasir Gudang, Johor	A single-storey factory building annexed with a 3-storey office building/Head Office and manufacturing plant	Gross floor area: 103,344 for factory and 9,300 for office	60 years leasehold expiring on 2 July 2067 (remaining tenure of 42 years)	24 August 2016 (Revaluation)	19	11,731
2	2 Venture Drive, #13-04 Vision Exchange, Singapore 608526	Office unit at 13th floor of 25-storey office tower/ Office	517	99 Years leasehold expiring on 9 June 2112 (remaining tenure of 87 years)	15 September 2017	12	3,369
3	Block C-627, Jalan PJU 1a/2, Oasis Damansara, 47301 Petaling Jaya, Selangor	Commercial building/Rented to Jom Cars & Tours Sdn Bhd	879	Freehold	22 May 2012	10	467
4	Block D1-613, Jalan PJU 1a/2, Oasis Damansara, 47301 Petaling Jaya, Selangor	Service apartment unit/Vacant	1,034	Freehold	19 February 2013	10	597

ANALYSIS OF SHAREHOLDING

AS AT 31 MARCH 2026

SHARE CAPITAL

Total number of issued Shares	:	374,000,000
Class of Shares	:	Ordinary Shares
Voting Rights	:	One (1) vote for each ordinary share

DISTRIBUTION OF SHAREHOLDINGS

AS AT 31 MARCH 2026

SIZE OF SHAREHOLDINGS	No. of shareholders	Percentage of shares(%)	No. of Shares	Percentage of shares (%)
LESS THAN 100	1	0.08	12	0.00
100 TO 1,000	291	25.87	108,800	0.03
1,001 TO 10,000	385	34.22	2,185,088	0.59
10,001 TO 100,000	289	25.69	11,385,900	3.04
100,001 TO 18,699,999*	156	13.87	169,010,836	45.19
18,700,000 AND ABOVE**	3	0.27	191,309,364	51.15
	1,125	100.00	374,000,000	100.00

* Less than 5% of issued shares

** 5% and above of issued shares

DIRECTORS' SHAREHOLDINGS

AS AT 31 MARCH 2026

NO.	NAMES	Direct		Indirect	
		No. of Shares	Percentage of shares held (%)	No. of Shares	Percentage of shares held (%)
1	DATO' TAN YEE BOON	200,000	0.05	-	-
2	WONG CHOI ONG	19,644,100	5.25	153,117,000 ⁽¹⁾	40.94
3	THING JIN SUAN	820,000	0.22	-	-
4	LAW SANG THIAM	200,000	0.05	-	-
5	ANG CHYE KIAN	100,000	0.03	-	-
6	SHU LING LING	-	-	-	-

(Appointed on 3 June 2025)

Note:

⁽¹⁾ Deemed interested by virtue of his indirect shareholdings in Rajawali Wang Sdn. Bhd. through Caiwan Capital Sdn. Bhd. and Visionary Support Sdn. Bhd. pursuant to Section 8 of the Companies Act 2016 and indirect interest held through his daughter, Wong Pei Li's shareholdings in the Company.



ANALYSIS OF SHAREHOLDING (CONT'D)

LIST OF SUBSTANTIAL SHAREHOLDERS

AS AT 31 MARCH 2026

NO.	NAMES	Direct		Indirect	
		No. of Shares	Percentage of shares held (%)	No. of Shares	Percentage of shares held (%)
1	RAJAWALI WANG SDN. BHD.	153,000,000	40.91	-	-
2	DYNAGEAR TECHNOLOGIES SDN. BHD.	-	-	153,000,000 ⁽¹⁾	40.91
3	VISIONARY SUPPORT SDN. BHD.	-	-	153,000,000 ⁽¹⁾	40.91
4	CAIWAN CAPITAL SDN. BHD.	-	-	153,000,000 ⁽¹⁾	40.91
5	WONG CHOI ONG	19,644,100	5.25	153,117,000 ⁽²⁾	40.94
6	PAN KUM WAN	-	-	164,393,927 ⁽³⁾	43.96
7	WONG YEW CHOO	18,881,364	5.05	-	-

Notes:

- (1) Deemed interested by virtue of its shareholdings in Rajawali Wang Sdn. Bhd. pursuant to Section 8 of the Companies Act 2016.
- (2) Deemed interested by virtue of his indirect shareholdings in Rajawali Wang Sdn. Bhd. through Caiwan Capital Sdn. Bhd. and Visionary Support Sdn. Bhd. pursuant to Section 8 of the Companies Act 2016 and indirect interest held through his daughter, Wong Pei Li's shareholdings in the Company.
- (3) Deemed interested by virtue of his indirect shareholdings in Rajawali Wang Sdn. Bhd. through Dynagear Technologies Sdn. Bhd. and Visionary Support Sdn. Bhd. pursuant to Section 8 of the Companies Act 2016 and indirect interest held through his spouse, Li Siok Go's and his sons, Pan Ching Looi's and Pan Ching Yeong's shareholdings in the Company.

LIST OF TOP 30 SHAREHOLDERS/DEPOSITORS

AS AT 31 MARCH 2026

NO.	Name of Shareholders	No. of Shares	Percentage of shares held (%)
1	RAJAWALI WANG SDN. BHD.	153,000,000	40.91
2	ALLIANCEGROUP NOMINEES (TEMPATAN) SDN. BHD. PLEDGED SECURITIES ACCOUNT FOR WONG CHOI ONG (7014162)	19,428,000	5.20
3	WONG YEW CHOO	18,881,364	5.05
4	LIM SIEW KUEN	16,204,850	4.33
5	LI SIOK GO	10,069,727	2.69
6	LEW MUN YEE	9,749,000	2.61
7	MAYBANK NOMINEES (TEMPATAN) SDN. BHD. PLEDGED SECURITIES ACCOUNT FOR NOMIS SIM SIANG LENG	8,511,600	2.28
8	PUBLIC NOMINEES (TEMPATAN) SDN. BHD. PLEDGED SECURITIES ACCOUNT FOR TIONG LEE CHIAN (E-TSA/TPG)	8,347,200	2.23
9	KENANGA NOMINEES (TEMPATAN) SDN. BHD. RAKUTEN TRADE SDN. BHD. FOR ANDY TAN BOON KIONG	7,637,710	2.04
10	TAY HONG SING	5,691,400	1.52



ANALYSIS OF SHAREHOLDING (CONT'D)

LIST OF TOP 30 SHAREHOLDERS/DEPOSITORS (CONT'D)

AS AT 31 MARCH 2026

No.	Name of Shareholders	No. of Shares	Percentage of shares held (%)
11	GOH YU MENG	5,150,565	1.38
12	THAM YEW LEONG	5,124,000	1.37
13	LEE YOON HUAT	4,410,900	1.18
14	YOH SHEUE SHYUAN	4,184,600	1.12
15	LOW GUAN HONG	3,865,000	1.03
16	CHONG KOK HOE	3,448,000	0.92
17	TIA TUAN SIM	3,285,684	0.88
18	WOO CHIEW LOONG	3,158,400	0.84
19	WOO CHIEW LOONG	3,000,000	0.80
20	CIMSEC NOMINEES (TEMPATAN) SDN. BHD. CIMB FOR SIM KENG CHOR (PB)	3,000,000	0.80
21	MAYBANK NOMINEES (TEMPATAN) SDN. BHD. PLEDGED SECURITIES ACCOUNT FOR BONNY OOI BOON YIK	2,968,200	0.79
22	CHUA YEIN YEIN	2,749,600	0.74
23	PONG CHIN HUAT	1,833,400	0.49
24	LEE SIAU LUN	1,577,800	0.42
25	LEE MING GEOK	1,500,000	0.40
26	PUBLIC NOMINEES (TEMPATAN) SDN. BHD. PLEDGED SECURITIES ACCOUNT FOR LIM AI LENG (E-KLG/TSK)	1,500,000	0.40
27	PAN CHING LOOI	1,300,000	0.35
28	ALLIANCEGROUP NOMINEES (TEMPATAN) SDN. BHD. PLEDGED SECURITIES ACCOUNT FOR LOW GUAN HONG (7006356)	1,292,800	0.35
29	CARTABAN NOMINEES (TEMPATAN) SDN. BHD. EXEMPT AN FOR STANDARD CHARTERED BANK MALAYSIA BERHAD (WEALTH MANAGEMENT) (TEMPATAN)	1,261,000	0.34
30	HENG CHENG FOOK	1,173,500	0.31



ANALYSIS OF WARRANT HOLDINGS

AS AT 31 MARCH 2026

WARRANT

Total number of issued Warrants	:	186,999,999
Exercise price	:	RM0.41
Expiry Date	:	20 December 2026

DISTRIBUTION OF WARRANT HOLDINGS

AS AT 31 MARCH 2026

SIZE OF WARRANT HOLDINGS	No. of holders	Percentage of holders(%)	No. of warrants	Percentage of warrants (%)
LESS THAN 100	214	21.50	10,661	0.01
100 TO 1,000	152	15.28	80,526	0.04
1,001 TO 10,000	333	33.47	1,420,300	0.76
10,001 TO 100,000	180	18.09	7,144,000	3.82
100,001 TO 9,349,998*	113	11.36	82,689,830	44.22
9,349,999 AND ABOVE**	3	0.30	95,654,682	51.15
	995	100.00	186,999,999	100.00

* Less than 5% of issued warrants

** 5% and above of issued warrants

DIRECTORS' WARRANT HOLDINGS

AS AT 31 MARCH 2026

NO.	NAMES	Direct		Indirect	
		No. of warrants	Percentage of warrant held (%)	No. of warrants	Percentage of warrant held (%)
1	DATO' TAN YEE BOON	100,000	0.05	-	-
2	WONG CHOI ONG	9,714,000	5.20	76,558,500 ⁽¹⁾	40.94
3	THING JIN SUAN	410,000	0.22	-	-
4	LAW SANG THIAM	100,000	0.05	-	-
5	ANG CHYE KIAN	7,100	0.00	-	-
6	SHU LING LING	-	-	-	-

(Appointed on 3 June 2025)

Note:

⁽¹⁾ Deemed interested by virtue of his indirect warrant holdings in Rajawali Wang Sdn. Bhd. through Caiwan Capital Sdn. Bhd. and Visionary Support Sdn. Bhd. pursuant to Section 8 of the Companies Act 2016 and indirect interest held through his daughter, Wong Pei Li's warrant holdings in the Company.



ANALYSIS OF WARRANT HOLDINGS (CONT'D)

LIST OF TOP 30 WARRANT HOLDERS

AS AT 31 MARCH 2026

No.	Name of Warranholders	No. of Warrants	Percentage of warrant held (%)
1	RAJAWALI WANG SDN. BHD.	76,500,000	40.91
2	ALLIANCEGROUP NOMINEES (TEMPATAN) SDN. BHD. PLEDGED SECURITIES ACCOUNT FOR WONG CHOI ONG (7014162)	9,714,000	5.20
3	WONG YEW CHOO	9,440,682	5.05
4	CHONG KOK HOE	6,621,000	3.54
5	LI SIOK GO	5,034,863	2.69
6	MAYBANK NOMINEES (TEMPATAN) SDN. BHD. PLEDGED SECURITIES FOR NOMIS SIM SIANG LENG	4,938,400	2.64
7	APEX NOMINEES (TEMPATAN) SDN. BHD. PLEDGED SECURITIES ACCOUNT FOR SEIK YEE KOK	3,843,800	2.06
8	LIM SIEW KUEN	2,929,625	1.57
9	TAY HONG SING	2,778,600	1.49
10	CITIGROUP NOMINEES (ASING) SDN. BHD. UBS AG	2,272,750	1.22
11	RHB NOMINEES (TEMPATAN) SDN. BHD. PLEDGED SECURITIES ACCOUNT FOR LIEW SEN HOI	2,250,000	1.20
12	LEE YOON HUAT	2,205,450	1.18
13	AFFIN HWANG NOMINEES (TEMPATAN) SDN. BHD. PLEDGED SECURITIES ACCOUNT FOR KAN YOON KEONG	2,100,000	1.12
14	SOO LIN KHAI	2,000,000	1.07
15	RHB NOMINEES (TEMPATAN) SDN. BHD. PLEDGED SECURITIES ACCOUNT FOR LIEW KANG LEONG	2,000,000	1.07
16	YOH SHEUE SHYUAN	1,941,300	1.04
17	LOW GUAN HONG	1,932,500	1.03
18	TIA TUAN SIM	1,838,442	0.98
19	RAYMOND TOH MENG HUI	1,500,000	0.80
20	WOO CHIEW LOONG	1,500,000	0.80
21	CHUA YEIN YEIN	1,227,300	0.66
22	KENANGA NOMINEES (TEMPATAN) SDN. BHD. - RAKUTEN TRADE SDN. BHD. FOR EWE YEE HWAN	1,150,000	0.62
23	LIM CHUN YOW	1,112,000	0.60
24	PUBLIC NOMINEES (TEMPATAN) SDN. BHD. PLEDGED SECURITIES ACCOUNT FOR NG IIN SIM (E-KBU)	1,000,000	0.54
25	PHANG SUN WAH	990,000	0.53
26	PUBLIC NOMINEES (TEMPATAN) SDN. BHD. PLEDGED SECURITIES ACCOUNT FOR CHAN KAI CHEONG (E-BPJ)	940,100	0.50
27	PONG CHIN HUAT	916,700	0.49
28	WOO CHIEW LOONG	850,000	0.46
29	CHIN WOON YEE	750,000	0.40
30	PUBLIC NOMINEES (TEMPATAN) SDN. BHD. PLEDGED SECURITIES ACCOUNT FOR LIM AI LENG (E-KLG/TSK)	750,000	0.40



NOTICE OF FIFTH ANNUAL GENERAL MEETING

NOTICE IS HEREBY GIVEN that the Fifth Annual General Meeting (“5th AGM” or “Meeting”) of Ecoscience International Berhad (“Ecoscience” or “the Company”) will be held at Pendeta 123, Palm Resort Golf & Country Club, Jalan Persiaran, Off Jalan Jumbo, 81250 Senai, Johor on Monday, 25 May 2026 at 2:30 p.m. or at any adjournment thereof, to transact the following businesses, with or without any modifications:-

AGENDA

AS ORDINARY BUSINESS:

- | | | |
|----|---|--|
| 1. | To receive the Audited Financial Statements for the financial year ended 31 December 2025 together with the Reports of the Directors and Auditors thereon. | <i>Please refer to
Explanatory Note 1</i> |
| 2. | To approve the payment of Directors’ fees and/or benefits of up to RM230,000 for the period commencing from the date immediately after this 5 th AGM until the next Annual General Meeting (“AGM”) of the Company. | <i>Ordinary Resolution 1</i> |
| 3. | To re-elect the following Directors who retire by rotation pursuant to Clause 76(3) of the Company’s Constitution:-

(a) Mr. Law Sang Thiam
(b) Mr. Wong Choi Ong | <i>Ordinary Resolution 2
Ordinary Resolution 3</i> |
| 4. | To re-elect Ms. Shu Ling Ling as a Director of the Company pursuant to Clause 78 of the Company’s Constitution. | <i>Ordinary Resolution 4</i> |
| 5. | To re-appoint TGS TW PLT as Auditors of the Company until the conclusion of the next AGM and to authorised the Directors to fix their remuneration. | <i>Ordinary Resolution 5</i> |

AS SPECIAL BUSINESS:

To consider and if thought fit, pass the following resolution:-

- | | | |
|----|---|------------------------------|
| 6. | GENERAL AUTHORITY FOR THE DIRECTORS TO ISSUE AND ALLOT SHARES PURSUANT TO SECTIONS 75 AND 76 OF THE COMPANIES ACT 2016 (“ACT”) | <i>Ordinary Resolution 6</i> |
|----|---|------------------------------|

“THAT subject always to the Constitution of the Company, the Act, the ACE Market Listing Requirements of Bursa Malaysia Securities Berhad (“Bursa Securities”) and the approvals of the relevant governmental/regulatory authorities, where required, the Directors of the Company, be and are hereby authorised and empowered pursuant to Sections 75 and 76 of the Act, to issue and allot new ordinary shares in the Company (“Shares”) to such persons, at any time, and upon such terms and conditions and for such purposes as the Directors may, in their absolute discretion, deem fit, provided that the aggregate number of shares to be issued does not exceed ten per centum (10%) of the total number of issued shares of the Company (excluding treasury shares, if any) at any point of time (“Mandate”) AND the Directors be and also empowered to obtain the approval for the listing of and quotation for the additional Shares so issued on Bursa Securities AND such authority shall continue in force until the conclusion of the next AGM of the Company held next after the approval was given or at the expiry of the period within which the next AGM is required to be held after the approval was given, whichever is the earlier.

AND THAT the new Shares to be issued pursuant to the Mandate, shall, upon issuance and allotment, rank *pari passu* in all respects with the existing shares of the Company, save and except that they shall not be entitled to any dividends, rights, allotments and/or any other forms of distribution that which may be declared, made or paid before the date of allotment of such new Shares.”

- | | | |
|----|---|--|
| 7. | To transact any other business of which due notice shall have been given. | |
|----|---|--|



NOTICE OF FIFTH ANNUAL GENERAL MEETING (CONT'D)

By order of the Board

TEA SOR HUA (MACS 01324) (CCM PC NO.: 201908001272)
LEE XIANG YEE (MAICSA 7068124) (CCM PC No.: 202408000069)
Company Secretaries

Petaling Jaya, Selangor Darul Ehsan
Date: 24 April 2026

Notes:

1. A member who is entitled to attend, participate, speak and vote at the Meeting shall be entitled to appoint a proxy or in the case of a corporation, to appoint a duly authorised representative to attend, participate, speak and vote at the Meeting in his/her stead. Where a member appoints more than one (1) proxy, he/she shall specify the proportion of his/her shareholdings to be represented by each proxy.
2. A proxy may, but need not, be a member of the Company. A member may appoint any person to be his proxy. A proxy appointed to attend and vote at the Meeting shall have the same rights as the member to speak and vote at the Meeting.
3. The instrument appointing a proxy shall be in writing under the hand of the appointor or of his attorney duly authorised in writing or, if the appointor is a corporation, either under the seal or under the hand of an officer or attorney duly authorised.
4. Where a member of the Company is an authorised nominee as defined under the Securities Industry (Central Depositories) Act 1991, it may appoint not more than two (2) proxies in respect of each securities account it holds with ordinary shares of the Company standing to the credit of the said securities account.
5. Where a member of the Company is an exempt authorised nominee which holds ordinary shares in the Company for multiple beneficial owners in one (1) securities account ("omnibus account"), there is no limit to the number of proxies which the exempt authorised nominee may appoint in respect of each omnibus account it holds. The appointment of multiple proxies shall not be valid unless the proportion of its shareholdings represented by each proxy is specified.
6. To be valid, the instrument appointing a proxy may be made in a hard copy form or by an electronic form in the following manner and must be received by the Company not less than forty-eight (48) hours before the time for holding the Meeting or adjourned general meeting at which the person named in the appointment proposes to vote:-
 - (i) In hard copy form

In the case of an appointment made in hard copy form, the proxy form must be deposited at the office of the Share Registrar of the Company situated at S-4-04, The Gamuda Biz Suites, Jalan Anggerik Vanilla 31/99, Kota Kemuning, 40460 Shah Alam, Selangor Darul Ehsan, Malaysia.
 - (ii) By electronic form

The proxy form can be electronically lodged via Symphony Corporate Services Sdn. Bhd. ("Symphony Portal") website at <https://symphonycorporateservices.com.my> (Domain Registration No. D1C534619-MYNIC). Please refer to the Administrative Guide on the procedure for electronic lodgement of proxy form via Symphony Portal.
7. For the purpose of determining a member who shall be entitled to attend the Meeting, the Company will be requesting Bursa Malaysia Depository Sdn. Bhd. in accordance with Clause 55 of the Company's Constitution to issue a General Meeting Record of Depositors as at **18 May 2026**. Only members whose names appear in the General Meeting Record of Depositors as at **18 May 2026** shall be regarded as members and entitled to attend and vote at the Meeting.



NOTICE OF FIFTH ANNUAL GENERAL MEETING (CONT'D)

8. All the resolutions as set out in this Notice of Meeting will be put to vote by poll.
9. The members are advised to refer to the Administrative Guide on the registration process for the Meeting.
10. Kindly check Bursa Securities' website and the Company's website at www.ecosciencegroup.com for the latest updates on the status of the Meeting.

EXPLANATORY NOTES TO ORDINARY AND SPECIAL BUSINESS

1. Item 1 of the Agenda – Audited Financial Statements for the financial year ended 31 December 2025

The Agenda is meant for discussion only as the provision of Section 340(1)(a) of the Act does not require a formal approval of the shareholders for the Audited Financial Statements. Hence, this agenda is not put forward for voting.

2. Item 2 of the Agenda – Directors' Fees and/or Benefits

Pursuant to Section 230(1) of the Act, the directors' fees and/or benefits payable to the directors of a listed company and its subsidiaries shall be approved by the shareholders at a general meeting. This resolution is to facilitate the payment of Directors' fees and/or benefits for the period commencing from the date immediately after this 5th AGM until the date of the next AGM of the Company. If the proposed amount is insufficient due to more meetings or an enlarged Board size, approval will be sought at the next AGM for such shortfall.

3. Items 3 and 4 of the Agenda – Re-election of Directors

Clause 76(3) of the Company's Constitution provides that one-third (1/3) of the Directors of the Company for the time being or if their number is not three (3) or a multiple of three (3), then the number nearest to one-third (1/3), shall retire from office and be eligible for re-election PROVIDED ALWAYS that all Directors shall retire from office at least once every three (3) years but shall be eligible for re-election.

Clause 78 of the Company's Constitution provides that any Director so appointed either to fill up a casual vacancy or as an addition to the Directors shall hold office until the next AGM, and shall then be eligible for re-election.

Following thereto, Mr. Law Sang Thiam and Mr. Wong Choi Ong will retire by rotation pursuant to Clause 76(3) of the Company's Constitution whereas Ms. Shu Ling Ling will retire pursuant to Clause 78 of the Company's Constitution (collectively referred to as "Retiring Directors"). The Retiring Directors being eligible, have offered themselves for re-election at the 5th AGM.

The Board has endorsed the Nomination Committee's recommendation to seek the shareholders' approval to re-elect Retiring Directors as they possess the required skill sets to facilitate and contribute to the Board's effectiveness and value.

The Retiring Directors had abstained from all deliberations and decisions on their own eligibility to stand for re-election at the Board meeting.

The details and profile of the Retiring Directors are provided in the Directors' Profile contained in the Company's Annual Report 2025.



NOTICE OF FIFTH ANNUAL GENERAL MEETING (CONT'D)

4. **Item 6 of the Agenda – General Authority for the Directors to Issue and Allot Shares pursuant to Sections 75 and 76 of the Act**

The Ordinary Resolution 6 proposed under item 6 of the Agenda is to seek a general mandate for issuance and allotment of shares by the Company pursuant to Sections 75 and 76 of the Act. This Ordinary Resolution, if passed, will empower the Directors to issue and allot new shares in the Company up to an amount not exceeding in total ten per centum (10%) of the total number of issued shares of the Company (excluding treasury shares, if any) for such purposes as the Directors consider would be in the interest of the Company. This would avoid any delay and cost involved in convening a general meeting to approve the issuance and allotment of such shares. This authority, unless revoked or varied by the Company at a general meeting, will expire at the conclusion of the next AGM or the expiration of the period within which the next AGM is required by law to be held, whichever is earlier.

This general mandate will provide flexibility to the Company for issuance and allotment of shares for any possible fund-raising activities, including but not limited to further placing of shares, for the purpose of funding current and/or future project(s), working capital, acquisitions, investments and/or for issuance of shares as a form of settlement of purchase consideration or repayment of borrowings or debt settlement/ repayment or such other applications as the Directors may deem fit and expedient in the best interest of the Company.

The Company had at its 4th AGM, obtained a general mandate pursuant to Sections 75 and 76 of the Act from its shareholders, to empower the Directors to issue and allot shares in the Company to such persons, at any time, and upon such terms and conditions and for such purposes, as the Directors may, in their absolute discretion, deem fit, provided that the aggregate number of shares to be issued does not exceed ten per centum (10%) of the total number of issued shares of the Company (excluding treasury shares, if any) at any point of time.

As at the date of this Notice, no new Shares in the Company were issued and allotted pursuant to the general mandate granted to the Directors at the 4th AGM, which will lapse at the conclusion of the Meeting.



ADMINISTRATIVE GUIDE

FOR THE FIFTH ANNUAL GENERAL MEETING (“5TH AGM”)

Type Of Meeting	:	Physical 5 th Annual General Meeting
Date	:	Monday, 25 May 2026
Time	:	2:30 p.m. or at any adjournment thereof
Venue	:	Pendeta 123, Palm Resort Golf & Country Club, Jalan Persiaran, Off Jalan Jumbo, 81250 Senai, Johor

NOTES RELATING TO REGISTRATION AND PROXY

1. Registration will start at 1:30 p.m. and **will end at a time as directed by the Chairman of the meeting**. The attendances are encouraged to be punctual.
2. Please produce your **ORIGINAL** Identity Card (“I/C”) or Passport (for foreigners) during registration for verification. No photocopy of I/C or Passport will be accepted. The registration will be by way of electronic registration, using MyKad device. Please make sure you collect your I/C thereafter.
3. After verification and registration, you will be given an identification wristband. If you are attending the 5th AGM as a member as well as proxy, you will be registered once and will be given a wristband to enter the meeting hall. No person will be allowed to enter the meeting hall without wearing the wristband.
4. A member whose name appears in the Record of Depositors on **18 May 2026** shall be regarded as a member entitled to attend and vote at the meeting or to appoint proxy to attend and vote on its behalf at the meeting.
5. If you are unable to attend and vote in the 5th AGM, you may appoint the Chairman of the Meeting as your proxy and indicate the voting instructions in the Form of Proxy. A proxy may but need not be a member of the Company.
6. Where a member of the Company is an authorised nominee as defined under the Securities Industry (Central Depositories) Act 1991, it may appoint not more than two (2) proxies in respect of each securities account it holds with ordinary shares of the Company standing to the credit of the said securities account.
7. Where a member of the Company is an exempt authorised nominee which holds ordinary shares in the Company for multiple beneficial owners in one (1) securities account (“omnibus account”), there is no limit to the number of proxies which the exempt authorised nominee may appoint in respect of each omnibus account it holds. The appointment of multiple proxies shall not be valid unless the proportion of its shareholdings represented by each proxy is specified.
8. To be valid, the instrument appointing a proxy may be made in a hard copy form or by an electronic form in the following manner and must be received by the Company not less than forty-eight (48) hours before the time for holding the Meeting or adjourned general meeting at which the person named in the appointment proposes to vote:-

(i) **In hard copy form**

In the case of an appointment made in hard copy form, the proxy form must be deposited at the office of the Share Registrar of the Company situated at S-4-04, The Gamuda Biz Suites, Jalan Anggerik Vanilla 31/99, Kota Kemuning, 40460 Shah Alam, Selangor Darul Ehsan, Malaysia.

(ii) **By electronic form**

The proxy form can be electronically lodged via Symphony Corporate Services Sdn. Bhd. (“Symphony Portal”) website at <https://symphonycorporateservices.com.my> (Domain Registration No. D1C534619-MYNIC) Please refer to the Administrative Guide on the procedure for electronic lodgement of proxy form via Symphony Portal.



ADMINISTRATIVE GUIDE (CONT'D)

POLL VOTING

Pursuant to Paragraph 8.29A(1) of the ACE Market Listing Requirements of Bursa Malaysia Securities Berhad, all resolutions set out in the Notice of the 5th AGM of our Company shall be put to vote by way of a poll. Our Company has appointed Symphony Corporate Services Sdn. Bhd. as the Poll Administrator to conduct the poll voting and Propoll Solutions Sdn. Bhd. as the Independent Scrutineer to verify the poll results.

RESULTS OF THE VOTING

The results of the voting for all resolutions will be announced at the 5th AGM and released to Bursa Malaysia Securities Berhad, which can be viewed from its website.

RECORDING OR PHOTOGRAPHY

Unauthorised recording or photography of the proceedings of the 5th AGM is strictly prohibited.

NO DOOR GIFT

There will be no distribution of door gift or e-vouchers at the 5th AGM.

ENQUIRIES

If you have any enquiry relating to the 5th AGM, please contact our Share Registrar during office hours from 9:00 a.m. to 5:00 p.m. on Mondays to Fridays:

Symphony Corporate Services Sdn. Bhd.

Registration No. 201201037454 (1021936-V)

S-4-04, The Gamuda Biz Suites,

Jalan Anggerik Vanilla 31/99, Kota Kemuning,

46460 Shah Alam, Selangor Darul Ehsan.

Telephone Number : +6016-439 7718

Fax Number : +603-5131 9134

Email : symphonycorporateservices@gmail.com



ADMINISTRATIVE GUIDE (CONT'D)

ANNEXURE A

PROCEDURE FOR ELECTRONIC SUBMISSION OF FORM OF PROXY

Dear Valued Shareholders of ECOSCIENCE INTERNATIONAL BERHAD,

We are pleased to inform that you have the option to submit proxy forms by electronic means through the Symphony Portal at <https://www.symphonycorporateservices.com.my> (Domain Registration No. D1C534619) ("E-proxy form").

To submit the E-proxy form via the Symphony Portal, kindly read and follow the guidance notes set out below:-

1. Sign up as a user in Symphony Portal at <https://www.symphonycorporateservices.com.my> (Domain Registration No. D1C534619)
 - Click Login/Register followed by <<Register New User>> to register as a new user.
 - Complete the registration by filling up the information required and upload a clear copy of your MyKAD (both front and back) or Passport.
 - Read and agree the terms and conditions and thereafter, submit your registration.
 - Please enter a valid email address in order for you to receive the verification email from Symphony Corporate Services Sdn. Bhd. ("Symphony").
 - Your registration will be verified and approved by Symphony. Once approved, an email notification will be sent to you.
 - If you are already an existing user with Symphony Portal, you are not required to register again.
2. Proceed with submission of E-proxy form
 - After the announcement of the Notice of the Meeting been made by the Company, you may login to Symphony Portal with your user name (i.e. email address) and password.
 - Click "**E-PROXY LODGEMENT**" and select "**ECOSCIENCE INTERNATIONAL BERHAD**" for the submission of the E-proxy form.
 - Appoint your proxy(ies) or the Chairman of the Meeting and complete the particulars of your proxy(ies) to vote on your behalf.
 - Review and confirm your proxy(ies) appointment.
 - Read and agree to the terms and conditions, and thereafter, submit your E-proxy form.
 - An email notification will be sent to you to acknowledge your submission.

Should you need any assistance on your E-proxy form submission, please contact us.

Thank you.

Symphony Corporate Services Sdn. Bhd. [201201037454 (1021936-V)]
S-4-04, The Gamuda Biz Suites,
Jalan Anggerik Vanilla 31/99, Kota Kemuning,
46460 Shah Alam, Selangor Darul Ehsan.

Telephone Number : +6016-439 7718
Fax Number : +603-5131 9134
Email : symphonycorporateservices@gmail.com



ECOSCIENCE INTERNATIONAL BERHAD
202001024633 (1380953-M)
(Incorporated in Malaysia)

CDS Account No.
No. of Shares held

PROXY FORM

I/We* _____
(Full name in block and NRIC No. / Registration No.)

Tel. No.: _____ of _____
(Address)

(Address)

with email address _____ mobile phone no. _____

being a member of Ecoscience International Berhad ("the Company"), hereby appoint(s):-

Full Name (in Block)	NRIC/Passport No.	Proportion of Shareholdings	
		No. of Shares	%
Address	Email address & contact number		

and / or* (*delete as appropriate)

Full Name (in Block)	NRIC/Passport No.	Proportion of Shareholdings	
		No. of Shares	%
Address	Email address & contact number		

or failing him/her*, the Chairman of the Meeting as my/our* proxy to vote for me/us* on my/our* behalf at the Fifth Annual General Meeting ("5th AGM" or "Meeting") of Ecoscience International Berhad ("Ecoscience" or "the Company") will be held at Pendeta 123, Palm Resort Golf & Country Club, Jalan Persiaran, Off Jalan Jumbo, 81250 Senai, Johor on Monday, 25 May 2026 at 2:30 p.m. or at any adjournment thereof.

Please indicate with an "X" in the appropriate spaces how you wish your votes to be cast. If no specific direction as to vote is given, the Proxy will vote or abstain from voting at his/her discretion.

No.	Ordinary Resolutions	For	Against
1.	To approve the payment of Directors' fees and/or benefits of up to RM230,000 for the period commencing from the date immediately after this 5 th AGM until the next Annual General Meeting of the Company.		
2.	To re-elect Mr. Law Sang Thiam as a Director of the Company.		
3.	To re-elect Mr. Wong Choi Ong as a Director of the Company.		
4.	To re-elect Ms. Shu Ling Ling as a Director of the Company.		
5.	To re-appoint TGS TW PLT as Auditors of the Company.		
6.	To approve the authority for the Directors to issue and allot shares pursuant to Sections 75 and 76 of the Companies Act 2016.		

* delete whichever is not applicable

Dated this _____ day of _____ 2026

Signature(s) of Member(s) / Common Seal



Notes:

1. A member who is entitled to attend, participate, speak and vote at the Meeting shall be entitled to appoint a proxy or in the case of a corporation, to appoint a duly authorised representative to attend, participate, speak and vote at the Meeting in his/her stead. Where a member appoints more than one (1) proxy, he/she shall specify the proportion of his/her shareholdings to be represented by each proxy.
2. A proxy may, but need not, be a member of the Company. A member may appoint any person to be his proxy. A proxy appointed to attend and vote at the Meeting shall have the same rights as the member to speak and vote at the Meeting.
3. The instrument appointing a proxy shall be in writing under the hand of the appointor or of his attorney duly authorised in writing or, if the appointor is a corporation, either under the seal or under the hand of an officer or attorney duly authorised.
4. Where a member of the Company is an authorised nominee as defined under the Securities Industry (Central Depositories) Act 1991, it may appoint not more than two (2) proxies in respect of each securities account it holds with ordinary shares of the Company standing to the credit of the said securities account.
5. Where a member of the Company is an exempt authorised nominee which holds ordinary shares in the Company for multiple beneficial owners in one (1) securities account ("omnibus account"), there is no limit to the number of proxies which the exempt authorised nominee may appoint in respect of each omnibus account it holds. The appointment of multiple proxies shall not be valid unless the proportion of its shareholdings represented by each proxy is specified.
6. To be valid, the instrument appointing a proxy may be made in a hard copy form or by an electronic form in the following manner and must be received by the Company not less than forty-eight (48) hours before the time for holding the Meeting or adjourned general meeting at which the person named in the appointment proposes to vote: -
 - (i) In hard copy form

In the case of an appointment made in hard copy form, the proxy form must be deposited at the office of the Share Registrar of the Company situated at S-4-04, The Gamuda Biz Suites, Jalan Anggerik Vanilla 31/99, Kota Kemuning, 40460 Shah Alam, Selangor Darul Ehsan, Malaysia.
 - (ii) By electronic form

The proxy form can be electronically lodged via Symphony Corporate Services Sdn. Bhd. ("Symphony Portal") website at <https://symphonycorporateservices.com.my> (Domain Registration No. D1C534619-MYNIC). Please refer to the Administrative Guide on the procedure for electronic lodgement of proxy form via Symphony Portal.
7. For the purpose of determining a member who shall be entitled to attend the Meeting, the Company will be requesting Bursa Malaysia Depository Sdn. Bhd. in accordance with Clause 55 of the Company's Constitution to issue a General Meeting Record of Depositors as at **18 May 2026**. Only members whose names appear in the General Meeting Record of Depositors as at **18 May 2026** shall be regarded as members and entitled to attend and vote at the Meeting.
8. All the resolutions as set out in this Notice of Meeting will be put to vote by poll.
9. The members are advised to refer to the Administrative Guide on the registration process for the Meeting.
10. Kindly check Bursa Securities' website and the Company's website at www.ecosciencegroup.com for the latest updates on the status of the Meeting.

1st Fold Here

AFFIX
STAMP

ECOSCIENCE INTERNATIONAL BERHAD
202001024633 (1380953-M)

c/o Symphony Corporate Services Sdn. Bhd.
Registration No. 201201037454 (1021936-V)
S-4-04, The Gamuda Biz Suites
Jalan Anggerik Vanilla 31/99
Kota Kemuning
46460 Shah Alam
Selangor Darul Ehsan

2nd Fold Here

Fold This Flap For Sealing





ECOSCIENCE INTERNATIONAL BERHAD

202001024633 (1380953-M)

PLO 555, Jalan Keluli 8,
Pasir Gudang Industrial Estate,
81700 Pasir Gudang,
Johor, Malaysia

Tel: +607 255 3126

Email: admin@ecoscience.com.my

www.ecosciencegroup.com