



TURBO-MECH

B E R H A D

(Registration No. 200901020166 (863263-D))

20

ANNUAL REPORT



CONTENTS

002 Notice of Annual General Meeting

014 Corporate Information

015 Corporate Structure

016 Directors' Profile

019 Financial Highlights

020 Management Discussion and Analysis

023 Sustainability Statement

035 Corporate Governance Overview Statement

046 Statement on Risk Management and Internal Control

050 Audit Committee Report

053 Directors' Responsibility Statement / Additional Compliance Information

055 Financial Statements

128 Particulars of Properties

129 Analysis of Shareholdings

Proxy Form



NOTICE OF ANNUAL GENERAL MEETING

NOTICE IS HEREBY GIVEN that the Twelfth Annual General Meeting of TURBO-MECH BERHAD (the “Company”) will be held at Tiara Rini Ballroom, The Royale Chulan The Curve Hotel, 6 Jalan PJU 7/3, Mutiara Damansara, 47800 Petaling Jaya, Selangor Darul Ehsan, Malaysia on Friday, 21 May 2021 at 3:00 p.m. for the following purposes:-

AGENDA

As Ordinary Business

1. To receive the Audited Financial Statements for the financial year ended 31 December 2020 together with the Reports of the Directors and Auditors thereon. **(Note 7)**
2. To approve a final single-tier dividend of 2.0 sen per ordinary share for the financial year ended 31 December 2020. **(Ordinary Resolution 1)**
3. To re-elect Ms Chan Bee Eie who is retiring pursuant to Clause 101 of the Constitution of the Company. **(Ordinary Resolution 2)**
4. To approve the Directors’ fees and benefits of up to an aggregate amount of RM160,000 for the period from 22 May 2021 until the next Annual General Meeting of the Company and the payment thereof. **(Ordinary Resolution 3)**
5. To re-appoint Messrs Ernst & Young PLT as Auditors of the Company and to authorise the Directors to fix their remuneration. **(Ordinary Resolution 4)**

As Special Business

To consider and, if thought fit, with or without any modification, to pass the following resolutions:-

6. **Authority to Allot Shares pursuant to Sections 75 and 76 of the Companies Act 2016**

“**THAT** pursuant to Sections 75 and 76 of the Companies Act 2016, the Directors be and are hereby empowered to allot and issue shares in the share capital of the Company at any time until the conclusion of the next Annual General Meeting and upon such terms and conditions and for such purposes as the Directors may, in their absolute discretion, deem fit provided that the aggregate number of shares to be issued does not exceed ten per centum (10%) of the total number of issued shares of the Company for the time being, subject always to the approval of all the relevant regulatory bodies being obtained for such allotment and issuance.”

(Ordinary Resolution 5)

7. **Proposed Renewal of Existing Shareholders’ Mandate for Recurrent Related Party Transactions of a Revenue or Trading Nature (“Proposed Renewal of Shareholders’ Mandate”)**

“**THAT**, pursuant to Paragraph 10.09 of the Main Market Listing Requirements of Bursa Malaysia Securities Berhad, approval be and is hereby given to the Company and its subsidiaries, to enter and give effect to the recurrent related party transactions of a revenue or trading nature (hereinafter referred to as “Recurrent Transactions”) with the related parties as stated in Section 2.3 of the Circular to Shareholders dated 22 April 2021 which are necessary for the day-to-day operations of the Company and its subsidiaries subject further to the following:-

- (i) the Recurrent Transactions contemplated are in the ordinary course of business and on normal commercial terms which are not more favourable to the related parties than those generally available to the public, and are not to the detriment of the minority shareholders of the Company; and
- (ii) disclosure will be made in the Annual Report of the breakdown of the aggregate value of the Recurrent Transactions conducted pursuant to the Proposed Renewal of Shareholders’ Mandate during the financial year on the type of Recurrent Transactions made, the names of the related parties involved in each type of Recurrent Transactions and their relationships with the Company.

Notice of Annual General Meeting

AND THAT the approval is subject to annual renewal and shall only continue to be in force until:-

- (a) the conclusion of the next Annual General Meeting of the Company following the Twelfth Annual General Meeting of the Company at which the Proposed Renewal of Shareholders' Mandate will be tabled;
- (b) the expiration of the period within which the next Annual General Meeting of the Company after the date it is required to be held pursuant to Section 340(2) of the Companies Act 2016 (but shall not extend to such extensions as may be allowed pursuant to Section 340(4) of the Companies Act 2016); or
- (c) revoked or varied by resolution passed by the shareholders in a general meeting,

whichever is the earliest.

AND FURTHER THAT the Directors of the Company be and are hereby authorised to do all acts and things to give full effect to the Recurrent Transactions contemplated and/or authorised by this Proposed Renewal of Shareholders' Mandate, as the Directors of the Company, in their absolute discretion, shall deem fit."

(Ordinary Resolution 6)

8. Authority for Mr Tam Juat Hong to continue in office as Independent Director of the Company

"**THAT** authority be and is hereby given for Mr Tam Juat Hong, who has served as an Independent Director of the Company since 25 May 2012 and will reach the nine (9)-year service on 24 May 2021, to continue to act as an Independent Director of the Company until the conclusion of the next Annual General Meeting, in accordance with the Malaysian Code on Corporate Governance."

(Ordinary Resolution 7)

9. Proposed Amendments to the Constitution of the Company

"**THAT** the Proposed Amendments to the Constitution of the Company, details as set out in the Appendix marked "A" annexed hereto, be and are hereby approved."

(Special Resolution)

NOTICE OF DIVIDEND ENTITLEMENT AND PAYMENT

NOTICE IS HEREBY GIVEN THAT a final single-tier dividend of 2.0 sen per ordinary share for the financial year ended 31 December 2020, if approved, will be paid on 22 June 2021. The entitlement date for the payment is 10 June 2021.

A depositor shall qualify for entitlement only in respect of:-

- (a) Shares transferred into the Depositor's Securities Accounts before 4.30 p.m. on 10 June 2021 in respect of transfer; and
- (b) Shares bought on Bursa Malaysia Securities Berhad on a cum entitlement basis according to the Rules of Bursa Malaysia Securities Berhad.

By Order of the Board

Tai Yit Chan (SSM PC No. 202008001023 & MAICSA 7009143)
Chan Yoke Peng (SSM PC No. 202008001791 & MAICSA 7053966)

Company Secretaries

Selangor Darul Ehsan
 Date: 22 April 2021

Notice of Annual General Meeting

NOTES:-

- (1) A member entitled to attend and vote is entitled to appoint not more than two (2) proxies. Where a member appoints two (2) proxies, he shall specify the proportion of his shareholdings to be represented by each proxy, failing which the appointment shall be invalid.
- (2) Where a member of the Company is an exempt authorised nominee which holds shares in the Company for multiple beneficial owners in one securities account (“omnibus account”) as defined under the Securities Industry (Central Depositories) Act, 1991, there is no limit to the number of proxies which the exempt authorised nominee may appoint in respect of each omnibus account it holds.
- (3) The instrument appointing a proxy shall be in writing (in the common or usual form) under the hand of the appointor or of his attorney duly authorised in writing or, if the appointor is a corporation, either under seal or under the hand of an officer or attorney duly authorised. A proxy may but need not be a member of the Company. There shall be no restriction as to the qualification of the proxy. The instrument appointing a proxy shall be deemed to confer authority to demand or join in demanding a poll.
- (4) The instrument appointing a proxy or the power of attorney or other authority, if any, under which it is signed or notarially certified copy of that power or authority shall be deposited at the Company’s Share Registrar’s office at 11th Floor, Menara Symphony, No. 5, Jalan Prof. Khoo Kay Kim, Seksyen 13, 46200 Petaling Jaya, Selangor Darul Ehsan not less than forty-eight (48) hours before the time set for holding the meeting or at any adjournment thereof at which the person named in the instrument proposes to vote, and in default the instrument of proxy shall not be treated as valid. Any termination of a person’s authority to act as a proxy shall be notified in writing and received by the Company at the registered office before the commencement of this Meeting.
- (5) In respect of deposited securities, only members whose names appear on the Record of Depositors on **11 May 2021** (General Meeting Record of Depositors) shall be eligible to attend, participate, speak and vote at the meeting or appoint proxy(ies) to attend, participate, speak and vote on his behalf.
- (6) Pursuant to Paragraph 8.29A(1) of the Main Market Listing Requirements of Bursa Malaysia Securities Berhad, all the resolutions set out in the Notice of the Twelfth Annual General Meeting will be put to vote by way of poll.
- (7) The Audited Financial Statements is meant for discussion only as the provision of Section 340(1)(a) of the Companies Act 2016 does not require a formal approval of shareholders for the Audited Financial Statements. Hence, this item on the Agenda is not put forward for voting.
- (8) Encik Azhar Bin Mohamad retires in accordance with Clause 101 of the Constitution of the Company at the Twelfth Annual General Meeting of the Company. He has expressed that he does not wish to seek re-election at the Twelfth Annual General Meeting, and therefore shall retire at the conclusion of the Twelfth Annual General Meeting.

EXPLANATORY NOTES ON SPECIAL BUSINESS

(9) **Ordinary Resolution 5 - Authority to Allot Shares pursuant to Sections 75 and 76 of the Companies Act 2016**

The Company had, during its Eleventh Annual General Meeting held on 24 August 2020, obtained its shareholders’ approval for the general mandate for issuance of shares pursuant to Sections 75 and 76 of the Companies Act 2016 (“the Act”). The Company did not issue any shares pursuant to this mandate obtained.

Ordinary Resolution 5 proposed under item 6 of the Agenda is a renewal of the general mandate for issuance of shares by the Company under Sections 75 and 76 of the Act. The mandate, if passed, will provide flexibility for the Company and empower the Directors to allot and issue new shares speedily in the Company up to an amount not exceeding in total 10% of the total number of issued shares (excluding treasury shares, if any) of the Company for such purposes as the Directors consider would be in the interest of the Company. This would eliminate any delay arising from and cost involved in convening a general meeting to obtain approval of the shareholders for such issuance of shares. This authority, unless revoked or varied by the Company at a general meeting, will expire at the next Annual General Meeting.

The authority will provide flexibility to the Company for any possible fund raising activities, including but not limited to further placing of shares, for purpose of funding investment project(s), working capital and/or acquisitions.

Notice of Annual General Meeting

EXPLANATORY NOTES ON SPECIAL BUSINESS (CONT'D)

(10) Ordinary Resolution 6 - Proposed Renewal of Shareholders' Mandate

For further information on Ordinary Resolution 6, please refer to the Circular to Shareholders dated 22 April 2021.

(11) Ordinary Resolution 7 - Authority for Mr Tam Juat Hong to continue in office as Independent Director of the Company

Mr Tam Juat Hong ("Mr Tam") was appointed as an Independent Non-Executive Director of the Company on 25 May 2012 and will reach his nine (9) years term limit on 24 May 2021. Pursuant to the Malaysian Code on Corporate Governance, the Nomination Committee and Board of Directors of the Company, after having assessed the independence of Mr Tam, consider him to be independent based on amongst others, the following justifications and recommend that Mr Tam be retained as an Independent Non-Executive Director of the Company:-

- (i) He has confirmed and declared that he is an Independent Director as defined under Paragraph 1.01 of the Main Market Listing Requirements of Bursa Malaysia Securities Berhad;
- (ii) He does not have any conflict of interest with the Company and has not been entering/is not expected to enter into contract(s) especially material contract(s) with the Company and/or its subsidiary companies;
- (iii) He actively participates in Board's and Board Committees' deliberations and decision making in an objective manner, exercises due care in all undertakings of the Group and carried out his fiduciary duties in the interest of the Company; and
- (iv) The Board of Directors of the Company is of the opinion that Mr Tam is an important Independent Non-Executive Director in view of his many years on the Board with incumbent knowledge of the Company and the Group's activities and corporate history and has provided invaluable contributions to the Board in his role as an Independent Non-Executive Director.

(12) Special Resolution - Proposed Amendments to the Constitution of the Company

The proposed Special Resolution, if passed, will provide more flexibility for the Company as well as to enhance administrative efficiency and provide greater clarity and consistency throughout.

Personal Data Privacy:

By submitting an instrument appointing a proxy(ies) and/or representative(s) to attend, participate, speak and vote at the Annual General Meeting and/or any adjournment thereof, a member of the Company (i) consents to the collection, use and disclosure of the member's personal data by the Company (or its agents) for the purpose of the processing and administration by the Company (or its agents) of proxies and representatives appointed for the Annual General Meeting (including any adjournment thereof) and the preparation and compilation of the attendance lists, minutes and other documents relating to the Annual General Meeting (including any adjournment thereof), and in order for the Company (or its agents) to comply with any applicable laws, listing rules, regulations and/or guidelines (collectively, the "Purposes"), (ii) warrants that where the member discloses the personal data of the member's proxy(ies) and/or representative(s) to the Company (or its agents), the member has obtained the prior consent of such proxy(ies) and/or representative(s) for the collection, use and disclosure by the Company (or its agents) of the personal data of such proxy(ies) and/or representative(s) for the Purposes, and (iii) agrees that the member will indemnify the Company in respect of any penalties, liabilities, claims, demands, losses and damages as a result of the member's breach of warranty.

APPENDIX MARKED “A” REFERRED TO IN NOTICE OF TWELFTH ANNUAL GENERAL MEETING OF THE COMPANY DATED 22 APRIL 2021.

Rationale for the Proposed Amendments to the Constitution is to provide more flexibility for the Company as well as to enhance administrative efficiency and provide greater clarity and consistency throughout.

DETAILS OF PROPOSED AMENDMENTS:-

- By amending Clause 9 of the Constitution by including/amending definition of words as follows:-

Existing Provisions		Proposed Amendments	
Company	Turbo-Mech Berhad (Company No. 863263-D)	Company	Turbo-Mech Berhad (Company No. 863263-D)
Depository	Bursa Malaysia Depository Sdn. Bhd. (Company No. 165570-W) including any further change of name.	Depository	Bursa Malaysia Depository Sdn. Bhd. (Company No. 165570-W) including any further change of name.
The Exchange	Bursa Malaysia Securities Berhad (Company No. 635998-W) including any further change of name.	The Exchange	Bursa Malaysia Securities Berhad (Company No. 635998-W) and/or any other Exchange on which the Company is listed.

- By amending Clause 21 of the Constitution of the Company as follows:-

Existing Clause		Proposed Amendments	
21	Subject to the Listing Requirements, the Act, the Central Depositories Act and/or the Rules and notwithstanding the existence of a resolution pursuant to Sections 75 and 76 of the Act, the Company must ensure that it shall not issue any shares or convertible Securities if those shares or convertible Securities, when aggregated with any such shares or convertible Securities issued during the preceding 12 months, exceeds 10% of the total number of issued shares of the Company (excluding treasury shares, if any), except where the shares or convertible Securities are issued with the prior approval of the shareholders in general meeting of the precise terms and conditions of the issue. In working out the number of shares or convertible Securities that may be issued by the Company, if the Security is a convertible Security, each such Security is counted as the maximum number of shares into which it can be converted or exercised.	21	Subject to the Listing Requirements, the Act, the Central Depositories Act and/or the Rules and notwithstanding the existence of a resolution pursuant to Sections 75 and 76 of the Act, the Company must ensure that it shall not issue any shares or convertible Securities if those shares or convertible Securities, when aggregated with any such shares or convertible Securities issued during the preceding 12 months, exceeds 10% of the total number of issued shares of the Company (excluding treasury shares, if any), except where the shares or convertible Securities are issued with the prior approval of the shareholders in general meeting of the precise terms and conditions of the issue. In working out the number of shares or convertible Securities that may be issued by the Company, if the Security is a convertible Security, each such Security is counted as the maximum number of shares into which it can be converted or exercised.

APPENDIX MARKED "A" REFERRED TO IN NOTICE OF TWELFTH ANNUAL GENERAL MEETING OF THE COMPANY DATED 22 APRIL 2021. (CONT'D)

DETAILS OF PROPOSED AMENDMENTS (CONT'D):-

3. By inserting the following new Clauses 62A and 62B immediately after the existing Clause 62:-

Existing Clause	Proposed Amendments
New	<p>62A. (a) <i>If authorised by the Board in its sole discretion, and subject to such guidelines and procedures as the Board may adopt, the members not physically present at a general meeting where the Chairman of the general meeting is physically present, may, by means of remote communication:-</i></p> <p><i>(i) participate in such general meeting; and</i></p> <p><i>(ii) be deemed present in person at such general meeting, be counted in the quorum and be entitled to vote at such general meeting.</i></p> <p>(b) <i>the general meeting shall be duly constituted and its proceedings shall be valid if the Chairman of the general meeting is satisfied that adequate facilities are available throughout the general meeting to ensure that members participating in the general meeting through remote communication are able:-</i></p> <p><i>(i) to participate in the matters for which such general meeting has been convened;</i></p> <p><i>(ii) to communicate (whether by use of microphones, loudspeakers, audio-visual communication equipment, typed texts or any form of electronic means which allows the members to raise any questions and/or express their views on the matters); and</i></p> <p><i>(iii) to vote on matters submitted to the members.</i></p>
New	<p>62B. <i>If it appears to the Chairman of the general meeting that:-</i></p> <p><i>(a) the facilities at the main venue or broadcast venue; or</i></p> <p><i>(b) the means used for the remote communication; have become inadequate for the purposes referred to in Clause 62A, then the Chairman of the general meeting shall, without the consent of the members at the general meeting, interrupt or adjourn the general meeting. All businesses as conducted at that general meeting up to the adjournment shall be valid and the provisions of Clause 74 shall apply to that adjournment.</i></p> <p><i>No interruption or termination of any remote communication or the inability of a member to participate in a general meeting by way of remote communication shall invalidate any general meeting held using such remote communications or any such general meeting.</i></p> <p><i>The Board may request the members, proxies or representatives wanting to attend a general meeting to comply with security procedures which the Board deemed appropriate. The Board may, at its absolute discretion, refuse entry to, or remove from, a general meeting, a member, proxy or representative who does not comply with the security procedures. Security procedures may include member, proxy or representative not being allowed into a general meeting with recording or broadcasting devices or an article which the Chairman of the general meeting considers as to be dangerous, offensive, or liable to cause disruption.</i></p>

APPENDIX MARKED "A" REFERRED TO IN NOTICE OF TWELFTH ANNUAL GENERAL MEETING OF THE COMPANY DATED 22 APRIL 2021. (CONT'D)

DETAILS OF PROPOSED AMENDMENTS (CONT'D):-

4. By inserting the following new Clause 63A immediately after the existing Clause 63:-

Existing Clause	Proposed Amendments
New	<p>63A. (1) <i>Subject to the Act, where a general meeting is convened by the Directors, they may, in their absolute discretion, cancel the general meeting or postpone the holding of the general meeting to a date and time determined by them or change the place for the meeting. The cancellation or postponement of a general meeting is subject to the Listing Requirements and other requirements by the Exchange.</i></p> <p><i>This Clause shall not apply to a meeting convened in accordance with Sections 310 and 311 of the Act by a member or members unless with the consent of such member or members only.</i></p> <p>(2) <i>Notice of cancellation or postponement or change of place of a general meeting must state the reason for cancellation or postponement and such a notice shall be:-</i></p> <p>(a) <i>published in at least one (1) nationally circulated Bahasa Malaysia or English daily newspaper in Malaysia;</i></p> <p>(b) <i>given to the Exchange and given in other manner required by the Listing Requirements or other requirements by the Exchange, and</i></p> <p>(c) <i>subject to the Act and the Listing Requirements, given in any other manner determined by the Board.</i></p> <p>(3) <i>A notice of postponement of a general meeting must specify:-</i></p> <p>(a) <i>the postponed date and time for the holding of the meeting;</i></p> <p>(b) <i>a place for the holding of the meeting which may be either the same as or different from the place specified in the notice convening the meeting; and</i></p> <p>(c) <i>if the meeting is to be held in two (2) or more places, the technology that will be used to facilitate the holding of the meeting in that manner.</i></p> <p><i>The new time and place specified in the notice of postponement will be taken to be the time and place for the meeting as if specified in the notice which called the meeting originally.</i></p> <p>(4) <i>The only business that may be transacted at a general meeting the holding of which is postponed is the business specified in the original notice convening the general meeting.</i></p>

APPENDIX MARKED "A" REFERRED TO IN NOTICE OF TWELFTH ANNUAL GENERAL MEETING OF THE COMPANY DATED 22 APRIL 2021. (CONT'D)

DETAILS OF PROPOSED AMENDMENTS (CONT'D):-

4. By inserting the following new Clause 63A immediately after the existing Clause 63 (Cont'd):-

Existing Clause	Proposed Amendments
New	<p>63A. (5) <i>Whereby the terms of an instrument appointing a proxy or attorney or an appointment of a representative:-</i></p> <p>(a) <i>the appointed person is authorised to attend and vote at a general meeting to be held on or before a specified date; and</i></p> <p>(b) <i>the date for holding the general meeting is postponed to a date later than the date specified in the instrument of proxy, power of attorney or appointment of representative, then, by force of this Clause, that later date is substituted for and applies to the exclusion of the date specified in the instrument of proxy, power of attorney or appointment of representative. However, this does not apply if the member appointing the proxy, attorney or representative gives notice in writing to the Company at the Office or another address (including electronic address) specified in the notice of meeting to the contrary not less than twenty-four (24) hours before the time to which the holding of the meeting has been postponed.</i></p> <p>(6) <i>The non-receipt of notice of cancellation or postponement of a meeting of members by, or the accidental omission to give notice of cancellation or postponement of a meeting of members to, any person entitled to receive notice shall not invalidate any resolution passed or proceedings at a postponed meeting or the cancellation or postponement of a meeting.</i></p> <p>(7) <i>If the Directors are required to convene and arrange to hold a general meeting as a result of a request by members in accordance with Section 311 of the Act, the meeting may be cancelled by the Directors if the members who requisitioned the meeting withdraw their requests prior to the date of the meeting.</i></p>

APPENDIX MARKED "A" REFERRED TO IN NOTICE OF TWELFTH ANNUAL GENERAL MEETING OF THE COMPANY DATED 22 APRIL 2021. (CONT'D)

DETAILS OF PROPOSED AMENDMENTS (CONT'D):-

5. By amending Clause 95 of the Constitution of the Company as follows:-

Existing Clause	Proposed Amendments
<p>95. The instrument appointing a proxy and the power of attorney or other authority, (if any) under which it is signed or a notarially certified copy of such power or authority, shall be deposited at the Office or at such other place within Malaysia as is specified for that purpose in the notice convening the meeting, not less than 48 hours before the time appointed for holding the meeting or adjourned meeting at which the person named in the instrument proposes to vote or, in the case of a poll, not less than 24 hours before the time appointed for the taking of the poll, and in default the instrument of proxy shall not be treated as valid. PROVIDED ALWAYS that the Company may by written notice waive the prior lodgement of the above instrument appointing a proxy and the power of attorney or other authority.</p>	<p>95. The instrument appointing a proxy and the power of attorney or other authority, (if any) under which it is signed or a notarially certified copy of such power or authority, shall be deposited at the Office or at such other place within Malaysia as is specified for that purpose in the notice convening the meeting, not less than 48 hours before the time appointed for holding the meeting or adjourned meeting at which the person named in the instrument proposes to vote or, in the case of a poll, not less than 24 hours before the time appointed for the taking of the poll, and in default the instrument of proxy shall not be treated as valid. PROVIDED ALWAYS that the Company may by written notice waive the prior lodgement of the above instrument appointing a proxy and the power of attorney or other authority. <i>The Company may specify a fax number and may specify an electronic address in the notice of meeting, for the purpose of receipt of proxy appointments subject to the Rules, regulations and laws at that time specified therein. A member is not precluded from attending the meeting in person after lodging the instrument of proxy and such attendance shall automatically revoke the authority granted to the proxy.</i></p>

6. By amending Clause 130 of the Constitution of the Company as follows:-

Existing Clause	Proposed Amendments
<p>130. Any Director may participate at a meeting of Directors by way of telephone and video conferencing or by means of other communication equipment whereby all persons participating in the meeting are able to hear each other and be heard for the entire duration of the meeting in which event such Director shall be deemed to be physically present at the meeting. A Director participating in a meeting in the manner aforesaid may also be taken into account in ascertaining the presence of a quorum at the meeting. Any meeting held in such manner shall be deemed to be held at such place as shall be agreed upon by the Directors attending the meeting PROVIDED that at least one of the Directors present at the meeting was at such place for the duration of that meeting. All information and documents must be made equally available to all participants prior to or at/during the meeting.</p>	<p>130. Any Director may participate at a meeting of Directors by way of telephone and video conferencing or by means of other communication equipment whereby all persons participating in the meeting are able to hear each other and be heard for the entire duration of the meeting in which event such Director shall be deemed to be physically present at the meeting. A Director participating in a meeting in the manner aforesaid may also be taken into account in ascertaining the presence of a quorum at the meeting. Any meeting held in such manner shall be deemed to be held at such place as shall be agreed upon by the Directors attending the meeting PROVIDED that at least one of the Directors present at the meeting was at such place for the duration of that meeting. All information and documents must be made equally available to all participants prior to or at/during the meeting.</p>

APPENDIX MARKED "A" REFERRED TO IN NOTICE OF TWELFTH ANNUAL GENERAL MEETING OF THE COMPANY DATED 22 APRIL 2021. (CONT'D)

DETAILS OF PROPOSED AMENDMENTS (CONT'D):-

7. By amending Clause 138 of the Constitution of the Company as follows:-

Existing Clause	Proposed Amendments
<p>138. Notwithstanding any provisions to the contrary contained in this Constitution, any member of a committee may participate at a committee meeting by way of telephone and video conferencing or by means of other communication equipment whereby all persons participating in the meeting are able to hear each other, in which event such member shall be deemed to be physically present at the meeting whether for the purposes of these Articles or otherwise. A member participating in a meeting in the manner aforesaid may also be taken into account in ascertaining the presence of a quorum at the meeting. Any meeting held in such manner shall be deemed to be held at such place as shall be agreed upon by the members attending the meeting PROVIDED that at least one of the members present at the meeting was at such place for the duration of that meeting.</p>	<p>138. Notwithstanding any provisions to the contrary contained in this Constitution, any member of a committee may participate at a committee meeting by way of telephone and video conferencing or by means of other communication equipment whereby all persons participating in the meeting are able to hear each other, in which event such member shall be deemed to be physically present at the meeting whether for the purposes of these Articles this Clause or otherwise. A member participating in a meeting in the manner aforesaid may also be taken into account in ascertaining the presence of a quorum at the meeting. Any meeting held in such manner shall be deemed to be held at such place as shall be agreed upon by the members attending the meeting. PROVIDED that at least one (1) of the members present at the meeting was at such place for the duration of that meeting.</p>

8. By inserting the following new Clause 157A immediately after the existing Clause 157:-

Existing Clause	Proposed Amendments
New	<p>157A. For the avoidance of doubt, any document or instrument transmitted by any technology purporting to include a signature and/or electronic or digital signature, including but not limited to signing with a platform such as DocuSign, of any of the following persons:-</p> <p>(a) a holder of shares;</p> <p>(b) a Director;</p> <p>(c) an alternate Director;</p> <p>(d) in the case of a corporation, which is a holder of shares, its Director or Secretary or a duly appointed attorney or duly authorised representative;</p> <p>shall in the absence of express evidence to the contrary available to the person relying on such document or instrument at the relevant time, be deemed to be a document or instrument signed by such person in the terms in which it is received.</p>

APPENDIX MARKED “A” REFERRED TO IN NOTICE OF TWELFTH ANNUAL GENERAL MEETING OF THE COMPANY DATED 22 APRIL 2021. (CONT'D)

DETAILS OF PROPOSED AMENDMENTS (CONT'D):-

9. By amending Clause 171 of the Constitution of the Company as follows:-

Existing Clause	Proposed Amendments
<p>CAPITALISATION OF PROFITS</p> <p>171. The Company may, upon the recommendation of the Directors, by ordinary resolution resolve either unconditionally or subject to such conditions as it may deem fit that it is desirable to capitalize any sum standing or which will stand to the credit of the profit and loss account or otherwise available or which will become available for distribution, provided that such sum be not required for paying the dividends on any shares carrying a fixed cumulative preferential dividend, and accordingly that the Directors be authorized to appropriate the sum resolved to be capitalized to the members holding ordinary shares in the proportions in which such sum would have been divisible amongst them had the same been applied or been applicable in paying dividends and to apply such sum; their behalf, either in or towards paying the amounts (if any) for the time being unpaid on any shares held by such members respectively, or paying up in full unissued shares or debentures of the Company, such shares or debentures to be allotted and distributed credited as fully paid up to and amongst such members in the proportion aforesaid or partly in one way and partly in the other.</p>	<p><u>BONUS ISSUES AND CAPITALISATION OF PROFITS AND RESERVES</u></p> <p>171. <i>The Director may, with the sanction of an ordinary resolution of the Company:-</i></p> <p><i>(a) issue bonus shares for which no consideration is payable to the Company to the persons registered as holders of shares in the Register of Members or (as the case may be) the Record of Depositors at the close of business on:-</i></p> <p><i>(i) the date of the ordinary resolution (or such other date as may be specified therein or determined as therein provided); or</i></p> <p><i>(ii) such other date as may be determined by the Directors,</i></p> <p><i>in the proportion to their then holdings of shares; and/or</i></p> <p><i>(b) capitalise any sum standing to the credit of any of the Company's reserve accounts or any sum standing to the credit of profit and loss account by appropriating such sum to the persons registered as holders of shares in the Register or (as the case may be) in the Record of Depositors at the close of business on:-</i></p> <p><i>(i) the date of the ordinary resolution (or such other date as may be specified therein or determined as therein provided); or</i></p> <p><i>(ii) such other date as may be determined by the Directors,</i></p> <p><i>in proportion to their then holdings of shares and applying such sum on their behalf in paying up in full unissued shares (or, subject to any special rights previously conferred on any shares or class of shares for the time being issued, unissued shares of any other class not being redeemable shares) for allotment and distribution credited as fully paid up to and amongst them as bonus shares in the proportion aforesaid.</i></p>

APPENDIX MARKED “A” REFERRED TO IN NOTICE OF TWELFTH ANNUAL GENERAL MEETING OF THE COMPANY DATED 22 APRIL 2021. (CONT'D)

DETAILS OF PROPOSED AMENDMENTS (CONT'D):-

9. By amending Clause 171 of the Constitution of the Company as follows (Cont'd):-

Existing Clause	Proposed Amendments
	<p><u>BONUS ISSUES AND CAPITALISATION OF PROFITS AND RESERVES (CONT'D)</u></p> <p>171. <i>The Directors may do all acts and things considered necessary or expedient to give effect to any such bonus issue or capitalisation under this Clause, with full power to the Directors to make such provisions as they think fit for any fractional entitlements which would arise on the basis aforesaid (including provisions whereby fractional entitlements are disregarded or the benefit thereof accrues to the Company rather than to the members concerned). The Directors may authorise any person to enter on behalf of all the members interested into an agreement with the Company providing for any such bonus issue or capitalisation and matters incidental thereto and any agreement made under such authority shall be effective and binding on all concerned.</i></p> <p><i>In addition and without prejudice to the power to capitalise profits and other moneys provided for by this Clause, the Directors shall have the power to issue shares for which no consideration is payable and to capitalise any undistributable profits or other monies of the Company not required for the payment or provision of any dividends on any shares entitled to cumulative or noncumulative preferential dividends (including profits or other monies carried and standing to any reserve or reserves) and to apply such profits or other monies in paying up in full, in each case on terms that such shares shall, upon issue, be held by or for the benefit of participants of any share option scheme or plan implemented by the Company and approved by members in general meeting and on such terms as the Directors shall think fit.</i></p>

10. By inserting the following new Clause 192(2) after the existing Clause 192 and that the existing Clause 192 be re-numbered as Clause 192(1):-

Existing Clause	Proposed Amendments
<p>192. Save as may be provided by the Act, no member shall be entitled to enter into or upon or inspect any premises or property of the Company nor to require discovery of any information respecting any detail of the Company's trading, manufacturing or any matter which is or may be in the nature of a trade secret or secret process which may relate to the conduct of the business of the Company and which in the opinion of the Directors, it would be inexpedient in the interest of the members of the Company to communicate to the public.</p>	<p>192. (1) Save as may be provided by the Act, no member shall be entitled to enter into or upon or inspect any premises or property of the Company nor to require discovery of any information respecting any detail of the Company's trading, manufacturing or any matter which is or may be in the nature of a trade secret or secret process which may relate to the conduct of the business of the Company and which in the opinion of the Directors, it would be inexpedient in the interest of the members of the Company to communicate to the public.</p> <p>(2) <i>Directors or officers of the Company shall be entitled, if he thinks fit, to decline to answer any questions concerning the business of the Company which may be put to him on any occasion (including during any meeting of the Company) on the ground that the answer to such question would disclose or tend to disclose the trade secrets of the Company.</i></p>

CORPORATE INFORMATION

BOARD OF DIRECTORS

Gan Kok Ten

*Executive Chairman and
Chief Financial Officer*

Nasaruddin Bin Mohamed Ali

*Executive Director and
Chief Executive Officer*

Azhar Bin Mohamad

*Senior Independent
Non-Executive Director*

Tam Juat Hong

*Independent
Non-Executive Director*

Chan Bee Eie

*Non-Independent
Non-Executive Director*

Omar Bin Mohamed Said

*Non-Independent
Non-Executive Director*

AUDIT COMMITTEE**Tam Juat Hong**

Chairman

Azhar Bin Mohamad

Member

Chan Bee Eie

Member

REMUNERATION COMMITTEE**Chan Bee Eie**

Chairperson

Azhar Bin Mohamad

Member

Omar Bin Mohamed Said

Member

NOMINATION COMMITTEE**Azhar Bin Mohamad**

Chairman

Tam Juat Hong

Member

Chan Bee Eie

Member

RISK MANAGEMENT COMMITTEE**Gan Kok Ten**

Chairman

Nasaruddin Bin Mohamed Ali

Member

Tam Juat Hong

Member

Omar Bin Mohamed Said

Member

COMPANY SECRETARIES**Tai Yit Chan**

SSM Practicing Certificate
No.: 202008001023
MAICSA 7009143

Chan Yoke Peng

SSM Practicing Certificate
No.: 202008001791
MAICSA 7053966

REGISTERED OFFICE

12th Floor, Menara Symphony
No. 5, Jalan Prof. Khoo Kay Kim
Seksyen 13
46200 Petaling Jaya
Selangor Darul Ehsan
☎ (03) 7890 4800
☎ (03) 7890 4650

HEAD OFFICE

39-5, Jalan PJU 1/41, Block D1
Dataran Prima
47301 Petaling Jaya
Selangor Darul Ehsan
☎ (03) 7805 5592
☎ (03) 7804 7801
✉ info@turbo-mech.com
🌐 http://www.turbomech.com.my

SHARE REGISTRAR**Boardroom Share Registrars Sdn. Bhd.**

Registration No. 199601006647 (378993-D)
11th Floor, Menara Symphony
No. 5, Jalan Prof. Khoo Kay Kim
Seksyen 13
46200 Petaling Jaya
Selangor Darul Ehsan
☎ (03) 7890 4700
☎ (03) 7890 4670

AUDITORS**Ernst & Young PLT**

Registration No. 202006000003
(LLP0022760-LCA) & AF 0039
Chartered Accountants
Level 23A, Menara Milenium
Jalan Damanlela
Pusat Bandar Damansara
50490 Kuala Lumpur

SOLICITOR**Zailan & Co.**

Lot 6.10, 6th Floor
Wisma Central
Jalan Ampang
50450 Kuala Lumpur
☎ (03) 2164 9909
☎ (03) 2162 8596

PRINCIPAL BANKER

United Overseas Bank (Malaysia) Bhd.

STOCK EXCHANGE LISTING

Main Market of
Bursa Malaysia Securities Berhad
Sector : **Trading/Service Sector**
Stock Name : **TURBO**
Stock Code : **5167**

CORPORATE STRUCTURE



100% | Turbo-Mech Asia Pte. Ltd.

100% | Rotodyne Phils. Inc.

100% | PT Turbo-Mech Indonesia

50% | TM-Elflow Pte. Ltd.

75% | Scallop (S) Pte. Ltd.

99.8% | Turbo-Mech (Thailand) Co. Ltd.

30% | Rotodyne Sendirian Berhad

42.5% | Bayu Purnama Sdn. Bhd.

100% | Bayu Manufacturing Sdn. Bhd.

DIRECTORS' PROFILE

GAN KOK TEN

- Executive Chairman
- Chief Financial Officer
- Chairman of Risk Management Committee

Malaysian
aged 45
Male

Gan Kok Ten was appointed to the Board on 15 October 2009. He was subsequently redesignated as the Executive Chairman on 24 November 2015.

He obtained a Bachelor in Commerce from Griffith University, Australia in 1999 and started his career with Apex Healthcare Berhad in 2000 as a Sales Executive in the pharmaceutical division.

In 2002, he joined Turbo-Mech Asia Pte. Ltd. as a Manager, where he was responsible for the sales division in the Singapore region. In 2003, he was appointed as Director in charge of the Singapore and Brunei markets. Subsequently, his responsibility was expanded to the Indonesia and Vietnam regions in 2007.

He is also responsible for the planning and execution of the overall business strategies of the Group. He plays a key role in the growth, development and the strategic direction of the Group, including implementing management policies and overseeing marketing and sales activities.

He is the brother-in-law of Chan Bee Eie, a Non-Independent Non-Executive Director of the Company. He is a major shareholder of the Company. Save as disclosed, he does not have any other family relationships with any other director and/or major shareholder of the Company, or any conflict of interest in any business arrangement involving the Company. He attended all of the four (4) Board meetings held during the financial year ended 31 December 2020. He has had no convictions (other than traffic offence, if any) within the past five (5) years and has not been imposed of any public sanction or penalty by relevant regulatory bodies during the financial year.

NASARUDDIN BIN MOHAMED ALI

- Executive Director
- Chief Executive Officer
- Member of Risk Management Committee

Malaysian
aged 57
Male

Nasaruddin Bin Mohamed Ali was appointed to the Board on 15 October 2009 as a Non-Independent Non-Executive Director. On 1 March 2012, he was redesignated as an Executive Director and was later appointed as Chief Executive Officer of the Company and the Group on 13 August 2012.

He obtained a Bachelor of Science in Mechanical Engineering from the University of Texas, United States in 1987. He was a registered member with the Board of Engineers, Malaysia.

He started his career in 1988 as process engineer in Intel Technology Sdn. Bhd.. Later, he was promoted as Senior Engineer, Process and Equipment. Subsequently in 1993, he joined Johnson Controls (M) Sdn. Bhd. as Manager, Technical Sales until 1996. From 1996 until 1998, he worked with SAAG Oil and Gas Sdn. Bhd. as Manager, Sales and Marketing.

From 1998 until present, he serves as Executive Director of Bayu Purnama Sdn. Bhd., Bayu Manufacturing Sdn. Bhd. and Bayu SME Sdn. Bhd. (In member's voluntary liquidation), the associate companies of Turbo-Mech Berhad.

He does not have any other family relationships with any director and/or major shareholder of the Company, or any conflict of interest in any business arrangement involving the Company. He attended all of the four (4) Board meetings held during the financial year ended 31 December 2020. He has had no convictions (other than traffic offence, if any) within the past five (5) years and has not been imposed of any public sanction or penalty by relevant regulatory bodies during the financial year.

Directors' Profile

TAM JUAT HONG

- *Independent Non-Executive Director*
- *Chairman of Audit Committee*
- *Member of Nomination Committee*
- *Member of Risk Management Committee*

Malaysian
aged 69
Male

Tam Juat Hong was appointed to the Board on 25 May 2012.

He graduated from the University of Malaya in 1975 with a Bachelor of Economics (Accounting) Degree (First Class Honour) and obtained a Diploma in Accounting (Post Graduate course) in 1976 in the same university. He is a member of the Malaysian Institute of Accountants and the Malaysian Institute of Certified Public Accountants.

He joined Kassim Chan & Co with the Audit and Assurance team from 1976 to 1980 before joining Utama Merchant Bank Berhad from 1980 to 1999. His main responsibilities were heading the Corporate Finance which provided advisory on mergers/acquisitions, restructuring of companies for IPO and/or for rehabilitations, capital raising in the stock market via shares/bond/other derivatives, share/debenture issuance and placements of share/equity. His experience in the investment bank included heading Treasury and Portfolio Investment department for a period of more than one (1) year.

He then joined Dunham-Bush Holding Berhad, a listed multinational company in Malaysia which was taken private in 2007. He joined as a General Manager of Finance in 1999 and retired as Director of Finance in 2011. His main responsibilities were to oversee the corporate/finance and accounts/legal departments of the overseas subsidiaries and Malaysian operations.

He does not have any other family relationships with any director and/or major shareholder of the Company, or any conflict of interest in any business arrangement involving the Company. He attended all of the four (4) Board meetings held during the financial year ended 31 December 2020. He has had no convictions (other than traffic offence, if any) within the past five (5) years and has not been imposed of any public sanction or penalty by relevant regulatory bodies during the financial year.

AZHAR BIN MOHAMAD

- *Senior Independent Non-Executive Director*
- *Chairman of Nomination Committee*
- *Member of Audit Committee*
- *Member of Remuneration Committee*

Malaysian
aged 56
Male

Azhar Bin Mohamad was appointed to the Board on 25 September 2014.

He holds a Bachelor degree in Accounting and Finance (Honours) from Lancaster University, United Kingdom, and a Master degree in Law (Business Law Executive) from International Islamic University, Malaysia. He is a member of the Malaysian Institute of Accountants and a Fellow member of the Association of Chartered Certified Accountants. He also holds a Capital Markets Services Representative's Licence for advising on corporate finance issued by the Securities Commission Malaysia ("SC").

He started his career with Amanah Merchant Bank Berhad in 1991, followed by corporate planning work with KUB Holdings Berhad. He subsequently joined SC in 1995 and left in early 2008, with his last position as Head of Securities Issues Department. During his tenure with SC, he was involved in the review and evaluation of various corporate proposals submitted by both listed and unlisted companies for the consideration of SC. He was the Managing Director of MainStreet Advisers Sdn. Bhd., a licensed corporate finance advisory firm in Malaysia until March 2021. Currently, he is a Director of Berjaya Sampo Insurance Berhad.

He does not have any other family relationships with any director and/or major shareholder of the Company, or any conflict of interest in any business arrangement involving the Company. He attended all of the four (4) Board meetings held during the financial year ended 31 December 2020. He has had no convictions (other than traffic offence, if any) within the past five (5) years and has not been imposed of any public sanction or penalty by relevant regulatory bodies during the financial year.

Directors' Profile

CHAN BEE EIE

- *Non-Independent Non-Executive Director*
- *Chairperson of Remuneration Committee*
- *Member of Audit Committee*
- *Member of Nomination Committee*

Malaysian
aged 41
Female

Chan Bee Eie was appointed to the Board on 16 April 2012.

She graduated from the University of Manchester, United Kingdom in 2001 with a Bachelor degree in Accounting and Finance and obtained a Master degree in Finance from the London School of Economics in 2002. She is a member of the Association of Chartered Certified Accountants (ACCA).

She joined PricewaterhouseCoopers and was with the Audit and Assurance Services team from 2003 to 2006 before joining the Audit team in Deloitte Touche Tohmatsu Hong Kong in 2006. Her main roles with the accounting firms were to provide audit and assurance services, with diverse range of clients involved in trading, manufacturing, construction, property, plantation and automobile.

She then joined JP Morgan Hong Kong as a Manager in 2007 with the Client Services team, a division within the Asset Management, offering clients with portfolio valuations and accounting reports.

She is the sister-in-law of Gan Kok Ten, the Executive Chairman and Chief Financial Officer of the Company. She is the spouse of Gan Kok Tin, who is deemed to be a major shareholder of the Company by virtue of the shareholding of his brother, Gan Kok Ten and Mosgan Holdings Sdn. Bhd. which hold 54.90% equity in the Company. Save as disclosed, she does not have any other family relationships with any other director and/or major shareholder of the Company, or any conflict of interest in any business arrangement involving the Company. She attended all of the four (4) Board meetings held during the financial year ended 31 December 2020. She has had no convictions (other than traffic offence, if any) within the past five (5) years and has not been imposed of any public sanction or penalty by relevant regulatory bodies during the financial year.

OMAR BIN MOHAMED SAID

- *Non-Independent Non-Executive Director*
- *Member of Remuneration Committee*
- *Member of Risk Management Committee*

Malaysian
aged 38
Male

Omar Bin Mohamed Said was appointed to the Board on 25 February 2011.

He holds a Bachelor of Science (Honours) degree in Management (Accounting and Finance) from the University of Manchester Institute of Science & Technology, United Kingdom.

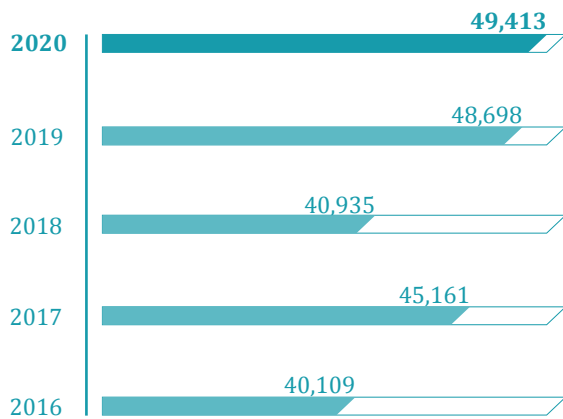
He started his career in Ernst & Young as an associate under Assurance and Business Services Group. He has experience in providing assurance and advisory services in the area of statutory audit. He is an Independent Non-Executive Director in Poly Glass Fibre (M) Berhad since 7 October 2003. From 2006 until present, he is the Managing Director of Flowco Malaysia Sdn. Bhd., which specialises in downstream retail oil and gas equipment and services.

He does not have any other family relationships with any director and/or major shareholder of the Company, or any conflict of interest in any business arrangement involving the Company. He attended all of the four (4) Board meetings held during the financial year ended 31 December 2020. He has had no convictions (other than traffic offence, if any) within the past five (5) years and has not been imposed of any public sanction or penalty by relevant regulatory bodies during the financial year.

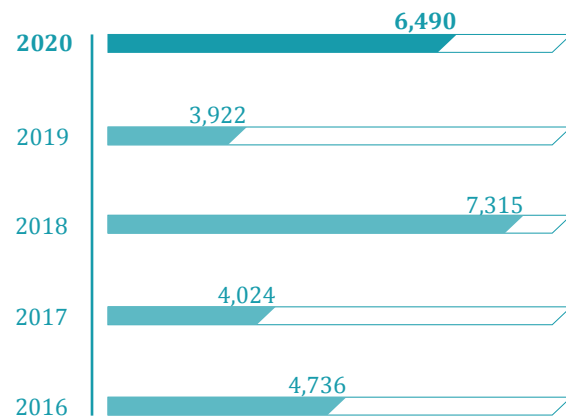
FINANCIAL HIGHLIGHTS

	FY 2020 RM	FY 2019 RM	FY 2018 RM	FY 2017 RM	FY 2016 RM
Revenue	49,413,049	48,697,881	40,935,379	45,160,549	40,108,623
Profit before tax	6,490,116	3,921,811	7,315,396	4,023,972	4,735,842
Profit for the year attributable to owners of the parent	5,383,306	2,997,623	6,546,255	3,095,829	4,182,080
Earnings per shares attributable to owners of the parent (sen per share)	4.98	2.78	6.06	2.87	3.87

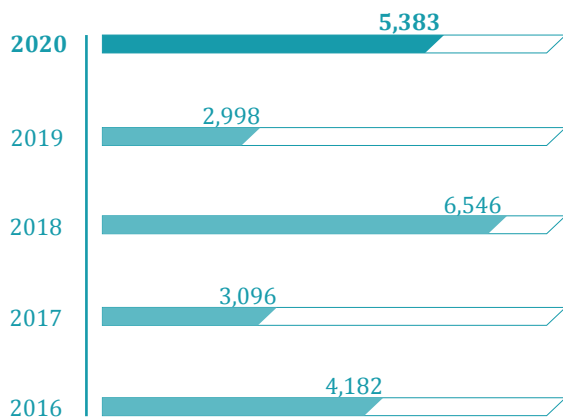
REVENUE (RM Thousand)



PROFIT BEFORE TAX (RM Thousand)



PROFIT FOR THE YEAR (RM Thousand)



EARNINGS PER SHARES (Sen Per Share)



MANAGEMENT DISCUSSION AND ANALYSIS

OVERVIEW OF BUSINESS & OPERATIONS

Turbo-Mech Berhad is the investment holding company for a group of companies engaged in the sale of rotating equipment and spare parts as well as providing maintenance and overhaul services for rotating equipment. The types of rotating equipment currently marketed by our Group are pumps, compressor and turbines. The Group's operations cover the South East Asia region, and can be segmented into Malaysia, Singapore, Indonesia, Philippines, Thailand and Others countries. The Singapore segment which includes the operation results from Vietnam branch office is the major contributor to the Group's revenue. Meanwhile the Group has presence in Malaysia and Brunei through its associate companies.

OVERVIEW OF GROUP OBJECTIVES AND STRATEGIES

Our Group is strategically positioned in between the equipment manufacturers and the end users in the value chain with focus on oil and gas, petrochemical and chemical industries. The equipment manufacturers who are our principals, offer a range of products that are API Standards compliance.

Our wide network that covers a number of countries in South East Asia enables us to be logistically close to customers and have the abilities and capabilities to fulfil our customers' needs.

We will continue to maintain a lean organisation and flexible culture in order to be responsive to the markets' requirement. Our staff turnover is low and we maintain an excellent relationship with our customers as well as our principals. We believe our close geographical proximities will be of advantage to respond to the customers' needs effectively.

REVIEW OF FINANCIAL RESULTS

Revenue

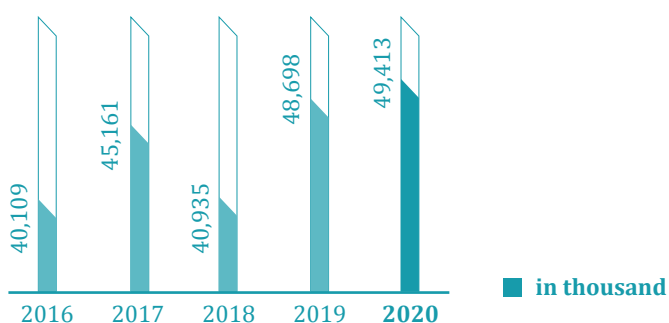
The global oil and gas industry faces an immediate headwind with the sharp decline in global oil prices driven by persistent supply overhang and pandemic driven demand disruption. Year 2020 was another highly challenging year for us as we continue to create value amid increasingly difficult macroeconomic and geopolitical environments. Despite the bearish environment, the Group recorded RM49.4 million in revenue compared to the results of RM48.7 million in 2019.

The average Brent crude oil price in year 2020 was USD43 per barrel, a sharp decline from USD64 per barrel in 2019. Undeniably, the most dominant factor behind market demand of crude oil in 2020 – or lack of it – has been the widespread impact of the Covid-19 pandemic. After plunging in March and April, crude oil prices have seen a partial recovery. However, the recovery of oil price has stalled towards year end amid concerns about renewed COVID-19 infections and their impact on oil consumption.

As economic activity slowed sharply across the industry, our resilience has been tested; we have continued to demonstrate our ability to deliver for our customers despite these challenges. We consider superior customer service to be one of our focuses of success. We strive to collaborate with our customers and become an essential part of their operation process by providing application engineering experience, product reliability and responsiveness of our service. As a result, we have established strong and long-standing customer relationships with numerous industry leaders throughout the years.

Above all, we have posted marginal growth in terms of revenue in year 2020, with much improved gross profit margin, 30.8% against 28.1% in prior year. Our performance in this unprecedented time has reaffirmed the fundamental strength of the Group. We adapted quickly to the challenges of pandemic, putting the safety of our people and communities, while also fully supporting our customers. We show resilience and play a critical role in keeping the essential activities running.

Group Sales Revenue 2016-2020

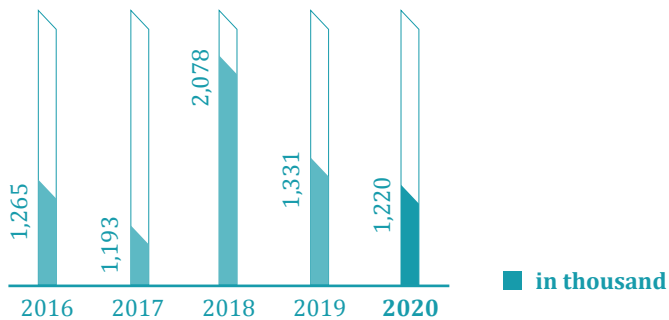


Management Discussion and Analysis

Share of result of associates

The shares of net profit from the associate companies decreased by 8.3% to RM1.22 million from RM1.33 million in the previous year. Despite the market challenges, Bayu Purnama Sdn Bhd being the main contributor of associates result has pulled through a very difficult year in 2020 to emerge still profitable. Petronas, being the largest oil and gas company in Malaysia has urged all oil and gas players to remain conscious of cost, continuous improvement in operation and pursue innovation in respond to the deteriorating market environment. In respond, Bayu Purnama Sdn. Bhd. has continued to build and sustain their presence locally and shown strong resilience as reflected in the financial performance for the year 2020.

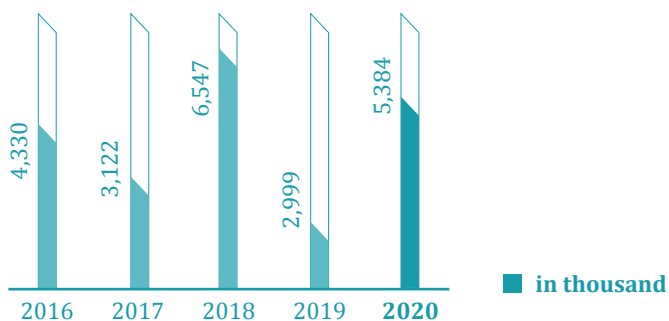
Group Share of Results of Associates 2016-2020



Profit after Tax

Financially, we have exceeded our target, recorded net profit after tax of RM5.4 million, a significant growth of 79.5% as compared to RM3 million in the preceding financial year ended 2019. The Group's net profit after tax represented 10.9% net profit margin compared with 6.2% net profit margin in previous financial year. The increase in net profit margin was mainly due to composition of Group's revenue has gradually shifted towards services revenue which generally yield higher margin, and successful delivery of several orders which were high yielding. Besides, the improved contribution from associate companies, decrease in unrealised losses in foreign exchanges and increase in other income have contributed to better profit after tax.

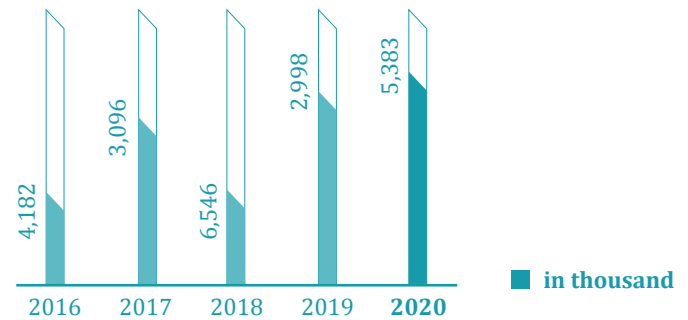
Group Profit After Tax 2016-2020



Attributable Net Profit

The Group's net profit attributable to shareholders was amounting at RM5.4 million in the financial year, as compared to the previous financial year of RM3.0 million. As a result, the Group's earnings per share stood at 4.98 sen compared with 2.78 sen for the previous financial year.

Group Profit After Tax Attributable to Shareholders 2016-2020



Financial Position

As at 31 December 2020, the Group's shareholders' fund rose from RM108 million recorded at the end of 2019 to RM112 million and net assets per share increased from RM1.00 to RM1.04.

The Group continues to maintain a healthy financial position with a cash position of RM47.5 million or net cash per share of 44 sen and current ratio of more than 8 times as at 31 December 2020.

We have demonstrated our strong cash generation ability despite considerable market volatilities. The Board of Directors is therefore pleased to propose a first and final single-tier of 2 sen per ordinary share for the financial year ended 31 December 2020 at the forthcoming Annual General Meeting on 21 May 2021.



Management Discussion and Analysis

REVIEW OF OPERATING ACTIVITIES

The year under review was yet another high challenging year for the Group as the global oil market was volatile as geopolitical instability, rising populism, protectionism and Covid-19 pandemic dominated headlines throughout the year. Especially the prolong and resurgence of waves of the Covid-19 pandemic has exacerbated the already challenging industry.

The Group understands that any outbreak of Covid-19 within the organisation could be catastrophic. We have adapted quickly and implemented actions to reduce the spread of the virus, empowered local leaders to make quick decisions to comply with the best practices. With that, our employees, customers and partners have been satisfied with our quick respond and they can lean on us for make life better. To date, the Group has recorded zero case of infections.

Our financial performance depends on the general condition of the global economy. Any sustained weakness in demand for our products and services resulting from uncertainty in the global oil price and economy could adversely impact our revenue and profitability. However, our performance in these unprecedented times have reaffirmed the fundamental strength of the Group. In the first half of the financial year, the Group's overall performance was highly resilient set against a backdrop of sluggish oil consumption in global market. The Group has maintained the momentum throughout the year and thus we have delivered a commendable financial performance in year 2020.

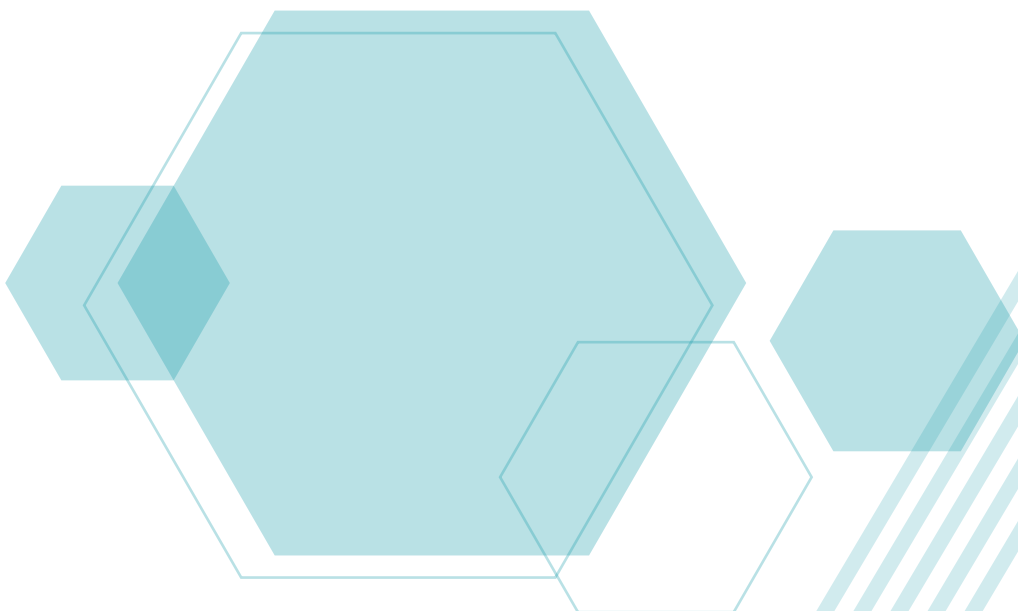
The Group will continue to adapt to a current challenging environment and cushion the risk factors by improving our maintenance and overhaul services as well as enhancing our operational excellence and prudent business decision making. Overall, the focus of the Group will remain on our few key priorities - securing the sales and realizing the cash flow, lowering capital spending, strengthening customers service and maintenance operations and divesting into new business opportunities related to oil and gas industry.

PROSPECTS

As we look ahead to 2021, despite the release of vaccines, the year is still expected to be fraught with numerous challenges arising from the Covid-19 pandemic. The pandemic has plunged many nations into a new normal of social, economic and commercial aftershock. All three of the world's main oil forecasting agencies - the International Energy Agency, the U.S. Energy Information Administration and the Organization of Petroleum Exporting Countries - published their quarterly forecasts in 2020 and none project oil demand will back at 2019 levels by the end of 2021.

Although the oil and gas sector is used to the highs and lows of economic and price cycles, this downturn seems unlike any other. There is no precedent in recent history in dealing with the demand contraction resulting from the new global crisis. Despite of this, the Group will continue to show strong resilience, demonstrate our perseverance and robustness to overcome the challenging business landscape. Our objective will not be moved and we will continue strengthen our foothold in ASEAN region by steadfast in executing our strategies and sustaining our operational efficiencies while maintaining fiscal discipline.

As we move forward into increasingly uncertain times, we stay focus in delivering long term value to our stakeholders. We have set our sights in optimising business sustainability and continue to remain prudent in our approach. With that in mind, the Group will continue to improve operational excellence, remain focus on the opportunities available, developing new capabilities, preserving cash and working closely with customers, employees and all stakeholders. Further with the stewardship and astute insights of our Board and disciplined execution of strategy by management, the business prospect of the Group will remain positive and encouraging.



SUSTAINABILITY STATEMENT

OUR SUSTAINABILITY STATEMENT

We at Turbo-Mech Berhad (“Turbo-Mech” or “the Group”) proudly present our fourth sustainability statement. It captures our journey to build sustainable value creation, outlining our sustainability approach as well as how we identify risks and opportunities across our value chain.

SCOPE AND PERIOD OF REPORTING

This statement covers the operations of our associate company in Malaysia (Bayu Purnama Sdn. Bhd.) and our subsidiary in Singapore (Turbo-Mech Asia Ltd.); as well as the Group’s headquarters office in Petaling Jaya, Selangor. The reporting period is from 1 January 2020 to 31 December 2020 (“FY2020”)

REPORTING STANDARDS AND GUIDELINES

This statement is a Bursa Securities Berhad’s Main Market Listing Requirement. It is prepared in accordance with Bursa Malaysia’s Sustainability Reporting Guide (2nd Edition) with reference to the Global Reporting Initiative (GRI) Standards 2018 – Core Option.

FEEDBACK

Our statement is available on our corporate website (www.turbomech.com.my) and we welcome stakeholders to share their feedback on this statement. We can be contacted at:

Name : Mr. Tay Wee Bon
 Designation : Finance Manager
 Email : wbtay@bayupurnama.com.my
 Contact Number : 03-78055592

OUR SUSTAINABILITY REPORTING ROADMAP

Since FY2017, we have been building our reporting practice to comply with the latest sustainability guidelines and to update our stakeholders on how we address risks and opportunities identified in the economic, environmental and social front of our business.






Sustainability Statement

OUR COMMITMENT TO SUSTAINABILITY

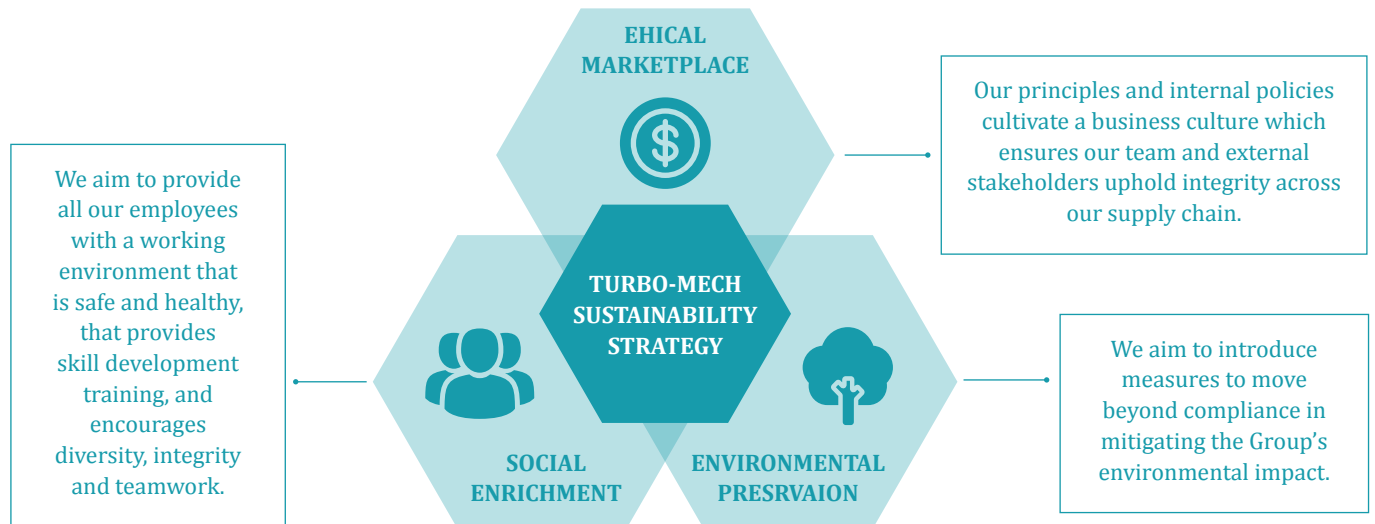
United Nations Sustainable Development Goals (UN SDGs)

We recognise that the 17 UN SDGs can be met if a multitude of stakeholders and businesses participate and contribute. Our commitment and focus are on SDG 8, SDG 12 and SDG 16, as they are closely linked to our strategy to build sustainability throughout the organisation and to the Group's vision.

	<p>Implemented the COVID-19 Safe Management Measures Plan as a guideline for workplace practices in FY2020 during the pandemic.</p>
	<p>Ensuring all by-products of Turbo-Mech's operations are managed by licensed contractors to prevent any lasting environmental impacts.</p>
	<p>Contributed critical personal protection equipment to the Ministry of Health, to assist frontline workers in their effort to fight COVID-19. Developed and implemented the Anti-Bribery Management System Policy as a commitment to prevent corruption.</p>

Our Sustainability Strategy

Our vision to be an industry leader in maintenance and overhaul servicing of rotating equipment for the oil and gas industry, depends on our ability to create long-term value and business resilience. The Group's vision was a key consideration in developing our sustainability strategy which covers three areas: Our Clients (Ethical Marketplace), Our Environment (Environmental Preservation) and Our People (Social Enrichment).



OUR COMMITMENT TO SUSTAINABILITY

Sustainability Governance

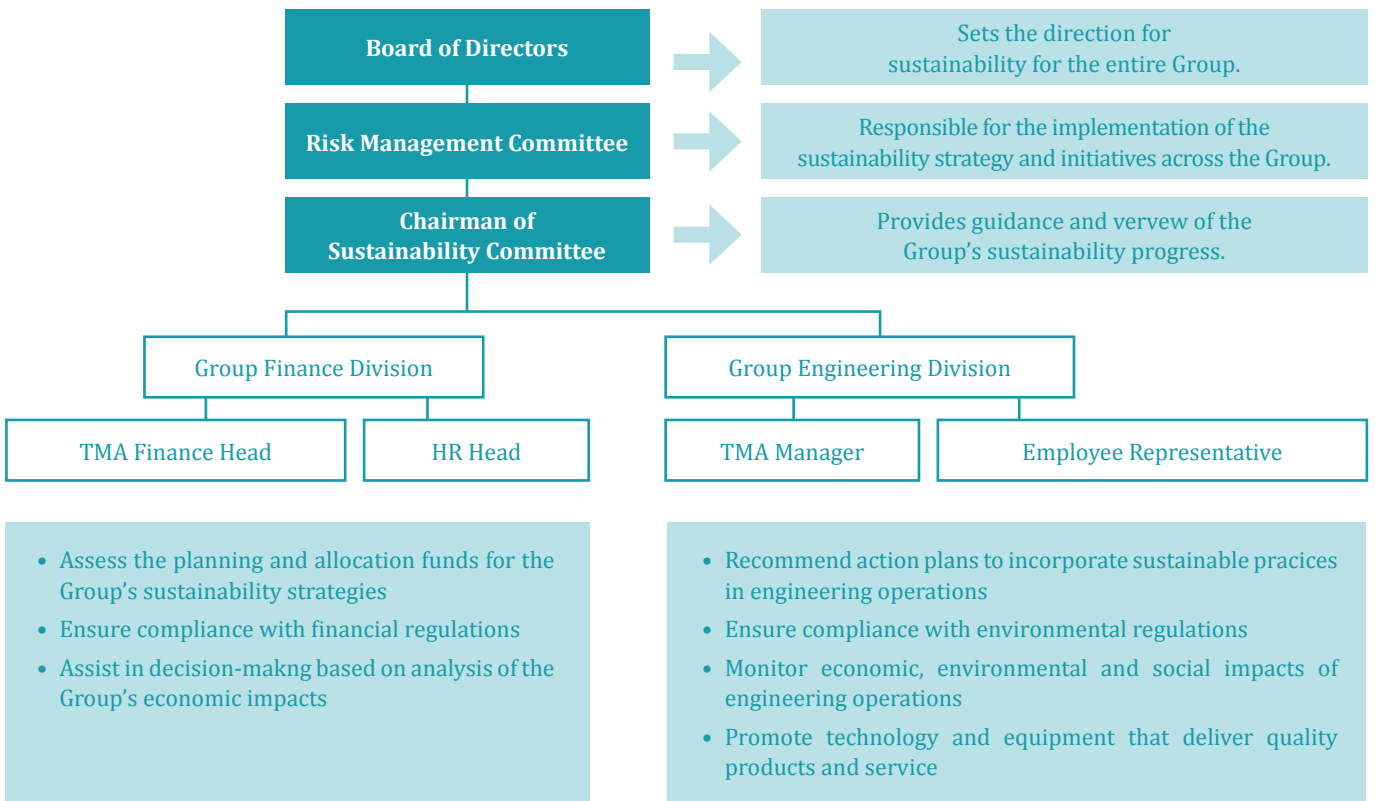
Having an effective governance structure is essential when formulating an effective sustainable strategy for any business. We have retained the 2019 sustainability governance structure as we have found it to be effective in managing our action plans and setting the sustainability agenda.

Sustainability Statement

OUR COMMITMENT TO SUSTAINABILITY (CONT'D)

Sustainability Governance (Cont'd)

The Board of Directors sits at the top of Turbo-Mech's sustainability governance structure and is assisted by committees covering key aspects of our business. Our sustainability structure as well as the roles and responsibilities of each constituent are illustrated below:



ACTIVE STAKEHOLDER ENGAGEMENT

Stakeholder	Stakeholder Areas of Interest	How Turbo-Mech Responds to Stakeholder Concerns and Expectations
Investors	<ul style="list-style-type: none"> • Corporate financial performance • Succession planning 	<ul style="list-style-type: none"> - Annual general meetings are held to consult with and safeguard the interest of shareholders. - Quarterly financial statements to ensure stakeholders receive this information in a timely manner.
Clients	<ul style="list-style-type: none"> • Competency • Innovation and technology • Worker's health and safety • Cost of products and services • Response time and delivery • Reaction time to complaints and enquiries/ aftersales service 	<ul style="list-style-type: none"> - Daily/weekly face-to-face meetings, workshop visits and troubleshooting sessions held to create a culture of prioritising clients. - Biannual product training and weekly witness testing conducted to ensure clients satisfaction. - The corporate website is available for customers to submit online queries and concerns.

Sustainability Statement

ACTIVE STAKEHOLDER ENGAGEMENT (CONT'D)

Stakeholder	Stakeholder Areas of Interest	How Turbo-Mech Responds to Stakeholder Concerns and Expectations
Employees	<ul style="list-style-type: none"> • Career development • Safe and healthy workplace • Remuneration • Succession planning 	<ul style="list-style-type: none"> - Provide training programmes and project assignments throughout the year that align with the Group's business goals. - Annual appraisals for all employees to evaluate work performance and review opportunities for career advancements. - Regular training on Occupational Health and Safety (OHS) practices to strengthen the safety culture at the workplace. - Monthly employee engagement sessions such as festive events and exercise sessions.
Regulatory Agencies and Statutory Bodies	<ul style="list-style-type: none"> • Labour practices and compliance • Environmental compliance • Workplace safety 	<ul style="list-style-type: none"> - Investigations into workplace safety incidents. - Annual inspection of equipment to ensure the health and safety of employees are properly taken care. - Unannounced inspections and visits to ensure best practices of waste management.
Suppliers	<ul style="list-style-type: none"> • Competency • Response time and delivery 	<ul style="list-style-type: none"> - Face-to-face meetings - Product training with suppliers to implement effective supply chain management.

MATERIAL MATTER PRIORITISATION

Turbo-Mech's Sustainability Committee conducted the materiality assessment in 2018 to identify the significant environmental, economic and social risks and opportunities (material matters). The assessment process evaluated the impact each material matter has on our business operations and influence it has on stakeholder decision making.

This year, we have retained the material matters that were identified and ranked in 2018 as it continues to remain relevant to our business strategy, vision and mission. The material matters have been categorised into the three (3) pillars of our sustainability strategy: Ethical Marketplace, Environmental Preservation and Social Enrichment. The materiality matrix below maps the ranking of our material matters.








Sustainability Statement

MATERIAL MATTER PRIORITISATION (CONT'D)

Mapping Our Material Matters

We have improved our mapping of material matters in FY2020 to better convey Turbo-Mechs commitment for sustainable value creation. The material matters are categorised into sustainability themes, with the corresponding material matter and stakeholders.

Sustainability Pillars	Importance of Material Matter	Interested Stakeholder Group(s)
Ethical Marketplace    <i>Cultivate an ethical business culture that ensures the Group's decisions meet the expectations of our stakeholder</i>	Ethics & Integrity Why is this important? <i>Ethical business conducts and practices are critical to promoting a good corporate image and earning the trust of our stakeholders.</i>	<ul style="list-style-type: none"> Investors Employees Regulatory Agencies and Statutory Bodies
	Quality Assurance Why is this important? <i>Maintaining a quality-focused brand allows Turbo-Mech to attract/retain customers and investors in a competitive marketplace.</i>	<ul style="list-style-type: none"> Investors Clients
	Compliance Why is this important? <i>Complying with relevant regulations ensures Turbo-Mech's work and product footprint does not exceed permissible limits.</i>	<ul style="list-style-type: none"> Regulatory Agencies and Statutory Bodies
	Risk Management Why is this important? <i>Identifying risks and opportunities to optimise production as well as minimise disruptions to Turbo Mech's operations.</i>	<ul style="list-style-type: none"> Investors Employees
Environmental Preservation  <i>Managing our business operation to reduce our environmental footprint</i>	Energy, Water & Waste Management Why is this important? <i>Managing energy, water and waste in a sustainable manner helps fulfil Turbo-Mech's commitment to environmental preservation.</i>	<ul style="list-style-type: none"> Regulatory Agencies and Statutory Bodies
Social Enrichment  <i>Allocating sufficient resources to protect the wellbeing of our workers and promoting their socio-economic status</i>	Occupational Health & Safety Why is this important? <i>Maintaining high OHS standards mitigates safety incidents and accidents at the workplace.</i>	<ul style="list-style-type: none"> Employees Regulatory Agencies and Statutory Bodies
	Capacity Building Why is this important? <i>Career training enriches the skillset of the Turbo-Mech team and promotes the development of new talents/skills..</i>	<ul style="list-style-type: none"> Employees
	Talent Management Why is this important? <i>Turbo-Mech recruits and retains highly trained and skilled workers to be a competitive player in the industry.</i>	<ul style="list-style-type: none"> Investors Employees

Sustainability Statement



ETHICAL MARKETPLACE

Turbo-Mech's operational integrity is defined by a robust framework and management system implemented to monitor the quality of the Group's products and services. This allows the Group to uphold its business standards and meet the challenges of the current marketplace.

Ethics and Integrity

Our Vision and Mission guide our actions in endorsing good business practices across our supply chain. We do not tolerate any form of corruption or misconduct. The policies and internal guidelines that we have at Turbo-Mech to safeguard the Group from corruption or misconduct include the Code of Conduct (CoC), Whistle-blowing Policy and the Anti-Bribery Management System Policy, which was implemented in FY2020. The policies and CoC are publicly available on our corporate website.

Code of Conduct

The CoC was established to encourage an ethical work culture among employees throughout the organisation, across all levels of management, from supervisory ranks to operations. The document lists the Group's expectations of its employees when representing Turbo-Mech and while running operations. The CoC is communicated internally to employees during business meetings and interested external parties can view the CoC on the Group's website.

Whistle-blowing Policy

Turbo-Mech has also established a Whistleblowing Policy and mechanism to provide a channel for registering grievances and concerns around business practices. Any whistle-blower reporting in good faith will be protected from retaliation or reprisal by supervisors/managers in the Group. The Policy and e-Form is also available on Turbo-Mech's corporate website. Zero whistleblowing incidents were reported in this reporting period.

Anti-Bribery Management System Policy

As part of the Anti-Bribery Management System Policy, Turbo-Mech has a "No-Gift Policy" which prohibits employees from accepting gifts from external parties that may have interest in doing business with Turbo-Mech. The Anti-Bribery Policy includes the due diligence process and management for areas with potential risk of corruption. Third-party entities in business with Turbo-Mech are presented a declaration form to ensure they comply with the Group's Anti-Bribery Management System Policy. This Policy is available to the public on the corporate website.

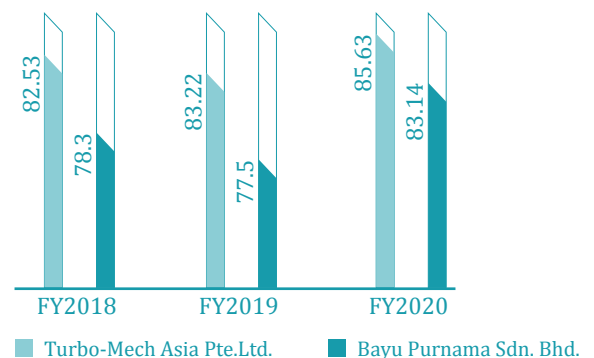
Quality Assurance

Turbo-Mech Asia's Management System is ISO 9001:2015 (Quality Management System) and ISO 45001:2018 (Occupational Health and Safety Management System) certified to ensure our products and services meet client expectation. It is our dedication to delivering quality products that allows Turbo-Mech to attract the attention of potential customers as well as retain the loyalty of current customers. We conduct annual internal audits on our products annually, as well as an external audit every 9 months for quality control.

The Group also monitors its product and service delivery performance. Customers satisfaction surveys have been conducted on a quarterly basis since FY2018. These surveys cover product reliability, delivery management and customer communication, and allows us to benchmark our current performance against that of previous years.

The average score was recorded at 85.63% and 83.14% for Turbo-Mech Asia Pte. Ltd. (TMA) and Bayu Purnama Sdn. Bhd. (Bayu) respectively in FY2020, as seen in the figure above. This marks an overall increase in customer satisfaction score since the previous reporting period. The information is collected and internal meetings are conducted annually to identify areas for improvement between customer expectation and the Group's performance as well as to propose action plans that will address the identified gaps.

Average Customer Satisfaction Score (%)



Sustainability Statement

ETHICAL MARKETPLACE (CONT'D)

Compliance

Strict internal procedures and guidelines have been implemented to ensure compliance with applicable laws and regulations for each subsidiary. Turbo-Mech also consults with external auditors as well as refer to the relevant ISO standards for additional support. Due to our meticulous regulatory management, Turbo-Mech recorded zero incidents of non-compliance in FY2020.

Due to the COVID-19 pandemic, new health regulations both in Singapore and in Malaysia were introduced to reduce the spread of the contagion. The table below lists the laws that the Group and its subsidiaries are required to comply with in order to run their business.

Turbo-Mech Berhad & Bayu Purnama Sdn. Bhd. (Malaysia)	Turbo-Mech Asia Pte. Ltd. (Singapore)
<ul style="list-style-type: none"> • Employment Act 1955 • Factories and Machinery Act 1967 • Environmental Quality 1974 • Fire Services Act 1988 • Minimum Wage Order 2016 • Companies Act 2016 • Malaysian Code of Governance (MCCG) 2017 • Department of Occupational Safety and Health (DOSH) requirements • COVID-19 (Temporary Measures) Act 2020 • COVID-19 (Temporary Measures) (Control Order) Regulations 2020 	<ul style="list-style-type: none"> • Environmental Public Health Act 1987 • Companies Act 2014 • Employment Act 2019 • Workplace Safety and Health (medical examination) Regulation • Infectious Diseases (Workplace Measures to prevent spread of Covid-19) Regulations 2020

Risk Management

Identifying risks at an early stage allows us to make informed decisions about how best to avoid or reduce them. Turbo-Mech's Risk Management Committee (RMC) oversees the Group's risk management procedure. The illustration below details the Group's internal control framework to ensure we are well prepared for any potential adverse impacts on business operations.



COVID-19 Response

TMA performed a comprehensive risk assessment of the workplace in response to the COVID-19 outbreak in May 2020 to identify business activities that may potentially affect the health of employees and clients within the area of operations. Control measures have been implemented to minimise the risk of infection and will be reviewed periodically to evaluate its effectiveness, including safe distancing measures, strict hygiene practices and wearing face masks during work hours.

Sustainability Statement



ENVIRONMENTAL PRESERVATION

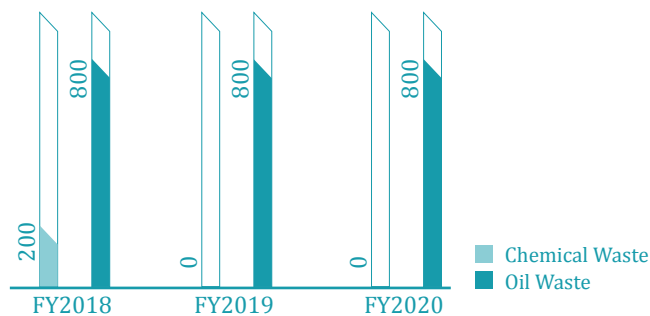
Turbo-Mech is cognisant of the current issues regarding environmental degradation and climate change. Our reporting on environmental management practices have expanded to include energy and water to provide a more in-depth approach on how Turbo-Mech minimises its environmental impacts.

Waste, Energy and Water Management

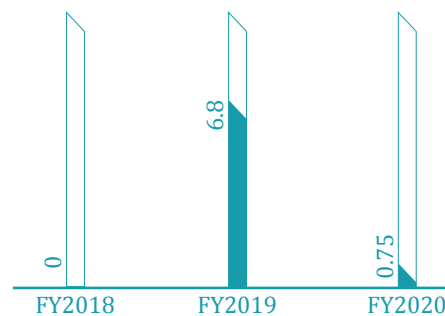
Waste

As a supplier to the oil and gas industry, proper waste management at our facilities is crucial for optimising the production process. Equipment cleaning and machinery maintenance at TMA generate scheduled waste including oil, chemical and scrap metal. All chemical and oil waste are stored in sealed drums to prevent accidental spills or leakages to the environment. In Singapore, chemical and oil waste is periodically sent to NEA-licensed (National Environment Agency) contractors for proper disposal, in compliance with the country's waste regulation. The scrap metal waste, on the other hand, is sent to a waste contractor and diverted from the landfill by undergoing a recovery process. The scheduled waste and scrap metal generation for TMA in FY2020 is illustrated below.

Scheduled Waste in FY2020 (Litre)



Scrap Metal Generation (Tonnes)



The amount of oil waste generated remained consistent in FY2020 at 800 litres. Similar to FY2019, no chemical waste was generated in this reporting period. Our scrap metal generation weighed 0.75 metric tonnes, an approximate reduction of 90% from 6.8 tonnes FY2019. The Group will continue its monitoring effort to evaluate our progress in waste management best practices.

Energy

The energy and water consumption was recorded only at TMA, as TMA is primary operating plant for the Group. We recorded the electricity consumption in TMA to calculate the energy intensity of our operations. The pump performance and mechanical running tests at TMA has the highest demand for electricity as the tests are frequently conducted.

Based on TMA's electricity consumption, the amount of electricity consumed per square metre of TMA operations area (i.e. energy intensity) was calculated. As shown in the graph below, our operations experienced a 5.17% increase in energy intensity in FY2020.

Energy Intensity at TMA (kWh/m²)



Water

TMA's operations require water for cooling and maintenance purposes, with the high pressure water cleaning operations consuming the most water. Turbo-Mech's water consumption increased by 0.7% in FY2020, from 734.9 m³ in FY2019 to 740 m³.

Total Water Consumption at TMA (m³)



Sustainability Statement

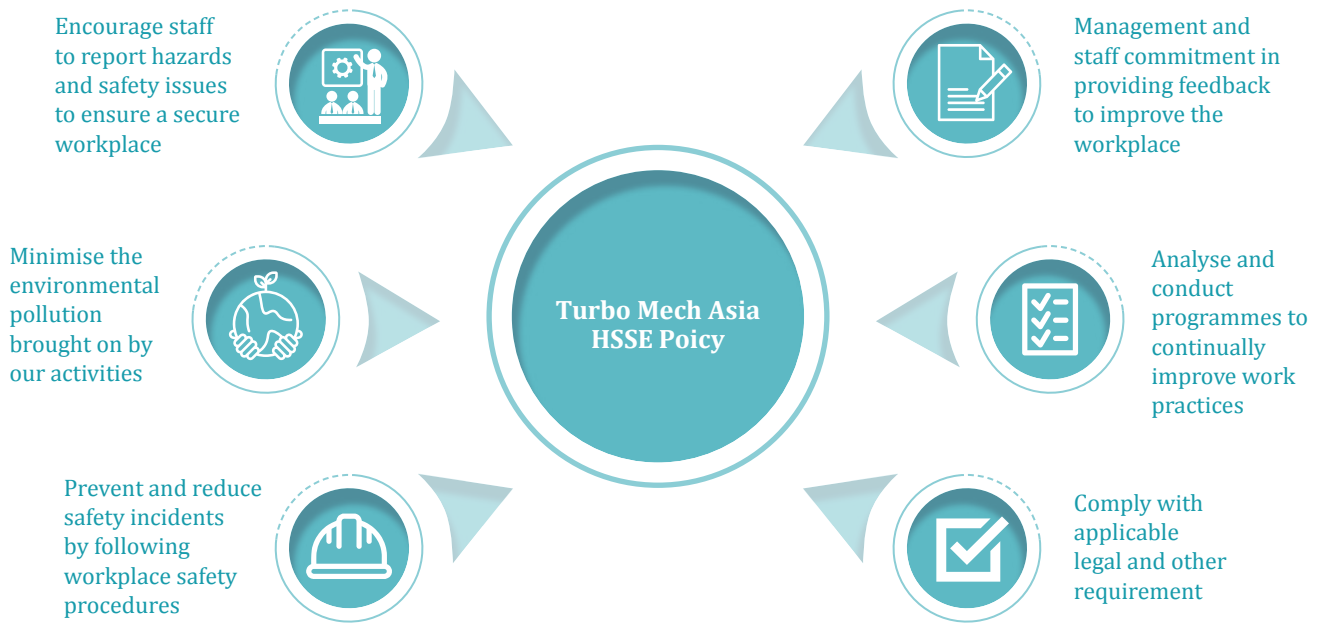


SOCIAL ENRICHMENT

Turbo-Mech aspires to be a role model and have a positive impact on society. We strive to ensure our employees have a safe and healthy workplace and opportunities for personal and career development. We also work towards improving the livelihood of local communities through corporate social responsibility (CSR) programmes.

Occupational Health and Safety (OHS)

As a supplier of manufactured parts for the oil and gas industry, workplace safety is critical to ensure optimal business performance. TMA’s Health and Safety, Security and Environmental (HSSE) Policy is ISO 45001:2018 certified. It documents our responsibilities to safeguarding the wellbeing of the people and environment as exemplified below.



To ensure the HSSE Policy is integrated into our operations, the Hazard Identification, Risk Assessment and Risk Control (“HIRARC”) outlines the procedures which Turbo-Mech applies when performing risk assessment in the workplace. The HIRARC also acts as a guideline for actions taken to address workplace incidents.

Furthermore, a Workplace Safety and Health (WSH) Committee was established to monitor the Group’s OHS-related performance in the Group. Monthly assessments are conducted by the Committee to review current health and safety issues. A total of 53,774 man-hours were recorded for TMA in this reporting period, with only 1 LTIFR documented from a reported safety incident.

Turbo-Mech educates and train its employees on industry best practices to prevent workplace accidents. However, the COVID-19 pandemic combined with the workplace safety training mandating physical attendance significantly impacted the number of safety training programmes conducted in FY2020. Two training programmes were conducted in FY2020, Fit Respiratory Test and refresher course for occupational first aid. We will resume the schedule of safety training programmes when it is more conducive and deemed safe to meet and gather.

COVID-19 Response

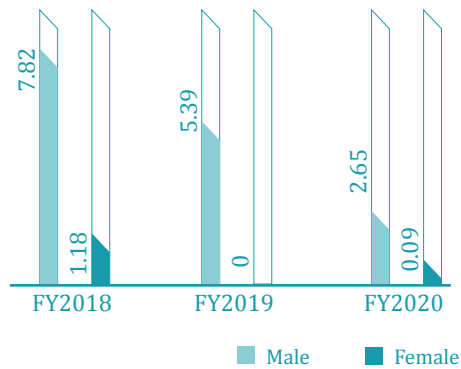
In compliance with the COVID-19 Regulations 2020, TMA developed and implemented the COVID-19 Safe Management Measures Plan for its facilities in Singapore. Some of the practices implemented at the workplace were temperature recording of each employee (twice daily), physical distancing between workspaces, maintaining contact tracing measures and providing surgical face masks to employees.

Sustainability Statement

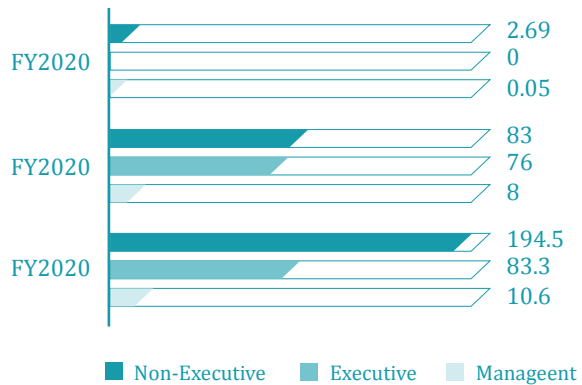
Capacity Building

To encourage personal and professional growth of our employees, Turbo-Mech conducts a Training Needs Analysis annually to assess the training requirements for our employees. The types of training programmes assessed includes both technical and non-technical training.

Scheduled Waste in FY2020 (Litre)



Energy Intensity at TMA (kWh/m²)



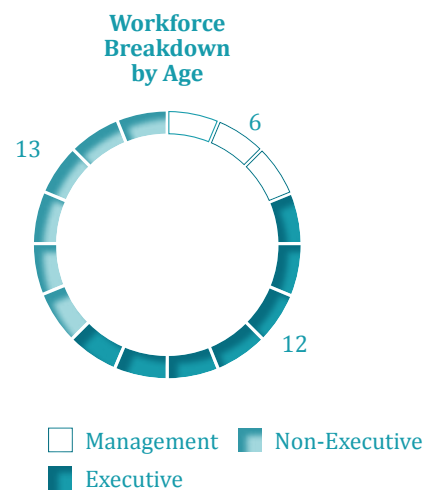
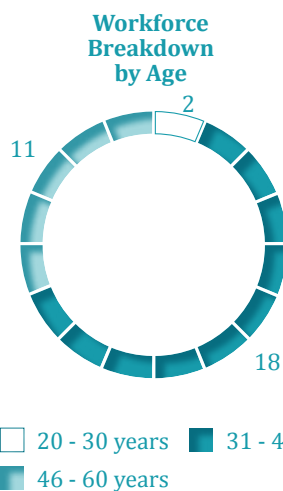
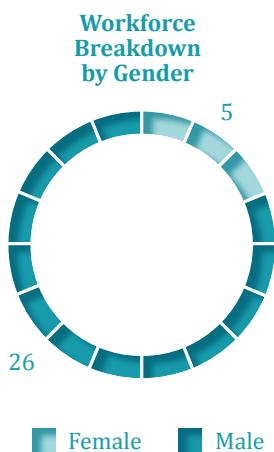
The average training hours recorded in FY2020 was at 2.74 hours, compared to 5.39 hours in FY2019. The reduction in training hours is due to all non-essential events, which includes training, being cancelled or postponed to limit the spread of COVID-19.

Like in FY2019, Turbo-Mech placed more emphasis on technical training which is more relevant to the roles held by male employees as opposed to the administrative and non-technical roles held by female employees. This has also lead to non-executive employees receiving more training hours than the Management or Executive category, as their roles are more technical in nature, including equipment maintenance and overhaul services.

Talent Management

At Turbo-Mech, our hiring process is non-discriminatory and we recognise the value a diverse workforce brings to a company. When hiring, we look for candidates that are best suited for the job, based on their qualifications and merit.

The figures below illustrate the breakdown of our workforce by gender, age and employment category.



In FY2020, Turbo-Mech had 31 employees and the constitution of the workforce was majority male (84%) and non-executive employees (42%). The high percentage of non-executive employees can be attributed to the labour-intensive nature of the workload.

Sustainability Statement

Talent Management (Cont'd)

Senior employees are expected to possess relevant industry experience, provide guidance and exhibit leadership skills, while new employees below the age of 30 are expected to show willingness to learn and adapt to change should the need arise. 58% of Turbo-Mech's workforce is made up of employees in the 31-45 age group, followed by the 46-60 age group (35.5%) and finally the 20-30 age group (6.5%).

We are proud to announce that in FY2020, 100% of our senior management in Bayu Purnama and TMA comprised locals from Malaysia and Singapore respectively. This encourages growth in the skills for local populations, as well as empowers them by providing opportunities to improve their socio-economic status.

The Group offers its employees benefits such as life insurance, disability coverage, maternity leave as well as contributes to the employee providence fund (EPF). In FY2020, TMA recruited 7 new employees (3 males and 4 females) and had a turnover of 4 employees (2 male and 2 female).

Community Engagement

As part of our CSR Initiative in FY2020, we donated 1000 units of Personal Protection Equipment (PPE) worth RM29,000 to the Ministry of Health (MOH) to help medical staff and frontline workers combat the outbreak of COVID-19.

MOVING FORWARD

Business success is determined by how well we meet our stakeholders interests and concerns. This is a key consideration in our decision-making process to meet client expectations, generate revenue and create shared value where possible.

Regulatory compliance is non-negotiable across our operations. We monitor the impact of our operations to meet regulations as well as keep a close eye on changes and updates within the regulatory landscape.

COVID-19 has brought on unprecedented challenges to our business in terms of workplace safety and market demand. We have taken the necessary steps to assess and prevent the spread of the contagion

We believe that a continuous effort to instil sustainable practices throughout our supply chain not only benefits our stakeholders in the medium and long-term, but also provides a robust foundation for the Group to face risks in the future and build business resilience.

Sustainability Statement

GRI Content Index

GRI Standard	Disclosure Number	Description	Reference	Page
GRI 102: General Disclosures 2016	102-1	Name of organisation	Our Sustainability Statement	23
	102-3	Location of headquarters	Scope and Period of Reporting	23
	102-4	Location of operations		
	102-16	Values, principles, standards and norms of behaviour	Ethics and integrity	28
	102-17	Mechanism for advice and concerns about ethics		
	102-18	Governance structure	Sustainability Governance	25
	102-30	Effectiveness of risk management processes	Risk Management	29
	102-40	List of stakeholder groups	Active Stakeholder Engagement	25
	102-43	Approach to stakeholder engagement		
	102-44	Key topics and concerns raised		
	102-47	List of material topics	Material Matter Prioritisation	26
	102-50	Reporting period	Scope and Period of Reporting	23
	102-53	Contact point for questions regarding report	Feedback	23
	102-55	GRI content index	GRI Content Index	34
GRI 202: Market Presence 2016	202-2	Proportion of senior management hired from the local community	Talent Management	32
wsa	302-3	Energy intensity	Environmental Preservation	30
GRI 303: Water and Effluents 2018	303-5	Water consumption		
GRI 306: Waste 2020	306-3	Waste generated	Environmental Preservation	30
GRI 401: Employment 2016	401-1	New employee hires and employee turnover	Talent Management	32
	401-2	Benefits provided to full-time employees that are not provided to temporary or part-time employees		
GRI 403: Occupational Health and Safety 2018	403-1	Occupational health and safety management system	Occupational Health and Safety (OHS)	31
	403-2	Hazard identification, risk assessment and incident investigation		
	403-5	Worker Training on occupational health and safety		
	403-6	Promotion of worker health	COVID-19 Response	31
	403-9	Work-related injuries	Occupational Health and Safety (OHS)	31
GRI 404: Training and Education 2016	404-1	Average hours of training per year per employee	Capacity Building	32
	404-2	Programs for upgrading employee skills and transition assistance programs		
GRI 405: Diversity and Equal Opportunity 2016	405-1	Diversity of governance bodies and employees	Talent Management	32

CORPORATE GOVERNANCE OVERVIEW STATEMENT

INTRODUCTION

The Board of Directors (“Board”) of Turbo-Mech Berhad (“Turbo” or the “Company”) and its subsidiaries (hereinafter referred to as the “Group”) recognises the importance of the application of the Malaysian Code on Corporate Governance (“MCCG”), effective stewardship and strong corporate values that contribute to the success of the Group. The Company is headed by an effective Board that is collectively responsible for its long-term success and ensure that it operates effectively and efficiently and remains committed to maintaining strong momentum in pursuit of excellence in the way of the Company is governed.

This Corporate Governance Overview Statement (“Statement”) provides a summary of the Company’s corporate governance practices during the financial year under review, guided by the following three (3) principles set out in the MCCG:-

Board Leadership & Effectiveness	Effective Audit & Risk Management	Integrity in Corporate Reporting & Meaningful Relationship with Stakeholders
----------------------------------	-----------------------------------	--

This Statement is to be read together with the Corporate Governance Report (“CG Report”), which is prepared based on a prescribed format as outlined in Paragraph 15.25(2) of the Main Market Listing Requirements (“MMLR”) of Bursa Malaysia Securities Berhad (“Bursa Securities”). The CG Report, which provides details on how the Company has applied each Practice as set out in the MCCG during the financial year review, is made available on the Company’s website at <http://www.turbomech.com.my/investor-corporate-governance.php> as well as via an announcement on the website of Bursa Securities.

PRINCIPLE A : BOARD LEADERSHIP AND EFFECTIVENESS

I. BOARD RESPONSIBILITIES

1. Clear roles and responsibilities

The Board is accountable and responsible for the overall performance and affairs of the Group by overseeing and appraising the Group’s strategies, policies and performance.

The Board assumes, amongst others, the following duties and responsibilities:-

- Review and adopt a strategic plan for the Group, addressing the sustainability of the Group’s business;
- Oversee the conduct of the Group’s business;
- Identify principal risks and ensure the implementation of appropriate internal controls and mitigation measures;
- Succession planning for senior management;
- Oversee the development and implementation of a shareholder communication policy for the Group; and
- Review the adequacy and the integrity of the management information and risk management and internal controls system of the Group.

The Board is collectively responsible for creating and delivering long-term sustainable value for the business while being guided by the Board Charter and the Standard Operating Procedures on Authority Limit. The Board Charter serves as a reference point for Board’s activities and promotes good corporate governance. The Board reviews its Board Charter once in every two (2) years and updates the Board Charter to ensure it complies with legislations and best practices and remains relevant and effective in light of the Board’s objectives. The Board Charter was last reviewed on 26 August 2019, and is made available on the Company’s website at www.turbomech.com.my. The Board had on 1 June 2020 reviewed and revised the Standard Operating Procedures on Authority Limit to govern and limit the purchase authority.

The Directors are to devote sufficient time and effort to carry out their responsibilities. It is also the Board’s policy for Directors to notify the Chairman before accepting any new directorships notwithstanding that the MMLR allow a Director to sit on the board of 5 listed issuers.

The Board is mindful of its role to establish a corporate culture which inculcates ethical conduct that permeates throughout the Group. Accordingly, the Board had formalised a Code of Conduct for Directors and Employees. The Board has also established Whistleblowing Policy to foster an ethical culture throughout the Company and allows legitimate ethical concerns to be raised in strict confidence without the risk of reprisal. The Code of Conduct and Whistleblowing Policy are reviewed periodically by the Board. These policies are also available on the Company’s website at www.turbomech.com.my.

In compliance with the recent amendment of Section 17A of the Malaysian Anti-Corruption Commission Act 2009 and guided by the principles of the Ministerial Guidelines and Paragraph 15.29 of the MMLR of Bursa Securities in relation to anti-bribery, the Board had on 29 May 2020 approved the adoption of Anti-Bribery Management System Policy (“ABMS Policy”) in order to achieve and maintain the highest standard of integrity and work ethics in the conduct of its business and operations. The ABMS Policy provides guidance to all employees of the Group relating to specific acts of bribery and corruption and also the related matters such as proper reporting and accountabilities. The ABMS Policy is available on the Company’s website at www.turbomech.com.my.

Corporate Governance Overview Statement

PRINCIPLE A : BOARD LEADERSHIP AND EFFECTIVENESS (CONT'D)

I. BOARD RESPONSIBILITIES (CONT'D)

2. Separation of positions of the Chairman and Chief Executive Officer

There is a clear division of responsibilities between the Chairman and Chief Executive Officer cum Executive Director for ensuring there is a balance of power and authority in the Company. The Chairman is responsible for the effective functioning of the Board and implementation of the Board's policies and decisions. Whilst, the Chief Executive Officer cum Executive Director is responsible for managing the day-to-day business operations of the Group with powers, discretions and delegations authorised from time to time by the Board.

The separation of the roles of the Chairman and Chief Executive Officer ensures a balance of power and authority such that considerable concentration of power does not lie with any one individual. The details of the responsibilities of the Chairman and Chief Executive Officer are clearly set out in the Board Charter.

3. Supply of and Access to Information

All Directors have full and unrestricted access to all information pertaining to the Group's businesses and affairs in a timely manner to enable them to discharge their duties effectively.

The Board meets on a scheduled basis, at least four (4) times a year to oversee and monitor the development of the Group. Additional meetings will be held on ad-hoc basis to deliberate on matters requiring its immediate attention. All information with regards to the agenda and Board papers are circulated seven (7) days prior to the meetings to give Directors sufficient time to deliberate on issues to be raised at the Board meetings.

4. Supported by Competent Company Secretaries

The Board is supported by qualified, competent and capable Company Secretaries. The Directors have ready and unrestricted access to the advice and services of the Company Secretaries to enable them to discharge their duties effectively.

The Board is also regularly updated and kept informed of the latest developments in the legislation and regulatory framework affecting the Group and are advised on the proposed contents and timing of material announcements to be made to regulatory authorities.

The Company Secretaries attended all Board and Board Committee meetings and are responsible for ensuring the meeting procedures are followed including disseminating complete and accurate meeting materials in a timely manner to allow Board members to have sufficient time to review the relevant documents prior to meetings. The Company Secretaries also facilitate the communication of key decisions and policies between the Board, Board Committees and Management.

The information of the Company Secretaries' qualification can be found in Corporate Information of this Annual Report.

II. BOARD COMPOSITION

1. Board Composition and Balance

The strength of the Board lies in the composition of its members. The current members of the Board have a wide range of expertise, extensive experience and come from diverse backgrounds. The Board currently comprises two (2) Executive Directors (including the Executive Chairman and Chief Executive Officer cum Executive Director), two (2) Independent Non-Executive Directors and two (2) Non-Independent Non-Executive Directors.

The composition of the Board complies with Paragraph 15.02(1) of the MMLR. The Board is therefore of the opinion that the interests of shareholders of the Company are fairly represented through the current composition of the Board and its size constitutes an effective Board to the Company. The wide spectrum of knowledge, skills and experience of the Board members strengthen the leadership which is necessary for the stewardship of the Group. The profiles of each Director are presented on page 16 to page 18 of this Annual Report.

Although the Board does not comprise at least 50% of Independent Directors as recommended in the MCCG, the Independent Directors together with the Chairmen of Audit Committee and Nomination Committee who are both Independent Non-Executive Directors are able to exercise strong independent judgement and provide independent views and advices to all Board deliberations.

Corporate Governance Overview Statement

PRINCIPLE A : BOARD LEADERSHIP AND EFFECTIVENESS (CONT'D)

II. BOARD COMPOSITION (CONT'D)

1. Board Composition and Balance (Cont'd)

The presence of Independent Non-Executive Directors also safeguards the interest of the stakeholders in ensuring that the highest standard of conduct and integrity are maintained. Their role is to ensure that any decision of the Board is deliberated fully and objectively with regards to the long term interest of all stakeholders.

During the financial year under review, the Board via the Nomination Committee assessed the independence of its Independent Non-Executive Directors and reaffirmed their independence in accordance with the criteria of Independent Non-Executive Directors as provided in the MMLR of Bursa Securities.

An Independent Non-Executive Director, namely Mr Tam Juat Hong, will reach his nine (9) years tenure on 24 May 2021. The Nomination Committee and the Board, after having assessed the independence of the said Independent Director, recommended for shareholders' approval on the retention of the said Independent Director by providing the valid justifications at this forthcoming Annual General Meeting ("AGM") of the Company.

The Board recognises the importance of having a Senior Independent Non-Executive Director to serve as a sounding board for the Chair and as an effective conduit for other Independent Directors to voice their concern. The Board has identified Encik Azhar Bin Mohamad, who is also the Chairman of the Nomination Committee as the Senior Independent Non-Executive Director of the Company. His duties would typically include the following:-

- a. Serve as a Chairman of the Nomination Committee;
- b. Ensure all Independent Directors have an opportunity to provide input on the agenda and advise the Chairman on the quality, quantity and timeliness of the information submitted by the Management that is necessary or appropriate for the Independent Directors to perform their duties effectively; and
- c. Serve as a designated contact for consultation and direct communication with the shareholders on areas that cannot be resolved through the normal channels of contact with the Chairman or Chief Executive Officer.

The appointment of any additional Director is made as and when it is deemed necessary by the existing Board upon recommendation from the Nomination Committee with due consideration given to the mix of expertise, experience, character, integrity and knowledge required for an effective Board.

In accordance with the Company's Constitution, all Directors who are appointed by the Board are subject to re-election by the shareholders at the next AGM subsequent to their appointment. At least one third (1/3) of the Directors are required to retire from office by rotation annually and subject to re-election at each AGM. All Directors shall retire from office at least once every three (3) years, but shall be eligible for re-election.

At this forthcoming Twelfth AGM, Ms Chan Bee Eie and Encik Azhar Bin Mohamad shall retire from office and eligible for re-election pursuant to the Constitution of the Company. Their profiles are set out in the section on Directors' Profile of this Annual Report.

2. Directors' Commitment

The Board endeavours to meet at least four (4) times a year, at quarterly intervals which are scheduled well in advance before the end of the preceding financial year to facilitate the Directors in planning their meeting schedule for the year. The Board is satisfied with the level of commitment given by the Directors towards fulfilling their roles and responsibilities as Directors of the Company as all the Directors had attended all the Board meetings held during the financial year under review. Additional meetings are convened where necessary to deal with urgent and important matters that require attention of the Board.

All pertinent issues discussed at the Board meetings in arriving at the decisions and conclusions are properly recorded by the Company Secretaries.

Corporate Governance Overview Statement

PRINCIPLE A : BOARD LEADERSHIP AND EFFECTIVENESS (CONT'D)

II. BOARD COMPOSITION (CONT'D)

2. Directors' Commitment (Cont'd)

The Board met four (4) times during the financial year under review. Details of the Board members' attendance at the Board meetings for the financial year under review are as follows:-

Director	Attendance				Total	Percentage (%)
	25 th Feb	1 st Jun	24 th Aug	23 rd Nov		
Gan Kok Ten <i>Executive Chairman/Chief Financial Officer</i>	√	√	√	√	4/4	100
Nasaruddin Bin Mohamed Ali <i>Executive Director and Chief Executive Officer</i>	√	√	√	√	4/4	100
Tam Juat Hong <i>Independent Non-Executive Director</i>	√	√	√	√	4/4	100
Azhar Bin Mohamad <i>Senior Independent Non-Executive Director</i>	√	√	√	√	4/4	100
Chan Bee Eie <i>Non-Independent Non-Executive Director</i>	√	√	√	√	4/4	100
Omar Bin Mohamed Said <i>Non-Independent Non-Executive Director</i>	√	√	√	√	4/4	100

3. Board Committees

In order to ensure that the Board responsibilities are effectively discharged, the Board delegates certain functions to the following Board Committees to support and assist in discharging fiduciary duties and responsibilities:-



The respective Board Committees with responsibilities guided by the respective terms of references which are periodically reviewed by the Board and the Board appoints the Chairman and members of each Committee.

Each of the Chairmen of the Board Committees reports to the Board on matters considered and their recommendations thereon. The ultimate responsibility for the final decision on all matters, however, lies with the Board.

a. Audit Committee

The details of the Audit Committee are set out in Audit Committee Report on page 50 to page 52 of this Annual Report.

b. Nomination Committee

The Nomination Committee consists of three (3) members, the majority of whom are Independent Non-Executive Directors as follows:-

Name of Members	Designation
Azhar Bin Mohamad (<i>Chairman</i>)	Senior Independent Non-Executive Director
Chan Bee Eie	Non-Independent Non-Executive Director
Tam Juat Hong	Independent Non-Executive Director

The committee met once during the financial year under review.

Corporate Governance Overview Statement

PRINCIPLE A : BOARD LEADERSHIP AND EFFECTIVENESS (CONT'D)

II. BOARD COMPOSITION (CONT'D)

3. Board Committees (Cont'd)

b. Nomination Committee (Cont'd)

The authorities, functions and responsibilities of the Nomination Committee are set out in its terms of reference, which is available on the Company's website at www.turbomech.com.my.

The main objective of the Nomination Committee is to assist the Board on the nomination of Directors based on skills and experience, assessing the effectiveness and continually seek ways to upgrade the effectiveness of the Board as a whole and the Committees of the Board. It also assesses the contribution of each Director, Executive or Independent Non-Executive. In evaluating candidates for directorship, the Nomination Committee will consider based on the following criteria:-

- Mix of skills, experience and diversity;
- Character, integrity, knowledge and expertise; and
- In the case of independent directors, their abilities to discharge their responsibilities and functions. The independent directors who have served the Company for an aggregate of more than nine (9) years will submit themselves for retention with justifications at every annual general meeting.

The Board does not specify any gender policy in its evaluation of candidacy as the focus is on skills, experience, character, knowledge, time commitment and integrity. However, the evaluation will be reviewed and revised from time to time to meet the needs of the Company.

c. Remuneration Committee

The Remuneration Committee consists of three (3) members, the majority of whom are Non-Executive Directors as follows:-

Name of Members	Designation
Chan Bee Eie (<i>Chairperson</i>)	Non-Independent Non-Executive Director
Omar Bin Mohamed Said	Non-Independent Non-Executive Director
Azhar Bin Mohamad	Senior Independent Non-Executive Director

The Remuneration Committee is responsible for reviewing, considering and recommending the following matters to the Board for its approval:-

- i. The framework of Executive Directors' remuneration and the remuneration package for each Executive Director drawing from outside advice as necessary;
- ii. Any performance related pay schemes for Executive Directors;
- iii. Executive Directors' scope of service contracts; and
- iv. Appointment of the service of such advisers or consultants as it deems necessary to fulfill its functions.

The Remuneration Committee met once during the financial year under review to discuss and review the reward scheme, remuneration package for Executive Directors and directors' fees for Non-Executive Directors.

d. Risk Management Committee

The Risk Management Committee consists of four (4) members as follows:-

Name of Members	Designation
Gan Kok Ten (<i>Chairman</i>)	Executive Chairman/Chief Financial Officer
Nasaruddin Bin Mohamed Ali	Executive Director/Chief Executive Officer
Tam Juat Hong	Independent Non-Executive Director
Omar Bin Mohamed Said	Non-Independent Non-Executive Director

The Committee met once during the year under review.

Corporate Governance Overview Statement

PRINCIPLE A : BOARD LEADERSHIP AND EFFECTIVENESS (CONT'D)

II. BOARD COMPOSITION (CONT'D)

3. Board Committees (Cont'd)

d. Risk Management Committee (Cont'd)

The responsibilities of the Risk Management Committee are as follows:-

- i. Review the effectiveness of the Group's risk management activities;
- ii. Ensure the implementation of the objectives outlined in the Risk Management Policy and compliance with them;
- iii. Evaluate the process of the Group has in place for assessing and continuously improving internal controls and systems, particularly those related to areas of significant business risk;
- iv. Review the effectiveness of the Group's risk management activities;
- v. Ensure the implementation of the objectives outlined in the Risk Management Policy and compliance with them;
- vi. Evaluate the process of the Group has in place for assessing and continuously improving internal controls and systems, particularly those related to areas of significant business risk;
- vii. Review risk management reports particularly the significant risk observations and risk response and ensure that appropriate action plan is in place to mitigate the risk;
- viii. Report to the Board any significant risk observations that warrants the Board's attention;
- ix. Report and update the Board on key risk management issues as well as ad hoc reporting and evaluation on investment proposals;
- x. Review the adequacy and effectiveness of risk management, internal control and governance systems put in place in the Group, including information technology security and control and to evaluate the systems with the internal and external auditors;
- xi. Work with Management and Internal Auditors in the preparation of the Statement on Risk Management and Internal Control for inclusion in the Company's Annual Report and to recommend the same for the approvals of the Board;
- xii. Consider the appointment of the service of such advisers or consultants as it deems necessary to fulfill its functions; and
- xiii. All other matters delegated by the Board.

The Risk Management Committee reviewed, evaluated and monitored the Group's risk management activities via the risk assessment report prepared by the Internal Auditors.

4. Continuing Education and Development

In addition to the Mandatory Accreditation Programme as required by Bursa Securities, the Nomination Committee and Directors will continue to identify and attend appropriate seminars, conferences and courses to keep abreast of changes in market, legislations and regulations affecting the Group. The Directors are also committed to continue to undergo other relevant training programmes and seminars whether in-house or external to keep abreast with the developments of the business environment and further enhance their skills and knowledge in discharging their responsibilities.

The Board through the Nomination Committee had conducted an assessment of each Director's training needs via its board evaluation assessment.

Corporate Governance Overview Statement

PRINCIPLE A : BOARD LEADERSHIP AND EFFECTIVENESS (CONT'D)

II. BOARD COMPOSITION (CONT'D)

4. Continuing Education and Development (Cont'd)

During the financial year ended 31 December 2020, the Directors have attended various training programmes and seminars to keep abreast of changes in law, regulations, the business environment, risk management practices, general economic and industry developments. The training programmes and seminars attended by the Directors are set out in the following:-

Director	No.	Training Programmes and Seminars	Date
Gan Kok Ten	1	Webinar: Section 17A - Protecting you and your business with T.R.U.S.T	8 September 2020
	2	Webinar: Demystifying the Future of Work	30 September 2020
	3	Webinar: Malaysia Budget 2021	17 November 2020
	4	Webinar: MACC Section 17A (Corporate Liability), 'Adequate Procedures' & ISO 37001:2016 ABMS Awareness Course	1 December 2020
Nasaruddin Bin Mohamed Ali	1	Webinar: Merger & Acquisition awareness session	2 October 2020
	2	Webinar: Fraud Risk Management	25 November 2020
	3	Webinar: MACC Section 17A (Corporate Liability), 'Adequate Procedures' & ISO 37001:2016 ABMS Awareness Course	1 December 2020
Tam Juat Hong	1	Webinar: RHB Webinar on Technology	26 September 2020
	2	Webinar: Covid-19 Act LHAG insight	28 September 2020
	3	Webinar: Demystifying the Future of Work	30 September 2020
	4	Webinar: EU General Data protection-2 years on	22 October 2020
	5	Webinar: Going Remote: Implications of Alternative Work Arrangements	12 November 2020
	6	Webinar: Malaysia Budget 2021	17 November 2020
	7	Webinar: MACC Section 17A (Corporate Liability), 'Adequate Procedures' & ISO 37001:2016 ABMS Awareness Course	1 December 2020
	8	Webinar: Economy beyond the Pandemic	9 December 2020
Omar Bin Mohamed Said	1	Webinar: Going Remote: Implications of Alternative Work Arrangements	12 November 2020
	2	Webinar: Malaysia Budget 2021	17 November 2020
	3	Webinar: IPO Due Diligence	17 November 2020
Azhar Bin Mohamad	1	Webinar: Paradigm shift: Director's and shareholder's duties and liabilities in a crisis	1 July 2020
	2	Webinar: Get ready for the current global financial crisis	4 July 2020
	3	Webinar: Covid-19 pandemic: The black swan theory and butterfly effect	10 July 2020
	4	Webinar: Road to recovery: Reinforcing financial positions to mitigate distress	16 July 2020
	5	Webinar: MIRA business sustainability accelerator programme	23 July 2020
	6	Webinar: Digital series - Fidor's experience	13 August 2020
	7	Webinar: BNM-Fide Forum Annual Dialogue with BNM's Governor	3 September 2020
	8	Webinar: Manufacturing - Being unstoppable in challenging times	3 September 2020
	9	Webinar: Does cybersecurity only become a priority once you have been attacked?	8 September 2020
	10	Webinar: COVID to Climate Risk: Lessons in Building Resiliency in Risk Management	30 September 2020
	11	Webinar: The Impact of Covid-19 On The Insurance In The Long Term	28 October 2020
	12	Webinar: Climate Action: The Board's Leadership in Greening the Financial Sector	2 November 2020
	13	Webinar: Malaysian Budget 2021	17 November 2020

Corporate Governance Overview Statement

PRINCIPLE A : BOARD LEADERSHIP AND EFFECTIVENESS (CONT'D)

II. BOARD COMPOSITION (CONT'D)

4. Continuing Education and Development (Cont'd)

Director	No.	Training Programmes and Seminars	Date
Chan Bee Eie	1	Webinar: Data Driven Decision in Integrated Value Creation for Corporate Directors	3 July 2020
	2	Webinar: Section 17A - Protecting you and your business with T.R.U.S.T	8 September 2020
	3	Webinar: SME Survival Strategies Sharing Session	15 October 2020
	4	Webinar: Fraud Risk Management	16 November 2020
	5	Webinar: MACC Section 17A (Corporate Liability), 'Adequate Procedures' & ISO 37001:2016 ABMS Awareness Course	1 December 2020

The Company Secretaries circulated the relevant guidelines on statutory and regulatory requirements from time to time and update the Board on the same at Board meetings. The External Auditors also briefed the Board members on any current and future changes to the Malaysian Financial Reporting Standards that affect the Group's financial statements.

5. Board Assessment and Annual Evaluation

The Nomination Committee reviews annually the required mix of skills and experience of Directors; effectiveness of the Board as a whole; succession plans and boardroom diversity, including gender, age, ethnicity, diversity; training courses for Directors and other qualities of the Board, including core-competencies which Non-Executive Directors should bring to the Board.

The evaluation of the suitability of candidates is solely based on the candidates' competency, character, time commitment, integrity and experience in meeting the needs of the Company. The assessment and comments by Directors are summarized in a questionnaire regarding the effectiveness of the Board and its Board Committees and discussed at the Nomination Committee meeting and reported at the Board Meeting by the Nomination Committee Chairman.

During the financial year, the Nomination Committee has undertaken the following key activities:-

- Reviewed and assessed the mix of skills and experience and size of the Board, contribution of each Director and effectiveness of the Board and Board Committees;
- Reviewed and assessed the character, experience, integrity and competence of the Board and the Chief Executive Officer to ensure they have the time to discharge their respective roles;
- Assessed the overall Board and the Board Committees' performance and effectiveness as a whole;
- Reviewed and assessed the independence of Independent Directors and their tenure of service;
- Assessed Directors' training needs to ensure all Directors receive appropriate continuous training programmes;
- Reviewed and assessed the term of office and performance of the Audit Committee and each of its members; and
- Recommended the re-election of Directors under retirement by rotation in accordance with the provisions of the Constitution of the Company.

All assessments and evaluations carried out by the Nomination Committee in the discharging of all its function were properly documented.

In its assessment, it was concluded that the Board's size is conducive for effective discussion and decision-making and the Board is satisfied that it has an appropriate balance of expertise, skills, and attributes among the Directors including relevant core competencies.

The Board has established a formal policy on diversity of the Group by taking consideration on a range of different skills, age, gender, ethnicity, backgrounds and experience represented amongst its Directors, officers and staff as the Board is aware that it is important in ensuring robust decision-making processes with a diversity of viewpoints and the effective governance of the Company.

Corporate Governance Overview Statement

PRINCIPLE A : BOARD LEADERSHIP AND EFFECTIVENESS (CONT'D)

III. REMUNERATION

Board Remuneration

The Directors' remuneration is reviewed from time to time and is determined at levels which enable the Group to attract and retain caliber Directors with the relevant experience and expertise needed to manage the Group effectively. The Executive Directors are to be appropriately rewarded giving due regard to the corporate and individual performance. In the case of Non-Executive Directors, the level of remuneration reflects the experience and level of responsibilities undertaken by the Non-Executive Directors concerned.

The remuneration and benefits payable to Directors are subject to shareholders' approval at the AGM.

Details of Directors' remuneration (both the Company and the Group) who served during the financial year ended 31 December 2020 are as follows:-

The Group

Category	Remuneration					
	Fees (RM)	Salary (RM)	Bonus (RM)	Benefits-in-kind (RM)	Emoluments (RM)	Total (RM)
Executive Directors						
Gan Kok Ten	-	255,127	38,560	47,802	-	341,489
Nasaruddin Bin Mohamed Ali	22,000	-	-	-	-	22,000
Non-Executive Directors						
Tam Juat Hong	22,000	-	-	-	10,000	32,000
Azhar Bin Mohamad	20,000	-	-	-	10,000	30,000
Omar Bin Mohamad Said	20,000	-	-	-	6,000	26,000
Chan Bee Eie	20,000	-	-	-	10,000	30,000
Total	104,000	255,127	38,560	47,802	36,000	481,489

The Company

Category	Remuneration					
	Fees (RM)	Salary (RM)	Bonus (RM)	Benefits-in-kind (RM)	Emoluments (RM)	Total (RM)
Executive Directors						
Gan Kok Ten	-	-	-	-	-	-
Nasaruddin Bin Mohamed Ali	22,000	-	-	-	-	22,000
Non-Executive Directors						
Tam Juat Hong	22,000	-	-	-	10,000	32,000
Azhar Bin Mohamad	20,000	-	-	-	10,000	30,000
Omar Bin Mohamad Said	20,000	-	-	-	6,000	26,000
Chan Bee Eie	20,000	-	-	-	10,000	30,000
Total	104,000	-	-	-	36,000	140,000

Corporate Governance Overview Statement

PRINCIPLE B : EFFECTIVE AUDIT AND RISK MANAGEMENT

I. AUDIT COMMITTEE

The Audit Committee comprises all non-executive directors and majority of its members are independent directors, and all of them are financial literate and have sufficient understanding of the Group's business. The Audit Committee is led by Mr Tam Juat Hong who is a member of the Malaysian Institute of Accountants and the Malaysian Institute of Certified Public Accountants to assist the Board in its oversight of the Company's financial reporting and in fulfilling its fiduciary responsibilities. The Audit Committee therefore meets the requirements of Paragraph 15.09(1)(b) and (c) of the MMLR.

The composition of Audit Committee, including its roles and responsibilities, number of meetings and attendance of Audit Committee, summary of Audit Committee activities and Internal Auditors' activities during the financial year under review were set out in the Audit Committee Report on page 50 to page 52 of this Annual Report.

The Chairman of the Audit Committee is not the Chairman of the Board, ensuring that the impairment of objectivity on the Board's review of the Audit Committee's findings and recommendation remains intact.

The Audit Committee's terms of reference set out its goals, objectives, duties, responsibilities and criteria on the composition of the Audit Committee which includes a former key audit partner of the Group to observe a cooling-off period of at least three (3) years as prescribed under the MMLR before being able to be appointed as a member of the Audit Committee.

The Board maintains a transparent and professional relationship with the external and internal auditors through the Audit Committee's discussion with them their audit plans, audit findings and financial statements. The Audit Committee invites the external auditors at least twice a year to discuss their findings and audited financial statements of the Group. The Audit Committee also met with the External Auditors, Messrs Ernst & Young PLT twice during the financial year ended 31 December 2020 without the presence of the Executive Directors and Management.

The Board upholds the integrity of financial reporting by the Company and has established procedures, via the Audit Committee, in assessing the suitability and independence of the External Auditors. Such procedures entail the provision of written assurance by the External Auditors, confirming that they are, and have been, independent throughout the conduct of the audit engagement with the Company in accordance with the independence criteria set out by the Malaysian Institute of Accountants. The Board has determined that the provision of non-audit services contracts which cannot be entered into with the external auditors include management consulting, policy and standard operating procedures documentation, strategic decision and internal audit.

The Audit Committee carried out an assessment of the performance and suitability of the External Auditors based on the quality of services, sufficiency of resources, adequacy of resources and trained professional staff assigned to the audit. The Audit Committee generally satisfied with the independence, performance and suitability of the External Auditors based on the assessment and recommended to the Board and subsequently proposed to shareholders for approval for the re-appointment of Messrs Ernst & Young PLT as External Auditors of the Company for the financial year ending 31 December 2021.

II. RISK MANAGEMENT AND INTERNAL CONTROL FRAMEWORK

The Board has established a Risk Management Committee to oversee and outlines the Company's risk management framework and policies.

The Board acknowledges the importance of maintaining a sound system of risk management and internal control to safeguard and enhance the value of the Company's shareholders and affirms its overall responsibility for the Group's risk management, and for reviewing the adequacy and integrity of the Group's risk management framework which encompasses all subsidiaries of the Group. The Board has established an internal audit function that reports directly to the Audit Committee. This internal audit function is outsourced to an independent professional firm, GovernanceAdvisory.com Sdn. Bhd.. The functions of the internal auditors are to ensure that adequate system of internal controls exist to assist the management to address operational, regulatory and financial risks.

Further information can be found in the Statement on Risk Management and Internal Control on page 46 to page 49 of this Annual Report.

Corporate Governance Overview Statement

PRINCIPLE C : INTEGRITY IN CORPORATE REPORTING AND MEANINGFUL RELATIONSHIP WITH STAKEHOLDERS

I. COMMUNICATION WITH STAKEHOLDERS

The Board as a whole takes responsibility for ensuring dialogue with all key stakeholder groups.

With respect to shareholders, the Board takes responsibility for ensuring that satisfactory dialogue takes place. As such, the Board is committed to disseminate all important information on the Group's performance and operations timely and adequately through the following channels:-

- a. The Annual Report; and
- b. The various disclosures and announcements made to Bursa Securities including the quarterly results and annual results, which will also be posted on the Company's website at www.turbomech.com.my.

The Board supports the use of information technology for effective dissemination of information. The Company has established a website at www.turbomech.com.my, which is served as a useful reference source of information to shareholders, business partners and other stakeholders. In addition to publishing financial results, annual reports and business information, the website has dedicated Corporate Governance sections which included the Board Charter, Terms of Reference of Board Committees, Code of Conduct, Whistleblowing Policy and ABMS Policy.

II. CONDUCT OF GENERAL MEETING

The AGM serves as principal forums for shareholders to engage directly with the directors and senior management. It also provides the opportunity for shareholders to pose questions to the Board for clarification after reviewing the Group's performance via the Company's Annual Report. The Chairmen of the Audit Committee and Nomination Committee were present at the last AGM. The Executive Chairman and the Chairperson of the Remuneration Committee were not able to attend the last AGM due to travel restrictions imposed by the Malaysian Government and various countries due to the COVID-19 pandemic. The Board members will attend the upcoming AGM, which shall provide shareholders the opportunities to enquire them in person on the Company's performance and operations.

In line with the MMLR, the Company has implemented and will continue to implement poll voting for all proposed resolutions set out in the notice of any general meeting. An independent scrutineer will also be appointed to validate the votes cast at any general meeting of the Company.

To ensure shareholders have sufficient time to go through the Annual Report, it is circulated at least twenty-eight (28) clear days before the date of the AGM. Shareholders are encouraged to vote on the proposed motions by appointing a proxy in the event they are unable to attend the meeting.

Notice of the Eleventh AGM was circulated more than twenty-eight (28) days before the date of the meeting to enable shareholders to go through the Annual Report and papers supporting the resolutions proposed, which is in line with Section 316(2) of Companies Act 2016, Paragraph 7.15 of the MMLR and the MCGG. Notice of AGM is also published in a nationally circulated newspaper alongside an announcement on the website of Bursa Securities. This allows shareholders to have immediate access of the notice of AGM and make the necessary preparations for the AGM. The Company will continue to circulate Notice of Twelfth AGM at least twenty-eight (28) days prior to the meeting.

All the resolutions set out in the Notice of the previous AGM were put to vote by poll and duly passed. The outcome of the previous AGM was announced to Bursa Securities on the same meeting day while the Minutes of the previous AGM were published on the Company's website as soon as practicable upon being reviewed and approved by the Board members.

STATEMENT ON RISK MANAGEMENT AND INTERNAL CONTROL

INTRODUCTION

Pursuant to paragraph 15.26 (b) of the Listing Requirements (“LR”) of Bursa Malaysia Securities Berhad (“Bursa Securities”) for the MAIN Market and as guided by the Statement on Risk Management and Internal Control: Guidelines for Directors of Listed Issuers (“the Guidelines”), the Board of Directors of Turbo-Mech Berhad (“the Company”) is pleased to include a statement on the state of the Group’s risk management and internal controls in this annual report. This Statement has outlines the nature and scope of risk management and internal control of the Group. For the purposes of this statement, associates and joint venture are not dealt with as part of the Group, and therefore not covered by this statement.

BOARD’S RESPONSIBILITIES

The Board acknowledges the importance of good risk management practices and sound internal controls as a platform to good corporate governance. The Board recognises its overall responsibility for maintaining a sound system of risk management and internal control, and for reviewing its adequacy and integrity. In addition, the Board has also received assurance from the Chief Executive Officer (“CEO”) and Chief Financial Officer (“CFO”) that the Group’s risk management and internal control system is operating adequately and effectively, in all material aspects.

Due to inherent limitations in any risk management and internal control system, such system put into effect by Management is designed to manage rather than eliminate risks that may impede the achievement of the Group’s business objectives. Therefore, the risk management and internal control system can only provide reasonable and not absolute assurance against material misstatement of financial information, financial losses or irregularities.

KEY FEATURES OF THE GROUP’S RISK MANAGEMENT AND INTERNAL CONTROL SYSTEM

Key elements of the Group’s risk management and internal control system that have been established to facilitate the proper conduct of the Group’s businesses are described below:

1. RISK MANAGEMENT SYSTEM

The Board maintains an ongoing commitment to strengthen the Group’s risk management framework. The Board delegate oversight of risk management to Risk Management Committee. The overall risk management practice of the Group involves an ongoing process designed to identify the principal risks to the achievement of the Group’s policies, goals and objectives; to evaluate the nature and extent of those risks; and proactively manage these risks efficiently, effectively and economically. To this end, the Board has engaged external consultants to assist in the development of a formal risk management framework and to facilitate the identification and assessment of the Group’s principal risks.

The Board had embedded in the Group a monitoring and reporting process to continuously identify, assess and manage the principal risks in a formal manner, which would entail establishing procedures for reporting and monitoring of risk and controls. These initiatives would ensure that the Group has in place an ongoing process for identifying, evaluating, monitoring and managing the principal risks that affects the achievement of its business objectives.

Risk identification, evaluation and managing process:-

The risks are identified through day-to-day operations by the key personnel and management of the Group, which is then incorporated into Risk Management Report that includes details on the nature of the risk as well as the severity and probability of an occurrence.

The risk identification process includes consideration of both internal and external environmental factors. External environmental factors include political, economic, social technological, legal and environment changes. Internal factors include changes in key personnel, introduction of new or revision of existing policies and procedures.

Next, the risks identified are evaluated by examining the potential impact on the Group if a risk was to crystallise, as well as the likelihood of occurrence. The impact is rated on a scale of 1 to 3, 1 to indicate the lowest impact and 3 to indicate the highest impact. The likelihood of a risk crystallising is rated on a scale of 1 to 3, 1 to indicate lowest probability and 3 indicate the highest probability. The risk level shall be rated low, moderate, significant or high and be determined according to the Risk Analysis Matrix.

Statement on Risk Management and Internal Control

KEY FEATURES OF THE GROUP'S RISK MANAGEMENT AND INTERNAL CONTROL SYSTEM (CONT'D)

1. RISK MANAGEMENT SYSTEM (CONT'D)

The identified risks can be categorized into below according to their potential impact on the Group:

- Financial Risks
These risks relate to the financial structure of the business, including transactions with third parties as well as other finance-related arrangements or issues.
- Operational Risks
These risks concern the execution of day-to-day activities or functions of the company, which may include the risk of loss arising from the failures of the internal systems or the people who operate these functions.
- Reputational Risks
This is a risk of loss resulting from damages to the company's reputation, lost of revenue; increased operating, capital or regulatory costs; or destruction of shareholders' value and the company's assets, consequent to an adverse or potentially criminal event even if the company is not found guilty.
- Strategic Risks
These risks may arise from the formulation of strategy, the implementation of business decisions or potential uncertainties concerning the objectives of the Group.

All risks identified are documented in the Risk Management Report, and submitted for notation by the Board and Risk Management Committee. The Risk Management Report serves as a tool for heads of departments or business units to manage key risks applicable to their areas of business activities on a continual basis.

All key risks are reviewed and monitored by the Management team. Through these mechanisms, key risks identified in the Risk Management Report are assessed in a timely manner and control procedures or mitigating factors are re-evaluated accordingly in order to ensure that the key risks are mitigated to an acceptable level.

During the financial year, assessment process on risk management was conducted and attended by Executive Directors and key management personnel. Key business risks were categorised to highlight the source of the risk, its scoring to reflect the impact of the risk and the likelihood of its occurrence. The assessment process took into account all aspects of the businesses and its internal control framework, including risk assessment, the control environment and control activities, information and communication and monitoring procedures. Yearly reviews were conducted to determine existence of new risk and whether the risks previously identified remained relevant. Necessary action will be taken to remedy any significant failings or weaknesses identified from the assessment.

2. INTERNAL CONTROL SYSTEM

- Board of Director and Audit Committee
The Board and Audit Committee meet at least four times during the financial year to ensure that the Directors maintain effective control on all significant and operational issues.
- Organisation Structure & Authorisation Procedures
The Group maintains a formal organizational structure that includes clear delegation of responsibilities and accountability. It sets out the roles and responsibilities, appropriate authority limits, review and approval procedures to enhance the internal control system of the Group's various business units. The procedures include the establishment of authority limit for all aspects of the business, which is subject to periodic review throughout the year as to their implementation and for their continuing suitability.
- Periodical and/or Annual Budget
An annual budget is prepared by Management and tabled to the Board for approval. Periodic monitoring is carried out to measure the actual performance against budget to identify significant variances and devise remedial action plans.

Statement on Risk Management and Internal Control

KEY FEATURES OF THE GROUP'S RISK MANAGEMENT AND INTERNAL CONTROL SYSTEM (CONT'D)

2. INTERNAL CONTROL SYSTEM (CONT'D)

- Group Policies and Procedures
Documented policies and procedures are in place and are regularly reviewed and updated to ensure that it maintains its effectiveness and continues to support the Group's business activities at all times as the Group continues to grow.
- Human Resource Policy
Comprehensive guidelines on employment and retention of employees are in place to ensure that the Group has a team of employees who are well trained and equipped with all the necessary knowledge, skills and abilities to carry out their responsibilities effectively.
- Information and Communication
Information critical to the achievement of the Group's business objectives are communicated through established reporting lines across the Group. This is to ensure that matters that require the Board and Senior Management's attention are highlighted for review, deliberation and decision on a timely basis.
- Monitoring and Review
Scheduled operational and management meetings are held to discuss and review the business plans, budgets, financial and operational performances of the Group. Monthly management accounts containing key financial results, operational performance and comparison of actual performance against budgets are presented to the management team for monitoring and review. The quarterly financial statements are presented to the Board for their review, consideration and approval. The Board also plays an active role in discussing and reviewing the business plans, strategies, performance and risks faced by the Group.

The Group has also exercised its significant influence over its associated company by obtaining, monitoring and reviewing the management accounts of its associated company, which contains key financial results, operational performances and comparison of actual performances against budgets on a monthly basis.

3. INTERNAL AUDIT FUNCTION

The Group's internal audit function is outsourced to a professional services firm, to assist the Board and Audit Committee in providing an independent assessment on the adequacy, efficiency and effectiveness of the Group's internal control system.

During the financial year ended 31 December 2020, an internal audit review was carried out in accordance with the risk-based internal audit plan approved by the Audit Committee. Risk-based Internal Audit methodology was adopted, which entails focusing on the inherent risk involved in the activities or system and providing assurance that the risk is being managed by the Management within the defined risk appetite level.

The results of the internal audit reviews, recommendations for improvements, and corrective measures implemented or planned were deliberated during the Audit Committee meetings. Minutes of the Audit Committee meetings that recorded the deliberations were then presented to the Board.

The total cost incurred for the internal audit function of the Group in respect of the financial year ended 31 December 2020 amounted to RM16,000.

In addition, follow up review was conducted to ensure that corrective actions have been implemented on a timely manner. Based on the internal audit review conducted, none of the weaknesses noted have resulted in any material losses, contingencies or uncertainties that would require separate disclosure in this annual report.

Statement on Risk Management and Internal Control

REVIEW OF STATEMENT BY EXTERNAL AUDITOR

The External Auditors have reviewed this Statement on Risk Management and Internal Control for inclusion in the Annual Report of the Group for the financial year ended 31 December 2020. Their limited assurance review was performed in accordance with the Audit and Assurance Practice Guide 3 (AAPG3) issued by the Malaysian Institute of Accountants.

Based on the review, the external auditors have reported to the Board that nothing has come to their attention that causes them to believe this Statement is inconsistent with their understanding of the processes the Board has adopted in reviewing adequacy and effectiveness of the Risk Management and Internal Control system of the Group. The external auditors' report was made solely for, and directed solely to the Board of Directors in connection with their compliance with the listing requirements of Bursa Malaysia Securities Berhad and for no other purpose or parties. As stated in their report, the external auditors do not assume responsibility to any person other than the Board of Directors in respect of any aspect of this report.

AAPG 3 does not require the external auditors to consider whether the Directors' Statement on Risk Management and Internal Control covers all risks and controls, or to form an opinion on the adequacy and effectiveness of the Group's risk management and internal control system including the assessment and opinion by the Board of Directors and management thereon.

CONCLUSION

The Board is of the view that the Group's system of internal control is adequate to safeguard shareholders' investments and the Group's assets. However, the Board is also cognizant of the fact that the Group's system of internal control and risk management practices must continuously evolve to meet the changing and challenging business environment. Therefore, the Board will, when necessary, put in place appropriate action plans to further enhance the system of internal control and risk management framework.

The Board is satisfied on the adequacy and effectiveness of the Group's on-going process for identifying, evaluating, controlling and managing the risks of business, including the scope and frequency of reports on both risk management and internal control that are received and reviewed during the year by the Audit Committee and Risk Management Committee and the Board, important risk and control matters discussed and associated actions taken by the Management.

The statement does not extend to its associate companies and joint venture.

This statement was approved by the Board of Directors on 31 March 2021.

AUDIT COMMITTEE REPORT

The Board of Directors (“Board”) of Turbo-Mech Berhad (“Turbo” or the “Company”) is pleased to present the report on the Audit Committee for the financial year ended 31 December 2020.

This Audit Committee Report provides insights on how the Audit Committee discharged its functions and duties during the financial year ended 31 December 2020, details as follows:-

1. COMPOSITION AND ATTENDANCE

The Audit Committee currently consists of three (3) members, all of whom are non-executive directors with a majority of them are independent directors. Mr Tam Juat Hong is a member of the Malaysian Institute of Accountants and the Malaysian Institute of Certified Public Accountants. The Audit Committee therefore meets the requirements of Paragraphs 15.09(1)(b) and (c) of the Main Market Listing Requirements of Bursa Malaysia Securities Berhad (“MMLR”).

The Audit Committee met four (4) times during the financial year on 25 February 2020, 1 June 2020, 24 August 2020 and 23 November 2020 and the attendance record is tabulated as follows:-

Members	Designation	Attendance
Tam Juat Hong	Chairman, Independent Non-Executive Director	4/4
Azhar Bin Mohamad	Senior Independent Non-Executive Director	4/4
Chan Bee Eie	Non-Independent Non-Executive Director	4/4

2. ROLES AND RESPONSIBILITIES OF THE AUDIT COMMITTEE

The Audit Committee assists the Board in its oversight of the Company’s financial reporting, and in fulfilling its fiduciary responsibilities of monitoring the Group’s management of its financial risk processes, accounting and financial reporting practices, ensuring the efficacy of the Group’s system of internal control and in maintaining oversight of both the internal and external audit functions. The Audit Committee also reviews related party transactions and conflict of interest situations that arise within the Group.

A detailed terms of reference of the Audit Committee has been drawn up and approved by the Board and it is available on the Company’s website at www.turbomech.com.my pursuant to Paragraph 15.11 of the MMLR. The terms of reference of the Audit Committee is reviewed regularly. Any revisions or amendments shall form part of terms of reference and shall be considered duly revised or amended. The terms of reference of the Audit Committee was last reviewed on 25 February 2020 and no revision to be made to the terms of reference as it was in line with the Malaysian Code on Corporate Governance and the MMLR.

3. REVIEW OF THE PERFORMANCE OF THE AUDIT COMMITTEE

The Board through its Nomination Committee had performed an annual review and assessment of the term of office and performance of Audit Committee to assess the Audit Committee’s effectiveness in carrying out its duties as set out in the terms of reference. The Board was satisfied that the Audit Committee has effectively discharged its duties in accordance with the terms of reference for the financial year under review.

4. RETIREMENT AND RESIGNATION

In the event of any vacancy in the Audit Committee resulting in non-compliance with the requirements on composition of the Audit Committee and the election of an independent chairman of the Audit Committee, the vacancy must be filled within three (3) months of that event.

5. SUMMARY OF WORK DURING THE FINANCIAL YEAR

During the financial year ended 31 December 2020, the Audit Committee has met its responsibilities in discharging its duties and functions. The major works undertaken by the Audit Committee are summarised broadly as follows:-

(i) Internal Audit

The Group has outsourced its internal audit function to a professional internal audit services company, namely GovernanceAdvisory.com Sdn. Bhd. since 2018. The primary responsibility of this internal audit function is to assist the Board and the Audit Committee in reviewing and assessing whether the management systems of internal control procedures are effective and provide recommendations to strengthen these internal control procedures so as to foster a satisfactory management control environment within the context and resources of the Group.

Audit Committee Report

5. SUMMARY OF WORK DURING THE FINANCIAL YEAR (CONT'D)

(i) Internal Audit (Cont'd)

The Internal Auditors had organised their work in accordance with the principles of the internal auditing standards covering the conduct of the audit planning, execution, documentations, communication of findings and consultation with key stakeholders on the audit concerns.

Before the commencement of the internal audit reviews, an internal audit plan was prepared and presented to the Audit Committee for approval. Upon approval by the Audit Committee, internal audit reviews were carried in accordance with the approved internal audit plan. Thereafter, during the quarterly meetings following the presentation of the Internal Audit Report, the Audit Committee reviewed with the Internal Auditors, the progress and coverage of the Internal Audit Plan to ensure that the audit direction remains relevant and was in line with the Audit Committee's expectations. After considering the changes in the operating environment in the Group, the Internal Audit Plan was developed in consideration of the Group's risk profile and the Board and Management concerns.

Prior to the presentation of reports and findings to the Audit Committee, comments from the Management were obtained and incorporated into the internal audit findings and reports. The Internal Audit Reports also covered the follow-up by the Management on the implementation of recommendations in their earlier reports.

The Internal Auditors had attended one (1) Audit Committee meeting during the financial year. The functional areas and operating processes reviewed by the Internal Auditors were as follows:-

- Follow-up Review; and
- Review on Sales and Collection Function.

The Internal Auditors also presented the Internal Audit Review Plan for year 2021 to the Audit Committee for approval at the Audit Committee meeting held on 23 November 2020.

The total cost incurred for the internal audit function of the Group during the financial year was RM16,000 (2019: RM16,000).

(ii) Financial Reporting

During the financial year ended 31 December 2020, the Audit Committee in the discharge of its duties and responsibilities in respect of the financial reporting by the Group carried out the following activities:-

- a. Reviewed the financial positions, quarterly interim financial reports and announcements for the respective financial quarters prior to submission to the Board for its consideration and approval. The First, Second, Third and Fourth Quarter Interim Financial Reports were tabled at the Audit Committee meetings held on 1 June 2020, 24 August 2020, 23 November 2020 and 25 February 2021 respectively. The quarterly interim financial reports were prepared in accordance with Malaysian Financial Reporting Standards ("MFRS") 134 and Paragraph 9.22 of the MMLR;
- b. Reviewed the Audit Planning Memorandum for the financial year ended 31 December 2020 which was prepared by External Auditors of the Company including but not limited to the audit analytics used, the assessment of professional independence, the manpower of the audit engagement team, the concept of materiality, the potential areas of audit emphasis, the audit reliance placed with the internal auditors and the audit timeline for the full audit engagement. Included in this Audit Plan is an annual statement from the External Auditors that the By-Laws (on Professional Ethics, Conduct and Practice) of the Malaysian Institute of Accountants are complied with;
- c. Reviewed the Audit Results of the External Auditors which include the audit scope changes, the significant accounting and auditing issues, the qualitative aspect of accounting policies and the summary of audit difference, if any;
- d. Reviewed the Audited Financial Statements ("AFS") of the Company and the External Auditors' findings and recommendations for the financial year ended 31 December 2019 at the Audit Committee meeting held on 25 February 2020. The AFS of the Company were prepared in compliance with the MFRS, International Financial Reporting Standards and the requirements of the Companies Act 2016;

Audit Committee Report

5. SUMMARY OF WORK DURING THE FINANCIAL YEAR (CONT'D)

(ii) Financial Reporting (Cont'd)

- e. Conducted private meeting sessions with the External Auditors without the presence of the Executive Board Members and Management of the Company on 25 February 2020 and 23 November 2020;
- f. Assessed the performance of External Auditors and recommended to the Board for re-appointment;
- g. To ensure the integrity of the financial information, received assurance from the Chief Executive Officer ("CEO") and Chief Financial Officer ("CFO") of the Company, that:-
 - Appropriate accounting policies had been adopted and applied consistently;
 - Going concern basis applied in the Annual Consolidated Financial Statements was appropriate;
 - Prudent judgements and reasonable estimates had been made in accordance with the requirements set out in the MFRS;
 - Adequate controls and processes were in place for effective and efficient financial reporting and relevant disclosures under MFRS and MMLR; and
 - Annual Consolidated Financial Statements and the Quarterly Condensed Consolidated Financial Statements did not contain material misstatements and gave a true and fair view of the financial position.
- h. Reviewed the Statement on Risk Management and Internal Control together with the Internal Auditors and External Auditors and received assurance from both CEO and CFO of the Company that the Group's risk management and internal control systems were operating adequately and effectively in all material aspects before recommending the said Statement to the Board for its approval;
- i. Reviewed the terms of related party transactions and recurrent related party transactions, if any, entered into by the Group;
- j. Reviewed the Circular to Shareholders in respect of the proposed renewal of existing shareholders' mandate for recurrent related party transactions of a revenue or trading nature;
- k. Reviewed and recommended to the Board the Audit Committee Report and Corporate Governance Overview Statement for approval and inclusion in the Company's Annual Report; and
- l. Reviewed the assistance provided by Management to the External Auditors and Internal Auditors.

(iii) External Audit

Upon the re-appointment of Messrs Ernst & Young PLT as External Auditors of the Company for the financial year, the External Auditors attended the Audit Committee meeting held on 23 November 2020 and during their presentation on Audit Planning Memorandum for the financial year ended 31 December 2020, had declared and confirmed that they were independent and would be independent throughout their audit engagement.

Subsequent to the financial year ended 31 December 2020, the Audit Committee met with the External Auditors in the absence of Management on 1 occasion on 25 February 2021. The Audit Committee had the opportunity to assess the co-operation extended by Management to the External Auditors, their attitude and readiness to provide documentation and explanations, as well as the adequacy of resources in the Group's finance department.

There were no areas of major concerns raised by the External Auditors that warranted escalation to the Board. The External Auditors were also informed by the Audit Committee that should there be any significant incidents or matters detected in the course of their audits or reviews which warrant their knowledge or intervention, it shall be reported to the Audit Committee accordingly.

At the same time, the External Auditors had the opportunity to obtain feedback from the Audit Committee on their perspectives on the areas of major concerns, which they would like the External Auditors to look into.

The Audit Committee carried out an assessment of the performance and suitability of the External Auditors based on the quality of services, sufficiency of resources, adequacy of resources and trained professional staff assigned to the audit. The Audit Committee was generally satisfied with the independence, performance and suitability of the External Auditors based on the assessment and recommended to the Board and subsequently proposed to shareholders for approval for the re-appointment of Messrs Ernst & Young PLT as External Auditors of the Company for the financial year ending 31 December 2021.

DIRECTORS' RESPONSIBILITY STATEMENT / ADDITIONAL COMPLIANCE INFORMATION

DIRECTORS' RESPONSIBILITY STATEMENT

As required under the Companies Act 2016 ("Act"), the Directors on page 60 of this Annual Report have made a statement expressing an opinion on the financial statements. The Board is of the opinion that the financial statements have been drawn up in accordance with applicable Financial Reporting Standards in Malaysia and the provisions of the Act so as to give a true and fair view of the financial position of the Company and the Group for the financial year ended 31 December 2020.

In the process of preparing these financial statements, and other than as disclosed in the notes to the financial statements, the Directors have reviewed the accounting policies and practices to ensure that they were consistently applied throughout the year. In cases where judgment and estimates were made, they were based on reasonableness and prudence.

The Board has also taken all such necessary steps to ensure that proper internal controls are in place to safeguard the assets of the Group and to detect and prevent fraud and other irregularities.

ADDITIONAL COMPLIANCE INFORMATION

1. Utilisation of Proceeds

The Company did not raise any funds through any corporate proposals during the financial year.

2. Audit and Non-Audit Fees

The amount of audit and non-audit fees incurred for the services rendered to the Company and the Group by the External Auditors during the financial year under review were as follows:-

	Company (RM'000)	Group (RM'000)
Audit services	80	319
Non-audit services	10	10
Total	90	329

3. Material Contracts

There were no material contracts entered by the Company and its subsidiaries involving the interests of the Directors, Chief Executive who is not a Director or major shareholders during the financial year ended 31 December 2020.

4. Key Senior Management

Save for the Chief Executive Officer and Chief Financial Officer, who are also the Directors of the Company, there is no other key senior management.

Directors' Responsibility Statement / Additional Compliance Information

5. Recurrent Related Party Transactions of a Revenue or Trading Nature ("RRPT").

The breakdown of the aggregate value of the RRPT conducted pursuant to the shareholders' mandate obtained at the Eleventh Annual General Meeting held on 24 August 2020 was as follows:-

No	Related Party	Company within the Group	Type of Recurrent Transactions	Interested Related Parties (*)	Amount transacted during the financial year (RM)
1	Bayu Purnama Sdn. Bhd.	Turbo-Mech Asia Pte Ltd	Sales of pump parts to Bayu Purnama Sdn. Bhd.	<u>Interested Director</u> - Omar Bin Mohamed Said <u>Interested Persons Connected to Director</u> - Hamimah Binti Mohamed Said	86,773

Note (*) The nature of the relationships and extent of the interest of the Related Parties are as follows:-

a. Bayu Purnama Sdn. Bhd. is a 42.5% associated company of Turbo-Mech Berhad.

b. The family relationships of the Related Parties are as follows:-

Brother - Omar Bin Mohamed Said
 Sister - Hamimah Binti Mohamed Said

c. Hamimah Binti Mohamed Said is a director of Bayu Purnama Sdn. Bhd..

d. The Related Parties' shareholding in Bayu Purnama Sdn. Bhd. is as follows:-

Related Parties	Direct	Indirect	Total %
Omar Bin Mohamed Said	-	-	-
Hamimah Binti Mohamed Said	2,550,000	-	51.0

e. Omar Bin Mohamed Said and Hamimah Binti Mohamed Said are deemed interested by virtue of their family relationships with each other.

f. The direct and indirect interest of the interest Director and persons connected to him are as follows:-


Related Parties	Direct		Indirect	
	No. of Shares in the Company	%	No. of Shares in the Company	%
Interested Director				
Omar Bin Mohamed Said	-	-	-	-
Persons Connected				
Hamimah Binti Mohamed Said	50,000	0.05	-	-

This Statement is made in accordance with a resolution of the Board dated 25 February 2021.



FINANCIAL STATEMENTS

056	Directors' Report	065	Statements of Income
060	Statement by Directors	066	Statements of Comprehensive Income
060	Statutory Declaration	067	Statements of Changes in Equity
061	Independent Auditors' Report	069	Statements of Cash Flow
064	Statements of Financial Position	071	Notes to the Financial Statements



DIRECTORS' REPORT

The Directors have pleasure in presenting their report together with the audited financial statements of the Group and of the Company for the financial year ended 31 December 2020.

PRINCIPAL ACTIVITIES

The principal activity of the Company is investment holding. Corporate information is disclosed in Note 1 to the financial statements.

The principal activities and other information relating to the subsidiaries, associates and joint venture are disclosed in Note 6, Note 7 and Note 8 respectively to the financial statements.

FINANCIAL RESULTS

	Group RM	Company RM
Profit attributable to:		
Owners of the company	5,383,306	2,727,985
Non-controlling interests	435	-
	5,383,741	2,727,985

There was no material transfer to or from reserves or provisions during the financial year other than as disclosed in the financial statements.

In the opinion of the Directors, the results of the operations of the Group and of the Company during the financial year were not substantially affected by any item, transaction or event of a material and unusual nature.

DIVIDENDS

The amount of dividends paid by the Company since 31 December 2019 were as follows:

	RM
In respect of the financial year ended 31 December 2019 as reported in the Directors' report of that year:	
Final single-tier dividend of 1.0 sen on 108,000,000 ordinary shares, approved on 24 August 2020 and paid on 24 September 2020.	1,080,000

At the forthcoming Annual General Meeting, a final single-tier dividend of 2 sen per ordinary share in respect of the financial year ended 31 December 2020, on 108,000,000 ordinary shares, amounting to a dividend payable of RM2,160,000 will be proposed for shareholders' approval. The financial statements for the current financial year do not reflect this proposed dividend. Such dividend, if approved by the shareholders, will be accounted for in equity as an appropriation of retained earnings in the financial year ending 31 December 2021.

DIRECTORS

The names of the Directors of the Company in office since the beginning of the financial year to the date of this report are:

Gan Kok Ten *
Nasaruddin bin Mohamed Ali
Omar bin Mohamed Said
Chan Bee Eie
Tam Juat Hong
Azhar bin Mohamad

* The Director is also Director of the Company's subsidiaries.

Directors' Report

DIRECTORS (CONT'D)

The names of the Directors of the Company's subsidiaries in office since the beginning of the financial year to the date of this report (not including those Directors listed above) are:

Tay Hwee Leck
Arnel Lattore Pulla
Gilbert M. Untalan
Roberto J. Consunji
Agus Kusnadi
Lai Yew Fong
Pranee Yimchalam

DIRECTORS' BENEFITS

Neither at the end of the financial year, nor at any time during that financial year, did there subsist any arrangement to which the Company was a party, whereby the Directors might acquire benefits by means of the acquisition of shares in or debentures of the Company or any other body corporate.

Since the end of the previous financial year, no Director has received or become entitled to receive a benefit (other than benefits included in the aggregate amount of emoluments received or due and receivable by the Directors or the fixed salary of a full-time employee of the Company as shown below) by reason of a contract made by the Company or a related corporation with any Director or with a firm of which the Director is a member, or with a company in which the Director has a substantial financial interest.

The Directors' benefits are as follows:

	Group 2020 RM	Company 2020 RM
Directors of the Company		
Executive:		
Salaries and other emoluments	255,127	-
Fees	22,000	22,000
Bonus	38,560	-
Defined contribution plan	47,802	-
Insurance effected to indemnify directors	3,537	3,537
Total Executive Directors' remuneration	<u>367,026</u>	<u>25,537</u>
Non-Executive:		
Fees	82,000	82,000
Other emoluments	36,000	36,000
Insurance effected to indemnify directors	7,073	7,073
Total Non-Executive Directors' remuneration	<u>125,073</u>	<u>125,073</u>
	<u>492,099</u>	<u>150,610</u>
Directors of the Subsidiaries		
Executive:		
Salaries and other emoluments	534,735	-
Bonus	86,885	-
Defined contribution plan	52,345	-
	<u>673,965</u>	<u>-</u>
Non-Executive:		
Fees	-	-
Total Directors' remuneration	<u>1,166,064</u>	<u>150,610</u>
Executive Directors' remuneration	1,040,991	25,537
Non-Executive Directors' remuneration	125,073	125,073
	<u>1,166,064</u>	<u>150,610</u>

Directors' Report

DIRECTORS' INTERESTS

According to the register of Directors' shareholding, the interest of Directors in office at the end of the financial year in shares of the Company and its related corporations during the financial year were as follows:

The Company	1 January 2020	Number of Ordinary Shares		31 December 2020
		Bought	Sold	
Direct Interest				
Gan Kok Ten	20,637,419	-	-	20,637,419
Nasaruddin bin Mohamed Ali	940,876	-	-	940,876
Indirect Interest				
Gan Kok Ten ⁽¹⁾	39,890,911	-	-	39,890,911
Chan Bee Eie ⁽²⁾	1,239,787	-	-	1,239,787

Subsidiary

Turbo-Mech (Thailand) Co. Ltd

Direct Interest

Gan Kok Ten	1,000	-	-	1,000
-------------	-------	---	---	-------

⁽¹⁾ Deemed interested by virtue of the shareholdings of his brother and Mosgan Holdings Sdn Bhd pursuant to Section 8(4)(c) of the Companies Act 2016.

⁽²⁾ Deemed interested in the direct shareholdings of her spouse, Gan Kok Tin, a substantial shareholder of the Company, pursuant to Section 59(11)(c) of the Companies Act 2016.

By virtue of their interests in the shares of the Company, Gan Kok Ten is also deemed to have an interest in the shares of all the subsidiaries of the Company to the extent the Company has an interest.

ISSUE OF SHARES AND DEBENTURES

There was no issue of share or debenture during the financial year.

OTHER STATUTORY INFORMATION

(a) Before the statements of financial position and statements of income of the Group and of the Company were made out, the Directors took reasonable steps:

- (i) to ascertain that proper action had been taken in relation to the writing off of bad debts and the making of allowance for doubtful debts and satisfied themselves that all known bad debts had been written off and that adequate allowance had been made for doubtful debts; and
- (ii) to ensure that any current assets which were unlikely to realise their values as shown in the accounting records in the ordinary course of business had been written down to an amount which they might be expected so to realise.

(b) At the date of this report, the Directors are not aware of any circumstances which would render:

- (i) the amount written off for bad debts or the amount of the allowance for doubtful debts in the financial statements of the Group and of the Company inadequate to any substantial extent; and
- (ii) the values attributed to current assets in the financial statements of the Group and of the Company misleading.

(c) At the date of this report, the Directors are not aware of any circumstances which have arisen which would render adherence to the existing method of valuation of assets or liabilities of the Group and of the Company misleading or inappropriate.

Directors' Report

OTHER STATUTORY INFORMATION (CONT'D)

- (d) At the date of this report, the Directors are not aware of any circumstances not otherwise dealt with in this report or financial statements of the Group and of the Company which would render any amount stated in the financial statements misleading.
- (e) At the date of this report, there does not exist:
- (i) any charge on the assets of the Group or of the Company which has arisen since the end of the financial year which secures the liabilities of any other person; or
 - (ii) any contingent liability of the Group or of the Company which has arisen since the end of the financial year.
- (f) In the opinion of the Directors:
- (i) no contingent or other liability has become enforceable or is likely to become enforceable within the period of twelve months after the end of the financial year which will or may affect the ability of the Group or of the Company to meet their obligations when they fall due; and
 - (ii) no item, transaction or event of a material and unusual nature has arisen in the interval between the end of the financial year and the date of this report which is likely to affect substantially the results of the operations of the Group or of the Company for the financial year in which this report is made.

SIGNIFICANT EVENT

Details of significant event are disclosed in Note 40 to the financial statements.

AUDITORS

The auditors, Ernst & Young PLT, have expressed their willingness to continue in office.

Auditors' remuneration is as follows:

	Group 2020 RM	Company 2020 RM
Ernst & Young PLT, Malaysia	80,000	80,000
Member firms of Ernst & Young Global	201,517	-
Other auditors	37,315	-
	<u>318,832</u>	<u>80,000</u>

To the extent permitted by law, the Company has agreed to indemnify its auditors, Ernst & Young PLT, as part of the terms of its audit engagement against claims by third parties arising from the audit (for an unspecified amount). No payment has been made to indemnify Ernst & Young PLT for the financial year ended 31 December 2020.

Signed on behalf of the Board in accordance with a resolution of the Directors dated 31 March 2021.

Gan Kok Ten
Director

Nasaruddin bin Mohamed Ali
Director

STATEMENT BY DIRECTORS

PURSUANT TO SECTION 251(2) OF THE COMPANIES ACT 2016

We, Gan Kok Ten and Nasaruddin bin Mohamed Ali, being two of the Directors of Turbo-Mech Berhad, do hereby state that, in the opinion of the Directors, the accompanying financial statements set out on pages 64 to 127 are drawn up in accordance with Malaysian Financial Reporting Standards, International Financial Reporting Standards and the requirements of the Companies Act 2016 in Malaysia so as to give a true and fair view of the financial position of the Group and of the Company as at 31 December 2020 and of their financial performance and the cash flows of the Group and of the Company for the financial year then ended.

Signed on behalf of the Board in accordance with a resolution of the Directors dated 31 March 2021.

Gan Kok Ten
Director

Nasaruddin bin Mohamed Ali
Director

STATUTORY DECLARATION

PURSUANT TO SECTION 251(1)(B) OF THE COMPANIES ACT 2016

I, Nasaruddin bin Mohamed Ali, being the Director primarily responsible for the financial management of Turbo-Mech Berhad, do solemnly and sincerely declare that the accompanying financial statements set out on pages 64 to 127 are in my opinion correct, and I make this solemn declaration conscientiously believing the same to be true and by virtue of the provisions of the Statutory Declarations Act, 1960.

Subscribed and solemnly declared by the
abovenamed Nasaruddin bin Mohamed Ali
at Kuala Lumpur in the Federal Territory
on 31 March 2021

Nasaruddin bin Mohamed Ali

Before me,
Jasni bin Yusoff (W465)
Commissioner for Oaths

INDEPENDENT AUDITORS' REPORT

TO THE MEMBERS OF TURBO-MECH BERHAD (200901020166 (863263-D))
(Incorporated in Malaysia)

Report on the Audit of the Financial Statements

Opinion

We have audited the financial statements of Turbo-Mech Berhad, which comprise the statements of financial position as at 31 December 2020 of the Group and of the Company, and statements of income, statements of comprehensive income, statements of changes in equity and statements of cash flows of the Group and of the Company for the financial year then ended, and notes to the financial statements, including a summary of significant accounting policies, as set out on pages 64 to 127.

In our opinion, the accompanying financial statements give a true and fair view of the financial position of the Group and of the Company as at 31 December 2020, and of their financial performance and their cash flows for the financial year then ended in accordance with Malaysian Financial Reporting Standards, International Financial Reporting Standards and the requirements of the Companies Act 2016 in Malaysia.

Basis for Opinion

We conducted our audit in accordance with approved standards on auditing in Malaysia and International Standards on Auditing. Our responsibilities under those standards are further described in the Auditors' Responsibilities for the Audit of the Financial Statements section of our report. We believe that the audit evidence we have obtained is sufficient and appropriate to provide a basis for our opinion.

Independence and Other Ethical Responsibilities

We are independent of the Group and of the Company in accordance with the By-Laws (on Professional Ethics, Conduct and Practice) of the Malaysian Institute of Accountants ("By-Laws") and the International Code of Ethics for Professional Accountants (including International Independence Standards) ("IESBA Code"), and we have fulfilled our other ethical responsibilities in accordance with the By-Laws and the IESBA Code.

Key Audit Matters

Key audit matters are those matters that, in our professional judgement, were of most significance in our audit of the financial statements of the Group and of the Company for the current year. We have determined that there are no key audit matters to communicate in our report on the financial statements of the Company. The key audit matters for the audit of the financial statements of the Group are described below. These matters were addressed in the context of our audit of the financial statements of the Group as a whole, and in forming our opinion thereon, and we do not provide a separate opinion on these matters. For each matter below, our description of how our audit addressed the matter is provided in that context.

We have fulfilled the responsibilities described in the Auditors' Responsibilities for the Audit of the Financial Statements section of our report, including in relation to these matters. Accordingly, our audit included the performance of procedures designed to respond to our assessment of the risks of material misstatement of the financial statements. The results of our audit procedures, including the procedures performed to address the matters below, provide the basis of our audit opinion on the accompanying financial statements.

Revenue Recognition

Revenue for the year ended 31 December 2020 amounted to RM49,413,049.

Sale of goods

The Group's revenue recognition policy is to recognise the revenue upon the transfer of control of the goods to the customer, which generally coincides with delivery and acceptance of the goods sold. Revenue is not recognised to the extent where there are significant uncertainties regarding recovery of the consideration due, associated costs or the possible return of goods. The timing of the transfer of the risks and rewards of the goods to the buyers is defined by the specific delivery terms agreed upon with the customers.

As the Group arranged shipment under various shipping terms across its operating markets, any lapse or delay in the monitoring of the shipment status will affect the timing of revenue recognition, resulting in misstatement of revenue recorded in the financial statements. Accordingly, as there is a risk that revenue could be misstated resulting from cut off issue, we have identified this matter as a key audit matter.

Rendering of services

Revenue from services rendered are recognised upon services performed. The Group recognises its revenue in accordance with MFRS 15 Revenue from Contract with Customers, where it is recognised to the extent that it is probable that the economic benefits will flow to the Group and the revenue can be reliably measured.

As the Group recognised revenue based on work done, any delay in the monitoring of service report status will affect the timing of revenue recognition, resulting in misstatement of revenue recorded in the financial statements. Accordingly, as there is a risk that revenue could be misstated resulting from cut off issue, we have identified this matter as a key audit matter.

Independent Auditors' Report

To the Members of Turbo-Mech Berhad (200901020166 (863263-D))
(Incorporated in Malaysia)

Report on the Audit of the Financial Statements (Cont'd)

Key Audit Matters (Cont'd)

Rendering of services (Cont'd)

As part of our audit procedures, we evaluated the appropriateness of the Group's revenue recognition accounting policies. We obtained an understanding of management's internal controls over the revenue recognition process and placed specific attention on the timing of the revenue recognition. We tested on a sample basis, sales transactions taking place near to or after the reporting date by evaluating the agreed delivery terms or service report provided by the customers and the timing of revenue recognition, to assess whether the sales transactions were recognised in the appropriate financial year. We have also obtained external confirmations from trade receivables with significant balances outstanding as at year end. For material credit notes issued after the reporting date, if any, we performed procedures to assess whether sales transactions were recognised in the correct financial year. In addition, we have also performed trend analysis over products by comparing against prior year, and assessed if the variances are reasonable.

Information regarding the Group's revenue is disclosed in Notes 23 and 38 to the financial statements.

Information Other than the Financial Statements and Auditors' Report Thereon

The Directors of the Company are responsible for the other information. The other information comprises the Directors' Report and the information included in the Annual Report but does not include the financial statements of the Group and of the Company and our auditors' report thereon. We obtained the Directors' Report prior to the date of this auditors' report, and the other information included in the Annual Report is expected to be made available to us after the date of this auditors' report.

Our opinion on the financial statements of the Group and of the Company does not cover the other information included in the Annual Report and we do not express any form of assurance conclusion thereon.

In connection with our audit of the financial statements of the Group and of the Company, our responsibility is to read the other information and, in doing so, consider whether the other information is materially inconsistent with the financial statements of the Group and of the Company or our knowledge obtained in the audit or otherwise appears to be materially misstated.

If, based on the work we have performed on the other information included in the Annual Report that we obtained prior to the date of this auditors' report, we conclude that there is a material misstatement of this other information, we are required to report that fact. We have nothing to report in this regard.

When we read the remaining other information included in the Annual Report, if we conclude that there is a material misstatement therein, we are required to communicate the matter to the Directors of the Company and take appropriate action.

Responsibilities of the Directors for the Financial Statements

The Directors of the Company are responsible for the preparation of financial statements of the Group and of the Company that give a true and fair view in accordance with Malaysian Financial Reporting Standards, International Financial Reporting Standards and the requirements of the Companies Act 2016 in Malaysia. The Directors are also responsible for such internal control as the Directors determine is necessary to enable the preparation of financial statements of the Group and of the Company that are free from material misstatement, whether due to fraud or error.

In preparing the financial statements of the Group and of the Company, the Directors are responsible for assessing the Group's and the Company's ability to continue as a going concern, disclosing, as applicable, matters related to going concern and using the going concern basis of accounting unless Directors either intend to liquidate the Group or the Company or to cease operations, or have no realistic alternative but to do so.

Auditors' Responsibilities for the Audit of the Financial Statement

Our objectives are to obtain reasonable assurance about whether the financial statements of the Group and of the Company as a whole are free from material misstatement, whether due to fraud or error; and to issue an auditors' report that includes our opinion. Reasonable assurance is a high level of assurance, but is not a guarantee that an audit conducted in accordance with approved standards on auditing in Malaysia and International Standards on Auditing will always detect a material misstatement when it exists. Misstatements can arise from fraud or error and are considered material if, individually or in the aggregate, they could reasonably be expected to influence the economic decisions of users taken on the basis of these financial statements.

Independent Auditors' Report

To the Members of Turbo-Mech Berhad (200901020166 (863263-D))
(Incorporated in Malaysia)

Report on the Audit of the Financial Statements (Cont'd)

Auditors' Responsibilities for the Audit of the Financial Statement (Cont'd)

As part of an audit in accordance with approved standards on auditing in Malaysia and International Standards on Auditing, we exercise professional judgement and maintain professional skepticism throughout the audit. We also:

- Identify and assess the risks of material misstatement of the financial statements of the Group and of the Company, whether due to fraud or error; design and perform audit procedures responsive to those risks, and obtain audit evidence that is sufficient and appropriate to provide a basis for our opinion. The risk of not detecting a material misstatement resulting from fraud is higher than for one resulting from error, as fraud may involve collusion, forgery, intentional omissions, misrepresentations, or the override of internal control.
- Obtain an understanding of internal control relevant to the audit in order to design audit procedures that are appropriate in the circumstances, but not for the purpose of expressing an opinion on the effectiveness of the Group's and of the Company's internal control.
- Evaluate the appropriateness of accounting policies used and the reasonableness of accounting estimates and related disclosures made by Directors.
- Conclude on the appropriateness of Directors' use of the going concern basis of accounting and, based on the audit evidence obtained, whether a material uncertainty exists related to events or conditions that may cast significant doubt on the Group's or the Company's ability to continue as a going concern. If we conclude that a material uncertainty exists, we are required to draw attention in our auditors' report to the related disclosures in the financial statements of the Group and of the Company or, if such disclosures are inadequate, to modify our opinion. Our conclusions are based on the audit evidence obtained up to the date of our auditors' report. However, future events or conditions may cause the Group or the Company to cease to continue as a going concern.
- Evaluate the overall presentation, structure and content of the financial statements of the Group and of the Company, including the disclosures, and whether the financial statements of the Group and of the Company represent the underlying transactions and events in a manner that achieves fair presentation.
- Obtain sufficient appropriate audit evidence regarding the financial information of the entities and business activities within the Group to express an opinion on the financial statements of the Group. We are responsible for the direction, supervision and performance of the group audit. We remain solely responsible for our audit opinion.

We communicate with the Directors regarding, among other matters, the planned scope and timing of the audit and significant audit findings, including any significant deficiencies in internal control that we identify during our audit.

We also provide the Directors with a statement that we have complied with relevant ethical requirements regarding independence, and to communicate with them all relationships and other matters that may reasonably be thought to bear on our independence, and where applicable, related safeguards.

From the matters communicated with the Directors, we determine those matters that were of most significance in the audit of the financial statements of the Group and of the Company for the current year and are therefore the key audit matters. We describe these matters in our auditors' report unless law or regulation precludes public disclosure about the matter or when, in extremely rare circumstances, we determine that a matter should not be communicated in our report because the adverse consequences of doing so would reasonably be expected to outweigh the public interest benefits of such communication.

Report on Other Legal and Regulatory Requirements

In accordance with the requirements of the Companies Act 2016 in Malaysia, we report that the subsidiaries of which we have not acted as auditors, are disclosed in Note 6 to the financial statements.

Other Matters

This report is made solely to the members of the Company, as a body, in accordance with Section 266 of the Companies Act 2016 in Malaysia and for no other purpose. We do not assume responsibility to any other person for the content of this report.

Ernst & Young PLT
202006000003 (LLP0022760-LCA) & AF 0039
Chartered Accountants

Sundralingam A/L Navaratnam
02984/05/2022 J
Chartered Accountant

Kuala Lumpur, Malaysia
31 March 2021

STATEMENTS OF FINANCIAL POSITION

AS AT 31 DECEMBER 2020

	Note	Group		Company	
		2020 RM	2019 RM	2020 RM	2019 RM
ASSETS					
NON-CURRENT ASSETS					
Property, plant and equipment	3	1,854,389	2,583,315	-	486
Investment properties	4	6,276,854	6,576,574	-	-
Land use rights	5	-	-	-	-
Right-of-use assets	22	22,449,302	23,556,565	-	-
Investment in subsidiaries	6	-	-	44,628,995	44,628,995
Investment in associates	7	17,650,234	17,866,917	8,639,755	8,639,755
Investment in joint ventures	8	252,339	354,856	-	-
Other non-current assets	9	7,691	15,371	-	-
Deferred tax assets	10	50,175	-	-	-
		48,540,984	50,953,598	53,268,750	53,269,236
CURRENT ASSETS					
Inventories	11	14,586,754	3,555,936	-	-
Trade and other receivables	12	11,401,307	19,732,506	7,605	7,605
Contract assets	13	345,672	1,876,791	-	-
Dividend receivables		1,436,500	1,402,500	2,899,156	1,402,500
Prepayments		104,162	354,285	-	-
Tax recoverable		191,936	109,162	9,520	-
Cash and bank balances	14	47,522,613	45,154,332	543,647	401,990
		75,588,944	72,185,512	3,459,928	1,812,095
TOTAL ASSETS		124,129,928	123,139,110	56,728,678	55,081,331
EQUITY ATTRIBUTABLE TO OWNERS OF THE PARENTS					
Share capital	15	54,000,000	54,000,000	54,000,000	54,000,000
Retained earnings	16(a)	37,301,396	32,998,090	2,506,080	858,095
Capital reserve	16(b)	4,763,400	4,763,400	-	-
Retirement benefit obligation reserve	16(c)	(85,596)	(34,518)	-	-
Statutory reserve	16(d)	108,500	108,500	-	-
Foreign currency translation reserve	17	15,739,646	16,349,960	-	-
		111,827,346	108,185,432	56,506,080	54,858,095
Non-controlling interests		34,299	34,631	-	-
TOTAL EQUITY		111,861,645	108,220,063	56,506,080	54,858,095
NON-CURRENT LIABILITIES					
Loans and borrowings	20	-	4,147	-	-
Lease liabilities	22	2,534,967	2,461,218	-	-
Deferred tax liabilities	10	-	171,906	-	-
Retirement benefit obligation	21	363,569	272,130	-	-
TOTAL NON-CURRENT LIABILITIES		2,898,536	2,909,401	-	-
CURRENT LIABILITIES					
Trade and other payables	18	7,205,186	8,036,810	222,598	219,265
Contract liabilities	19	475,117	3,081,717	-	-
Loans and borrowings	20	3,947	18,857	-	-
Lease liabilities	22	122,164	102,985	-	-
Income tax payable		1,563,333	769,277	-	3,971
TOTAL CURRENT LIABILITIES		9,369,747	12,009,646	222,598	223,236
TOTAL LIABILITIES		12,268,283	14,919,047	222,598	223,236
TOTAL EQUITY AND LIABILITIES		124,129,928	123,139,110	56,728,678	55,081,331

The accompanying accounting policies and explanatory notes form an integral part of the financial statements.

STATEMENTS OF INCOME

FOR THE FINANCIAL YEAR ENDED 31 DECEMBER 2020

	Note	Group		Company	
		2020 RM	2019 RM	2020 RM	2019 RM
Revenue	23	49,413,049	48,697,881	3,441,856	1,402,500
Cost of sales	24	(34,198,384)	(35,001,327)	-	-
Gross profit		15,214,665	13,696,554	3,441,856	1,402,500
Interest income	25	248,417	412,474	7,259	2,466
Other income	26	2,396,367	1,406,952	-	-
Depreciation expenses		(2,881,074)	(2,948,321)	(486)	(920)
Amortisation expenses		(7,680)	(7,680)	-	-
Employee benefits expense	27	(6,601,978)	(5,873,067)	(308,888)	(293,568)
Other expenses		(3,031,641)	(4,102,088)	(420,147)	(316,257)
Operating profit		5,337,076	2,584,824	2,719,594	794,221
Finance cost	29	(86,276)	(90,567)	-	-
Share of results of associates	7	1,219,956	1,331,323	-	-
Share of results of joint ventures	8	19,360	96,231	-	-
Profit before taxation	30	6,490,116	3,921,811	2,719,594	794,221
Income tax expense	31	(1,106,375)	(923,174)	8,391	(10,064)
Profit for the financial year		5,383,741	2,998,637	2,727,985	784,157
Profit attributable to:					
Owners of the parent		5,383,306	2,997,623	2,727,985	784,157
Non-controlling interests		435	1,014	-	-
		5,383,741	2,998,637	2,727,985	784,157
Earnings per share attributable to owners of the parent (sen per share)					
- Basic	32	5	3		
- Diluted	32	*5	*3		

* Diluted earnings per share of the Company for the financial year ended 31 December 2020 and 31 December 2019 is equivalent to the basic earnings per share as the Company has no dilutive potential ordinary share in issue at the end of the reporting date.

STATEMENTS OF COMPREHENSIVE INCOME

FOR THE FINANCIAL YEAR ENDED 31 DECEMBER 2020

	Note	Group		Company	
		2020 RM	2019 RM	2020 RM	2019 RM
Profit for the financial year		5,383,741	2,998,637	2,727,985	784,157
Other comprehensive income to be reclassified to profit or loss in subsequent period:					
Foreign currency translation	17	(611,081)	1,279,735	-	-
Other comprehensive income will not be reclassified to profit or loss in subsequent period.					
Remeasurement loss on defined benefit obligation	16(c)	(51,078)	(47,102)	-	-
		(662,159)	1,232,633	-	-
Total comprehensive income for the financial year		4,721,582	4,231,270	2,727,985	784,157
Total comprehensive income for the financial year attributable to:					
Owners of the parent		4,721,914	4,227,814	2,727,985	784,157
Non-controlling interests		(332)	3,456	-	-
		4,721,582	4,231,270	2,727,985	784,157

The accompanying accounting policies and explanatory notes form an integral part of the financial statements.

STATEMENTS OF CHANGES IN EQUITY

FOR THE FINANCIAL YEAR ENDED 31 DECEMBER 2020

Group	Distributable		Non-distributable				Total Equity		
	Share Capital (Note 15) RM	Retained Earnings (Note 16) RM	Capital Reserve (Note 16) RM	Retirement Obligation Reserve (Deficit) (Note 16) RM	Statutory Reserve (Note 16) RM	Foreign Currency Translation Reserve (Note 17) RM		Equity Attributable to Owners of the Parent RM	Non-controlling Interests RM
At 1 January 2020	54,000,000	32,998,090	4,763,400	(34,518)	108,500	16,349,960	108,185,432	34,631	108,220,063
Profit for the financial year	-	5,383,306	-	-	-	-	5,383,306	435	5,383,741
Other comprehensive income during the year	-	-	-	(51,078)	-	(610,314)	(661,392)	(767)	(662,159)
Total comprehensive income for the financial year	-	5,383,306	-	(51,078)	-	(610,314)	4,721,914	(332)	4,721,582
Dividends (Note 39)	-	(1,080,000)	-	-	-	-	(1,080,000)	-	(1,080,000)
At 31 December 2020	54,000,000	37,301,396	4,763,400	(85,596)	108,500	15,739,646	111,827,346	34,299	111,861,645
At 1 January 2019	54,000,000	32,160,467	4,763,400	12,584	108,500	15,072,667	106,117,618	31,175	106,148,793
Profit for the financial year	-	2,997,623	-	-	-	-	2,997,623	1,014	2,998,637
Other comprehensive income during the year	-	-	-	(47,102)	-	1,277,293	1,230,191	2,442	1,232,633
Total comprehensive income for the financial year	-	2,997,623	-	(47,102)	-	1,277,293	4,227,814	3,456	4,231,270
Dividends (Note 39)	-	(2,160,000)	-	-	-	-	(2,160,000)	-	(2,160,000)
At 31 December 2019	54,000,000	32,998,090	4,763,400	(34,518)	108,500	16,349,960	108,185,432	34,631	108,220,063

Statements of Changes in Equity

For the financial year ended 31 December 2020

	Share Capital (Note 15) RM	Distributable Retained Earnings (Note 16) RM	Total Equity RM
Company			
At 1 January 2019	54,000,000	2,233,938	56,233,938
Profit for the financial year	-	784,157	784,157
Other comprehensive income for the financial year	-	-	-
Total comprehensive income for the financial year	-	784,157	784,157
Dividends (Note 39)	-	(2,160,000)	(2,160,000)
At 31 December 2019	54,000,000	858,095	54,858,095
Profit for the financial year	-	2,727,985	2,727,985
Other comprehensive income for the financial year	-	-	-
Total comprehensive income for the financial year	-	2,727,985	2,727,985
Dividends (Note 39)	-	(1,080,000)	(1,080,000)
At 31 December 2020	54,000,000	2,506,080	56,506,080

The accompanying accounting policies and explanatory notes form an integral part of the financial statements.

STATEMENTS OF CASH FLOWS

FOR THE FINANCIAL YEAR ENDED 31 DECEMBER 2020

	Group		Company	
	2020 RM	2019 RM	2020 RM	2019 RM
CASH FLOWS FROM OPERATING ACTIVITIES				
Profit before taxation	6,490,116	3,921,811	2,719,594	794,221
Adjustments for:				
Amortisation of investment in club membership	7,680	7,680	-	-
Depreciation of property, plant and equipment	1,323,879	1,378,290	486	920
Depreciation of investment properties	253,879	255,356	-	-
Depreciation of right-of-use assets	1,303,316	1,314,675	-	-
Dividend income	-	-	(3,441,856)	(1,402,500)
Gain on disposal of property, plant and equipment	(8,635)	(397)	-	-
Interest income	(248,417)	(412,474)	(7,259)	(2,466)
Allowance for impairment loss on				
- trade receivables	23,625	72,014	-	-
- contract assets	-	(9,495)	-	-
Bad debts written off	57,779	-	-	-
Interest expenses	687	2,717	-	-
Accretion of interest on lease liabilities	85,589	87,850	-	-
Inventories written down	47,407	59,580	-	-
Reversal of inventories written down	(42,094)	(85,014)	-	-
Share of results of associates	(1,219,956)	(1,331,323)	-	-
Share of results of joint venture	(19,360)	(96,231)	-	-
Provision for retirement benefit obligation	37,886	42,853	-	-
Unrealised (gain)/loss on foreign currency translations	(119,844)	49,787	-	-
Operating profit/(loss) before changes in working capital	7,973,537	5,257,679	(729,035)	(609,825)
Changes in working capital:				
Inventories	(11,036,131)	(1,675,469)	-	-
Trade and other receivables	8,295,856	(7,576,492)	-	-
Contract assets	1,531,119	90,516	-	-
Prepayments	250,123	(242,133)	-	-
Trade and other payables	(872,846)	3,189,225	-	-
Contract liabilities	(2,606,600)	2,820,672	3,333	60,381
Cash generated from/(used in) operation	3,535,058	1,863,998	(725,702)	(549,444)
Interest paid	(86,276)	(90,567)	-	-
Payment of retirement benefit obligations	-	(29,181)	-	-
Income taxes (paid)/ refund	(618,327)	(1,142,681)	(5,100)	3,488
Net cash generated from/(used in) operating activities	2,830,455	601,569	(730,802)	(545,956)

Statements of Cash Flows

For the financial year ended 31 December 2020

	Group		Company	
	2020 RM	2019 RM	2020 RM	2019 RM
CASH FLOWS FROM INVESTING ACTIVITIES				
Proceeds from disposal of property, plant and equipment	8,635	1,027	-	-
Purchase of property, plant and equipment	(597,958)	(184,374)	-	-
Withdrawal/(placement) of fixed deposit withh licensed bank	3,099,690	(5,391,260)	-	-
Interest income received	248,417	412,474	7,259	2,466
Dividend received from a joint venture	121,889	182,262	-	-
Dividend received from a subsidiary	-	-	542,700	-
Dividend received from an associate	1,402,500	2,550,000	1,402,500	2,550,000
Net cash flows generated from/(used in) investing activities	4,283,173	(2,429,871)	1,952,459	2,552,466
CASH FLOWS FROM FINANCING ACTIVITIES				
Dividends paid	(1,080,000)	(2,160,000)	(1,080,000)	(2,160,000)
Payment of principal portion of lease liabilities	(143,466)	(99,559)	-	-
Repayment of finance lease obligations	(19,057)	(22,293)	-	-
Net cash flows used in financing activities	(1,242,523)	(2,281,852)	(1,080,000)	(2,160,000)
NET CHANGES IN CASH AND CASH EQUIVALENTS	5,871,105	(4,110,154)	141,657	(153,490)
Effect of exchange rate changes on cash and cash equivalents	(403,134)	1,126,421	-	-
CASH AND CASH EQUIVALENTS AT BEGINNING OF THE FINANCIAL YEAR	31,875,493	34,859,226	401,990	555,480
CASH AND CASH EQUIVALENTS AT END OF THE FINANCIAL YEAR (NOTE 14)	37,343,464	31,875,493	543,647	401,990

The accompanying accounting policies and explanatory notes form an integral part of the financial statements.

NOTES TO THE FINANCIAL STATEMENTS

31 DECEMBER 2020

1. CORPORATE INFORMATION

The Company is a public limited liability company, incorporated and domiciled in Malaysia, and is listed on the Bursa Malaysia Securities Berhad.

The registered office of the Company is located at 12th Floor, Menara Symphony, No. 5, Jalan Prof. Khoo Kay Kim, Seksyen 13, 46200 Petaling Jaya, Selangor Darul Ehsan.

The principal place of business is located at 39-5, Jalan PJU 1/41, Block D1, Dataran Prima, 47301 Petaling Jaya, Selangor Darul Ehsan.

The principal activity of the Company is investment holding.

The principal activities and other information relating to the subsidiaries and associates are disclosed in Note 6 and Note 7 respectively.

There has been no significant change in the nature of the principal activities during the financial year.

The financial statements were authorised for issue by the Board of Directors in accordance with a resolution of the Board of Directors on 31 March 2021.

2. SIGNIFICANT ACCOUNTING POLICIES

2.1 Basis of Preparation

The financial statements of the Group and of the Company have been prepared in accordance with Malaysian Financial Reporting Standards ("MFRS"), International Financial Reporting Standards and the requirements of the Companies Act 2016 in Malaysia. At the beginning of the current financial year, the Company adopted new and revised MFRS and interpretations which are mandatory for financial periods beginning on or after 1 January 2020 as fully described in Note 2.3.

The financial statements of the Group and of the Company have been prepared on a historical cost basis unless otherwise disclosed below.

The financial statements of the Group and of the Company are measured using the currency of the primary economic environment in which the entity operates ("the functional currency"). The financial statements are presented in Ringgit Malaysia ("RM"), which is also the Group's and the Company's functional currency.

2.2 Summary of Significant Accounting Policies

(a) Basis of Consolidation and Business Combinations

(i) Basis of Consolidation

The consolidated financial statements comprise the financial statements of the Company and its subsidiaries as at the reporting date. The financial statements of the subsidiaries used in the preparation of the consolidated financial statements are prepared for the same reporting date as the Company. Consistent accounting policies are applied for like transactions and events in similar circumstances.

The Company controls an investee if and only if the Company has all the following:

- (i) Power over the investee (such as existing rights that give it the current ability to direct the relevant activities of the investee);
- (ii) Exposure, or rights, to variable returns from its investment with the investee; and
- (iii) The ability to use its power over the investee to affect its returns.

Notes to the Financial Statements

31 December 2020

2. SIGNIFICANT ACCOUNTING POLICIES (CONT'D)

2.2 Summary of Significant Accounting Policies (Cont'd)

(a) Basis of Consolidation and Business Combinations (Cont'd)

(i) Basis of Consolidation (Cont'd)

When the Company has less than a majority of the voting rights of an investee, the Company considers the following in assessing whether or not the Company's voting rights in an investee are sufficient to give it power over the investee:

- (i) The size of the Company's holding of voting rights relative to the size and dispersion of holdings of the other vote holders;
- (ii) Potential voting rights held by the Company, other vote holders or other parties;
- (iii) Contractual arrangement with the other vote holders of the investee;
- (iv) Rights arising from other contractual arrangements; and
- (v) Any additional facts and circumstances that indicate that the Company has, or does not have, the current ability to direct the relevant activities at the time that decisions need to be made, including voting patterns at previous shareholders' meetings.

Subsidiaries are consolidated when the Company obtains control over the subsidiary and ceases when the Company loses control of the subsidiary. All intra-group balances, income and expenses and unrealised gains and losses resulting from intra-group transactions are eliminated in full.

Losses within a subsidiary are attributed to the non-controlling interests even if that results in a deficit balance.

Changes in the Group's ownership interests in subsidiaries that do not result in the Group losing control over the subsidiaries are accounted for as equity transactions. The carrying amounts of the Group's interests and the non-controlling interests are adjusted to reflect the changes in their relative interests in the subsidiaries. The resulting difference is recognised directly in equity and attributed to owners of the Company.

When the Group loses control of a subsidiary, a gain or loss calculated as the difference between (i) the aggregate of the fair value of the consideration received and the fair value of any retained interest and (ii) the previous carrying amount of the assets and liabilities of the subsidiary and any non-controlling interest, is recognised in profit or loss. The subsidiary's cumulative gain or loss which has been recognised in other comprehensive income and accumulated in equity are reclassified to profit or loss or where applicable, transferred directly to retained earnings. The fair value of any investment retained in the former subsidiary at the date control is lost is regarded as the cost on initial recognition of the investment.

(ii) Business Combinations

- (a) Acquisitions of subsidiaries are accounted for using the acquisition method. The cost of an acquisition is measured as the aggregate of the consideration transferred, measured at acquisition date fair value and the amount of any non-controlling interests in the acquiree. The Group elects on a transaction-by-transaction basis whether to measure the non-controlling interests in the acquiree either at fair value or at the proportionate share of the acquiree's identifiable net assets. Transaction costs incurred are expensed and included in administrative expenses.

Any contingent consideration to be transferred by the acquirer will be recognised at fair value at the acquisition date. Subsequent changes in the fair value of the contingent consideration which is deemed to be an asset or liability, will be recognised in profit or loss in accordance with MFRS 9. If the contingent consideration is classified as equity, it will not be remeasured. Subsequent settlement is accounted for within equity. In instances where the contingent consideration does not fall within the scope of MFRS 9, it is measured at fair value at each reporting date with changes in fair value recognised in profit and loss.

Notes to the Financial Statements

31 December 2020

2. SIGNIFICANT ACCOUNTING POLICIES (CONT'D)

2.2 Summary of Significant Accounting Policies (Cont'd)

(a) Basis of Consolidation and Business Combinations (Cont'd)

(ii) Business Combinations (Cont'd)

- (a) When the Group acquires a business, it assesses the financial assets and liabilities assumed for appropriate classification and designation in accordance with the contractual terms, economic circumstances and pertinent conditions as at the acquisition date. This includes the separation of embedded derivatives in host contracts by the acquiree.

If the business combination is achieved in stages, the acquisition date fair value of the acquirer's previously held equity interest in the acquiree is remeasured to fair value at the acquisition date through profit or loss.

Goodwill is initially measured at cost, being the excess of the aggregate of the consideration transferred and the amount recognised for non-controlling interests over the net identifiable assets acquired and liabilities assumed. If this consideration is lower than fair value of the net assets of the subsidiary acquired, the difference is recognised in profit or loss.

- (b) Business combinations involving entities under common control are accounted for by applying the pooling of interest method. The assets and liabilities of the combining entities are reflected at their respective carrying amounts and reported in the consolidated financial statements of the controlling holding company. Any difference between the consideration paid and the share capital of the "acquired" entity is reflected within equity as merger reserve or merger deficit. Merger deficit is adjusted against suitable reserves of the Group to the extent that the laws and statutes do not prohibit the use of such reserves. The statement of comprehensive income reflects the result of the combining entities for the full year, irrespective of when the combination takes place. Comparatives are presented as if the entities have always been combined since the date the entities had come under common control.

At the reporting date, the merger deficit is Nil (2019: Nil) as the carrying amount of merger deficit had been adjusted against the Group's retained earnings in previous financial years.

(b) Transactions with Non-controlling Interests

Non-controlling interest represents the equity in subsidiaries not attributable, directly or indirectly, to owners of the Company, and are presented separately in the consolidated statement of comprehensive income and within equity in the consolidated statement of financial position, separately from equity attributable to owners of the Company.

Changes in the Company's ownership interest in a subsidiary that do not result in a loss of control are accounted for as equity transactions. In such circumstances, the carrying amounts of the controlling and non-controlling interests are adjusted to reflect the changes in their relative interests in the subsidiary. Any difference between the amount by which the non-controlling interest is adjusted and the fair value of the consideration paid or received is recognised directly in equity and attributed to owners of the Company.

(c) Foreign Currency

(i) Foreign Currency Translation

Transactions in foreign currencies are measured in the respective functional currencies of the Company and its subsidiaries and are recorded on initial recognition in the functional currencies at exchange rates approximating those ruling at the transaction dates. Monetary assets and liabilities denominated in foreign currencies are translated at the rate of exchange ruling at the end of the reporting period. Non-monetary items that are measured in terms of historical cost in a foreign currency are translated using the exchange rates as at the dates of the initial transactions. Non-monetary items measured at fair value in a foreign currency are translated using the exchange rates at the date when the fair value was determined.

Notes to the Financial Statements

31 December 2020

2. SIGNIFICANT ACCOUNTING POLICIES (CONT'D)

2.2 Summary of Significant Accounting Policies (Cont'd)

(c) Foreign Currency (Cont'd)

(i) Foreign Currency Translation (Cont'd)

Exchange differences arising on the settlement of monetary items or on translating monetary items at the end of the reporting period are recognised in profit or loss except for exchange differences arising on monetary items that form part of the Group's net investment in foreign operations, which are recognised initially in other comprehensive income and accumulated under foreign currency translation reserve in equity. The foreign currency translation reserve is reclassified from equity to profit or loss of the Group on disposal of the foreign operation.

Exchange differences arising on the translation of non-monetary items carried at fair value are included in statement of income for the period except for the differences arising on the translation of non-monetary items in respect of which gains and losses are recognised directly in equity. Exchange differences arising from such non-monetary items are also recognised directly in equity.

(ii) Foreign Operations

For consolidation purpose, the assets and liabilities of foreign operations are translated into RM at the rate of exchange ruling at the end of the reporting period and their profit or loss are translated at the exchange rates prevailing at the date of the transactions. The exchange differences arising on the translation are recognised in other comprehensive income. On disposal of a foreign operation, the component of other comprehensive income relating to that particular foreign operation is recognised in profit or loss.

In the case of a partial disposal without loss of control of a subsidiary that includes a foreign operation, the proportionate share of the cumulative amount of the exchange differences are re-attributed to non-controlling interest and are not recognised in profit or loss. For partial disposals of associates or jointly controlled entities that are foreign operations, the proportionate share of the accumulated exchange differences is reclassified to profit or loss.

(d) Property, Plant and Equipment

All items of property, plant and equipment are initially recorded at cost. Subsequent to recognition, property, plant and equipment are measured at cost less accumulated depreciation and any accumulated impairment losses. The cost includes the cost of replacing part of the property, plant and equipment. The cost of an item of property, plant and equipment is recognised as an asset if, and only if, it is probable that future economic benefits associated with the item will flow to the Group and the cost of the item can be measured reliably.

When significant parts of property, plant and equipment are required to be replaced in intervals, the Group recognises such parts as individual assets with specific useful lives and depreciation, respectively. Likewise, when a major inspection is performed, its cost is recognised in the carrying amount of the property, plant and equipment as a replacement if the recognition criteria are satisfied. All other repair and maintenance costs are recognised in profit or loss as incurred.

Depreciation is computed on a straight-line basis over the estimated useful lives of the assets as follows:

Land improvements	20 years
Air conditioner	5 years
Computers	3 - 5 years
Furniture and fittings	2 - 10 years
Motor vehicles	7 - 10 years
Office equipment	2 - 10 years
Plant, machinery and instruments	5 years
Renovation	5 years

Construction work in progress included in property, plant and equipment are not depreciated as these assets are not yet available for use.

The carrying values of property, plant and equipment are reviewed for impairment when events or changes in circumstances indicate that the carrying value may not be recoverable.

Notes to the Financial Statements

31 December 2020

2. SIGNIFICANT ACCOUNTING POLICIES (CONT'D)

2.2 Summary of Significant Accounting Policies (Cont'd)

(d) Property, Plant and Equipment (Cont'd)

The residual value, useful life and depreciation method are reviewed at each financial year-end, and adjusted prospectively, if appropriate.

An item of property, plant and equipment is derecognised upon disposal or when no future economic benefits are expected from its use or disposal. Any gain or loss on de-recognition of the asset is included in profit or loss in the financial year the asset is derecognised.

(e) Investment Properties

Investment properties are properties that are either owned by the Group or leased under a finance lease that are held to earn rentals or for capital appreciation, or both, rather than for use in the production or supply of goods or services, or for administrative purposes, or in the ordinary course of business. Investment properties comprise completed investment properties and properties that are being constructed or developed for future use as investment properties. Properties held under operating leases are classified as investment properties when the definition of an investment property is met.

Investment properties are measured initially at cost, including transaction costs. Subsequent to initial recognition, investment properties are measured at cost less accumulated depreciation and any accumulated impairment loss.

Depreciation of investment property is provided for on a straight-line basis to write off the cost of investment properties to its residual value over the lower of the estimated useful life or lease period:

Leasehold land and Building	Over the lease period of 17 - 50 years
-----------------------------	--

Investment properties are derecognised when either they have been disposed of or when the investment property is permanently withdrawn from use and no future economic benefit is expected from its disposal. The difference between the net disposal proceeds and the carrying amount of the asset is recognised in profit or loss in the period of derecognition.

Right-of-use assets that meet the definition of investment property in accordance to MFRS 16, are presented in the statement of financial position as investment property.

Transfers are made to or from investment property only when there is a change in use. For a transfer from investment property to owner-occupied property, the deemed cost for subsequent accounting is the carrying cost at the date of change in use. For a transfer from owner-occupied property to investment property, the property is accounted for in accordance with the accounting policy for property, plant and equipment set out in Note 2.2(d) up to the date of change in use.

(f) Right-of-use Assets

The Group recognises right-of-use assets at the commencement date of the lease (i.e., the date the underlying asset is available for use). Right-of-use assets are measured at cost, less any accumulated depreciation and impairment losses, and adjusted for any remeasurement of lease liabilities. The cost of right-of-use assets includes the amount of lease liabilities recognised, initial direct costs incurred, and lease payments made at or before the commencement date less any lease incentives received. Right-of-use assets are depreciated on a straight-line basis over the shorter of the lease term and the estimated useful lives of the assets, as follows:

Leasehold land and building	18 years
-----------------------------	----------

If ownership of the leased asset transfers to the Group at the end of the lease term or the cost reflects the exercise of a purchase option, amortisation is calculated using the estimated useful life of the asset.

Right-of-use assets that meet the definition of investment property in accordance to MFRS 16, are presented in the statement of financial position as investment property.

The Group assesses at each reporting date whether there is an indication that the right-of-use assets may be impaired in accordance with the accounting policy set out in Note 2.2(i).

Notes to the Financial Statements

31 December 2020

2. SIGNIFICANT ACCOUNTING POLICIES (CONT'D)

2.2 Summary of Significant Accounting Policies (Cont'd)

(g) Club Membership

Club membership which was acquired separately is carried at cost less accumulated impairment loss. The Group assesses at each reporting date whether there is an indication that the club membership may be impaired in accordance with the accounting policy set out in Note 2.2(i).

(h) Other Investment

Other investment which was acquired separately is carried at cost less accumulated impairment loss. The Group assesses at each reporting date whether there is an indication that the other investment may be impaired in accordance with the accounting policy set out in Note 2.2(i).

(i) Impairment of Non-Financial Assets

The Group and the Company assesses at each reporting date whether there is an indication that an asset may be impaired. If any indication exists, or when an annual impairment testing for an asset is required, the Group and the Company makes an estimate of the asset's recoverable amount.

An asset's recoverable amount is the higher of an asset's or cash-generating unit's fair value less costs to sell and its value in use and is determined for an individual asset, unless the asset does not generate cash inflows that are largely independent of those from other assets or groups of assets. Where the carrying amount of an asset or cash-generating unit exceeds its recoverable amount, the asset is considered impaired and is written down to its recoverable amount. In assessing value in use, the estimated future cash flows expected to be generated by the asset are discounted to their present value using a pre-tax discount rate that reflects current market assessments of the time value of money and the risks specific to the asset. In determining fair value less costs to sell, recent market transactions are taken into account, if available. If no such transactions can be identified, an appropriate valuation model is used. These calculations are corroborated by valuation multiples or other available fair value indicators.

The Group and the Company bases its impairment calculation on detailed budgets and forecast calculations which are prepared separately for each of the Group's and Company's cash-generating units to which the individual assets are allocated. These budgets and forecast calculations are generally covering a period of five years. For longer periods, a long-term growth rate is calculated and applied to project future cash flows after the fifth year.

Impairment losses of continuing operations are recognised in profit or loss in those expense categories consistent with the function of the impaired asset, except for assets that are previously revalued where the revaluation was taken to other comprehensive income. In this case, the impairment is also recognised in other comprehensive income up to the amount of any previous revaluation.

For assets excluding goodwill, an assessment is made at each reporting date as to whether there is any indication that previously recognised impairment losses may no longer exist or may have decreased. If such indication exists, the Group and the Company estimates the asset's or cash-generating unit's recoverable amount. A previously recognised impairment loss is reversed only if there has been a change in the estimates used to determine the asset's recoverable amount since the last impairment loss was recognised. If that is the case, the carrying amount of the asset is increased to its recoverable amount. That increase cannot exceed the carrying amount that would have been determined, net of depreciation, had no impairment loss been recognised previously. Such reversal is recognised in profit or loss unless the asset is measured at revalued amount, in which case the reversal is treated as a revaluation increase.

(j) Subsidiaries

A subsidiary is an investee that is controlled by the Group as further discussed in Note 2(a)(i). The Group controls an investee when it is exposed, or has rights, to variable returns from its involvement with the investee and has the ability to affect those returns through its power over the investee.

In the Company's separate financial statements, investments in subsidiaries are accounted for at cost less impairment losses. On disposal of such investments, the difference between net disposal proceeds and their carrying amounts is included in profit or loss.

Notes to the Financial Statements

31 December 2020

2. SIGNIFICANT ACCOUNTING POLICIES (CONT'D)

2.2 Summary of Significant Accounting Policies (Cont'd)

(k) Associates and Joint Venture

An associate is an entity in which the Group has significant influence. Significant influence is the power to participate in the financial and operating policy decisions of the investee but is not control or joint control over those policies.

A joint venture is a type of joint arrangement whereby the parties that have joint control of the arrangement have rights to the net assets of the joint venture. Joint control is the contractually agreed sharing of control of an arrangement, which exists only when decisions about the relevant activities require the unanimous consent of the parties sharing control.

On acquisition of an investment in associate or joint venture, any excess of the cost of investment over the Group's share of the net fair value of the identifiable assets and liabilities of the investee is recognised as goodwill and included in the carrying amount of the investment. Any excess of the Group's share of the net fair value of the identifiable assets and liabilities of the investee over the cost of investment is excluded from the carrying amount of the investment and is instead included as income in the determination of the Group's share of the associate or joint venture's profit or loss for the period in which the investment is acquired.

An associate and joint venture are equity accounted for from the date on which the investee becomes an associate and joint venture.

Under the equity method, on initial recognition the investment in an associate or joint venture are recognised at cost, and the carrying amount is increased or decreased to recognise the Group's share of the profit or loss and other comprehensive income of the associate or joint venture after the date of acquisition. When the Group's share of losses in an associate or joint venture equal or exceeds its interest in the associate or joint venture, the Group does not recognise further losses, unless it has incurred legal or constructive obligations or made payments on behalf of the associate or joint venture.

Profits and losses resulting from upstream and downstream transactions between the Group and its associate or joint venture are recognised in the Group's financial statements only to the extent of unrelated investors' interests in the associate or joint venture. Unrealised losses are eliminated unless the transaction provides evidence of an impairment of the asset transferred.

The financial statements of the associates or joint venture are prepared as of the same reporting date as the Company. Where necessary, adjustments are made to bring the accounting policies in line with those of the Group.

After application of the equity method, the Group determine whether it is necessary to recognise an additional impairment loss on the Group's investment in associate or joint ventures. The Group determines at the end of each reporting period whether there is any objective evidence that the investment in the associate or joint venture is impaired. If this is the case, the Group calculates the amount of impairment as the difference between the recoverable amount of the associate or joint venture and its carrying value and recognises the amount in profit or loss.

In the Company's separate financial statements, investments in associates or joint venture are accounted for at cost less impairment losses. On disposal of such investments, the difference between net disposal proceeds and their carrying amounts is included in profit or loss.

(l) Financial Assets

Initial Recognition and Measurement

A financial instrument is any contract that gives rise to a financial asset of one entity and a financial liability or equity instrument of another entity.

Notes to the Financial Statements

31 December 2020

2. SIGNIFICANT ACCOUNTING POLICIES (CONT'D)

2.2 Summary of Significant Accounting Policies (Cont'd)

(I) Financial Assets (Cont'd)

Initial Recognition and Measurement (Cont'd)

Financial assets are classified, at initial recognition, as subsequently measured at amortised cost, fair value through other comprehensive income (OCI), and fair value through profit or loss.

The classification of financial assets at initial recognition depends on the financial asset's contractual cash flow characteristics and the Group's and Company's business model for managing them. With the exception of trade receivables that do not contain a significant financing component, the Group and the Company initially measures a financial asset at its fair value plus, in the case of a financial asset not at fair value through profit or loss, transaction costs.

In order for a financial asset to be classified and measured at amortised cost or fair value through OCI, it needs to give rise to cash flows that are 'solely payments of principal and interest (SPPI)' on the principal amount outstanding. This assessment is referred to as the SPPI test and is performed at an instrument level.

The Group's and the Company's business model for managing financial assets refers to how it manages its financial assets in order to generate cash flows. The business model determines whether cash flows will result from collecting contractual cash flows, selling the financial assets, or both.

Purchases or sales of financial assets that require delivery of assets within a time frame established by regulation or convention in the market place (regular way trades) are recognised on the trade date, i.e., the date that the Group commits to purchase or sell the asset.

Subsequent Measurement

For purposes of subsequent measurement, financial assets are classified in four categories:

- Financial assets at amortised cost (debt instruments);
- Financial assets at fair value through OCI with recycling of cumulative gains and losses (debt instruments);
- Financial assets designated at fair value through OCI with no recycling of cumulative gains and losses upon derecognition (equity instruments); and
- Financial assets at fair value through profit or loss.

The Group and the Company have no financial assets carried at fair value through OCI, for both debt and equity instruments and financial assets at fair value through profit or loss.

The measurement of financial assets depends on their classification, as described below:

Financial Assets at Amortised Cost ("Debt Instruments")

The Group and the Company measure financial assets at amortised cost if both of the following conditions are met:

- The financial asset is held within a business model with the objective to hold financial assets in order to collect contractual cash flows; and
- The contractual terms of the financial asset give rise on specified dates to cash flows that are solely payments of principal and interest on the principal amount outstanding.

Financial assets at amortised cost are subsequently measured using the effective interest (EIR) method and are subject to impairment. Gains and losses are recognised in profit or loss when the asset is derecognised, modified or impaired.

Notes to the Financial Statements

31 December 2020

2. SIGNIFICANT ACCOUNTING POLICIES (CONT'D)

2.2 Summary of Significant Accounting Policies (Cont'd)

(l) Financial Assets (Cont'd)

Derecognition

A financial asset (or, where applicable, a part of a financial asset or part of a group of similar financial assets) is primarily derecognised (i.e., removed from the Group's consolidated statement of financial position) when:

- The rights to receive cash flows from the asset have expired; or
- The Group and the Company have transferred its rights to receive cash flows from the asset or has assumed an obligation to pay the received cash flows in full without material delay to a third party under a 'pass-through' arrangement; and either (a) the Group and the Company have transferred substantially all the risks and rewards of the asset, or (b) the Group and the Company have neither transferred nor retained substantially all the risks and rewards of the asset, but has transferred control of the asset.

When the Group and the Company have transferred its rights to receive cash flows from an asset or have entered into a pass-through arrangement, they evaluate if, and to what extent, they have retained the risks and rewards of ownership. When they have neither transferred nor retained substantially all of the risks and rewards of the asset, nor transferred control of the asset, the Group and the Company continue to recognise the transferred asset to the extent of its continuing involvement. In that case, the Group and the Company also recognise an associated liability. The transferred asset and the associated liability are measured on a basis that reflects the rights and obligations that the Group and the Company have retained.

Continuing involvement that takes the form of a guarantee over the transferred asset is measured at the lower of the original carrying amount of the asset and the maximum amount of consideration that the Group and the Company could be required to repay.

(m) Impairment of Financial Assets

The Group and the Company recognise an allowance for expected credit losses ("ECLs") for all debt instruments not held at fair value through profit or loss. ECLs are based on the difference between the contractual cash flows due in accordance with the contract and all the cash flows that the Group and the Company expect to receive, discounted at an approximation of the original effective interest rate. The expected cash flows will include cash flows from the sale of collateral held or other credit enhancements that are integral to the contractual terms.

ECLs are recognised in two stages. For credit exposures for which there has not been a significant increase in credit risk since initial recognition, ECLs are provided for credit losses that result from default events that are possible within the next 12-months (a 12-month ECL). For those credit exposures for which there has been a significant increase in credit risk since initial recognition, a loss allowance is required for credit losses expected over the remaining life of the exposure, irrespective of the timing of the default (a lifetime ECL).

For trade receivables, the Group and the Company apply a simplified approach in calculating ECLs. Therefore, the Group and the Company do not track changes in credit risk, but instead recognises a loss allowance based on lifetime ECLs at each reporting date. The Group and the Company have established a provision matrix that is based on its historical credit loss experience. The Group and the Company consider forward-looking factors do not have significant impact to their credit risk given the nature of their industry and the amount of ECLs is insensitive to changes to forecast economic conditions.

The Group and the Company consider a financial asset in default when contractual payments are 120 days past due. However, in certain cases, the Group and the Company may also consider a financial asset to be in default when internal or external information indicates that the Group and the Company are unlikely to receive the outstanding contractual amounts in full before taking into account any credit enhancements held by the Group and the Company. A financial asset is written off when there is no reasonable expectation of recovering the contractual cash flows.

Notes to the Financial Statements

31 December 2020

2. SIGNIFICANT ACCOUNTING POLICIES (CONT'D)

2.2 Summary of Significant Accounting Policies (Cont'd)

(n) Cash and Cash Equivalents

For the purposes of the statements of cash flows, cash and cash equivalents consist of cash in hand, bank balances, demand deposits and short term highly liquid investments with a maturity of three months or less from the date of placement that are readily convertible to known amounts of cash and which are subject to an insignificant risk of changes in value.

(o) Inventories

Inventories are stated at the lower of cost and net realisable value. Costs incurred in bringing the inventories to their present location and condition are accounted for as follows:

- Trading goods: purchase costs on a first-in-first-out basis.
- Finished goods and work-in-progress: costs of direct materials and labour and a proportion of manufacturing overheads based on normal operating capacity. These costs are assigned on a first-in-first-out basis.

Where necessary, allowance is provided for damaged, obsolete and slow moving items to adjust the carrying value of inventories to the lower of cost and net realisable value.

Net realisable value is the estimated selling price in the ordinary course of business, less estimated costs of completion and the estimated costs necessary to make the sale.

(p) Provisions

Provisions are recognised when the Group has a present obligation (legal or constructive) as a result of a past event, it is probable that an outflow of resources embodying economic benefits will be required to settle the obligation and the amount of the obligation can be estimated reliably.

Provisions are reviewed at the end of each reporting period and adjusted to reflect the current best estimate. If it is no longer probable that an outflow of economic resources will be required to settle the obligation, the provision is reversed. If the effect of the time value of money is material, provisions are discounted using a current pre tax rate that reflects, where appropriate, the risks specific to the liability. When discounting is used, the increase in the provision due to the passage of time is recognised as a finance cost.

(q) Financial Liabilities

Initial Recognition and Measurement

Financial liabilities are recognised when, and only when, the Group becomes a party to the contractual provisions of the financial instrument. The Group determines the classification of its financial liabilities at initial recognition.

All financial liabilities are recognised initially at fair value plus in the case of financial liabilities not at fair value through profit or loss, directly attributable transaction costs.

Subsequent Measurement

For purposes of subsequent measurement, financial liabilities are classified in two categories:

- Financial liabilities at fair value through profit or loss; and
- Other financial liabilities.

Notes to the Financial Statements

31 December 2020

2. SIGNIFICANT ACCOUNTING POLICIES (CONT'D)

2.2 Summary of Significant Accounting Policies (Cont'd)

(q) Financial Liabilities (Cont'd)

The measurement of financial liabilities depends on their classification, as described below:

Other Financial Liabilities

After initial recognition, other financial liabilities are subsequently measured at amortised cost using the EIR method. Gains and losses are recognised in profit or loss when the liabilities are derecognised as well as through the EIR amortisation process.

Amortised cost is calculated by taking into account any discount or premium on acquisition and fees or costs that are an integral part of the EIR. The EIR amortisation is included as finance costs in the statement of profit or loss.

Derecognition

A financial liability is derecognised when the obligation under the liability is discharged or cancelled or expires. When an existing financial liability is replaced by another from the same lender on substantially different terms, or the terms of an existing liability are substantially modified, such an exchange or modification is treated as a derecognition of the original liability and the recognition of a new liability, and the difference in the respective carrying amounts is recognised in profit or loss.

Offsetting of Financial Instruments

Financial assets and financial liabilities are offset and the net amount is reported in the consolidated statement of financial position if there is a currently enforceable legal right to offset the recognised amounts and there is an intention to settle on a net basis, to realise the assets and settle the liabilities simultaneously.

(r) Government Grants

Government grants are recognised at their fair value where there is reasonable assurance that the grant will be received and all conditions attached will be met. Government grants are recognised in profit and loss on a systematic basis over the period in which the entity recognises as expenses the related cost for which the grant are intended to compensate. Where the grant relates to an asset, the fair value is recognised as deferred capital grant in the statement of financial position and is amortised to profit or loss over a systematic basis over the expected useful life of the relevant asset.

(s) Employee Benefits

(i) Short Term Benefits

Wages, salaries, bonuses and social security contributions are recognised as an expense in the year in which the associated services are rendered by employees of the Group.

(ii) Defined Contribution Plans

The Group participates in the national pension schemes as defined by the laws of the countries in which it has operations. In particular, the Malaysian companies in the Group make contributions to the Employees Provident Fund in Malaysia, a defined contribution pension scheme. Contributions to defined contribution pension schemes are recognised as an expense in the period in which the related service is performed.

(iii) Defined Benefit Plan

The net defined benefit liability or asset is the aggregate of the present value of the defined benefit obligation (derived using a discount rate based on high quality corporate bonds) at the end of the reporting period reduced by the fair value of plan assets (if any), adjusted for any effect of limiting a net defined benefit asset to the asset ceiling. The asset ceiling is the present value of any economic benefits available in the form of refunds from the plan or reductions in future contributions to the plan.

Notes to the Financial Statements

31 December 2020

2. SIGNIFICANT ACCOUNTING POLICIES (CONT'D)

2.2 Summary of Significant Accounting Policies (Cont'd)

(s) Employee Benefits (Cont'd)

(iii) Defined Benefit Plan (Cont'd)

The cost of providing benefits under the defined benefit plans is determined separately for each plan using the projected unit credit method.

Defined benefit costs comprise the following:

- Service cost;
- Net interest on the net defined benefit liability or asset; and
- Remeasurements of net defined benefit liability or asset.

Service costs which include current service costs, past service costs and gains or losses on non-routine settlements are recognised as expense in profit or loss. Past service costs are recognised when plan amendment or curtailment occurs.

Net interest on the net defined benefit liability or asset is the change during the period in the net defined benefit liability or asset that arises from the passage of time which is determined by applying the discount rate based on high quality corporate bonds to the net defined benefit liability or asset. Net interest on the net defined benefit liability or asset is recognised as expense or income in profit or loss.

Plan assets are assets that are held by a long-term employee benefit fund or qualifying insurance policies. Plan assets are not available to the creditors of the Group, nor can they be paid directly to the Group. Fair value of plan assets is based on market price information. When no market price is available, the fair value of plan assets is estimated by discounting expected future cash flows using a discount rate that reflects both the risk associated with the plan assets and the maturity or expected disposal date of those assets (or, if they have no maturity, the expected period until the settlement of the related obligations).

Remeasurements comprising actuarial gains and losses, return on plan assets and any change in the effect of the asset ceiling (excluding net interest on defined benefit liability) are recognised immediately in other comprehensive income in the period in which they arise. Remeasurements are recognised in retained earnings within equity and are not reclassified to profit or loss in subsequent periods.

(iv) Employee Leave Entitlement

Employee entitlements to annual leave are recognised as a liability when they accrue to the employees. The estimated liability for leave is recognised for services rendered by employees up to the reporting date.

(t) Leases

The Group assesses at contract inception whether a contract is, or contains, a lease. That is, if the contract conveys the right to control the use of an identified asset for a period of time in exchange for consideration.

Finance Lease

Finance leases which transfer to the Group substantially all the risks and rewards incidental to ownership of the leased item, are capitalised at the inception of the lease at the fair value of the leased asset or, if lower, at the present value of the minimum lease payments. Any initial direct costs are also added to the amount capitalised. Lease payments are apportioned between the finance charges and reduction of the lease liability so as to achieve a constant rate of interest on the remaining balance of the liability. Finance charges are charged to profit or loss. Contingent rents, if any, are charged as expenses in the periods in which they are incurred.

Capitalised leased assets are depreciated over the shorter of the estimated useful life of the asset and the lease term, if there is no reasonable certainty that the Group will obtain ownership by the end of the lease term.

Right-of-use assets that meet the definition of investment property in accordance to MFRS 16, are presented in the statement of financial position as investment property.

Notes to the Financial Statements

31 December 2020

2. SIGNIFICANT ACCOUNTING POLICIES (CONT'D)

2.2 Summary of Significant Accounting Policies (Cont'd)

(t) Leases (Cont'd)

Operating Lease

Group as a Lessee

The Group applies a single recognition and measurement approach for all leases, except for short-term leases and leases of low-value assets. The Group recognises lease liabilities to make lease payments and right-of-use assets representing the right to use the underlying assets.

(i) Lease Liabilities

At the commencement date of the lease, the Group recognises lease liabilities measured at the present value of lease payments to be made over the lease term. The lease payments include fixed payments (including in substance fixed payments) less any lease incentives receivable, variable lease payments that depend on an index or a rate, and amounts expected to be paid under residual value guarantees. The lease payments also include the exercise price of a purchase option reasonably certain to be exercised by the Group and payments of penalties for terminating the lease, if the lease term reflects the Group exercising the option to terminate. Variable lease payments that do not depend on an index or a rate are recognised as expenses (unless they are incurred to produce inventories) in the period in which the event or condition that triggers the payment occurs.

In calculating the present value of lease payments, the Group uses its incremental borrowing rate at the lease commencement date because the interest rate implicit in the lease is not readily determinable. After the commencement date, the amount of lease liabilities is increased to reflect the accretion of interest and reduced for the lease payments made. In addition, the carrying amount of lease liabilities is remeasured if there is a modification, a change in the lease term, a change in the lease payments (e.g., changes to future payments resulting from a change in an index or rate used to determine such lease payments) or a change in the assessment of an option to purchase the underlying asset.

(ii) Short-term Leases and Leases of Low-value Assets

The Group applies the short-term lease recognition exemption to its short-term leases of machinery and equipment (i.e., those leases that have a lease term of 12 months or less from the commencement date and do not contain a purchase option). It also applies the lease of low-value assets recognition exemption to leases of office equipment that are considered to be low value. Lease payments on short-term leases and leases of low value assets are recognised as expense on a straight-line basis over the lease term.

Group as a Lessor

Leases in which the Group does not transfer substantially all the risks and rewards incidental to ownership of an asset are classified as operating leases. Rental income arising is accounted for on a straight-line basis over the lease terms and is included in revenue in the statement of profit or loss due to its operating nature. Initial direct costs incurred in negotiating and arranging an operating lease are added to the carrying amount of the leased asset and recognised over the lease term on the same basis as rental income. Contingent rents are recognised as revenue in the period in which they are earned.

Notes to the Financial Statements

31 December 2020

2. SIGNIFICANT ACCOUNTING POLICIES (CONT'D)

2.2 Summary of Significant Accounting Policies (Cont'd)

(u) Revenue

Revenue from Contracts with Customers

Revenue is measured based on the consideration to which the Group and the Company expects to be entitled in exchange for transferring promised goods or services to a customer, excluding amounts collected on behalf of third parties.

Revenue is recognised when the Group and the Company satisfies a performance obligation by transferring a promised good or service to the customer, which is when the customer obtains control of the good or service. A performance obligation may be satisfied at a point in time or over time. The amount of revenue recognised is the amount allocated to the satisfied performance obligation.

(i) Sale of Goods

The Group and the Company is in the business of sales of rotating equipment and spare parts.

Revenue is recognised when the goods are delivered to the customer and all criteria for acceptance have been satisfied. The amount of revenue recognised is based on the estimated transaction price which comprise the contractual price.

Revenue from sale of goods is recognised upon the transfer of significant risk and rewards of ownership of the goods to the customer, usually on delivery of goods. Revenue is not recognised to the extent where there are significant uncertainties regarding recovery of the consideration due, associated costs or the possible return of goods.

(ii) Rendering of Services

The Group and the Company is in the business of maintenance and overhaul service of rotating equipment and spare parts.

Revenue is recognised based when the services are rendered to the customer and all criteria for acceptance have been satisfied. The amount of revenue recognised is based on the estimated transaction price which comprise the contractual price.

(iii) Commission Income

The Group acts as an agent to provide a service of arranging for another party to transfer goods to a customer. The Group recognises a commission fee, being the net amount of consideration that the Group retains after paying the other party the consideration received in exchange for the goods or services to be provided by that party.

Other Revenue

(i) Interest Income

Interest income is recognised using the effective interest method.

(ii) Dividend Income

Dividend income is recognised when the Group's right to receive payment is established.

(iii) Rental Income

Rental income is accounted for on a straight-line basis over the lease terms. The aggregate costs of incentives provided to lessees are recognised as a reduction of rental income over the lease term on a straight-line basis.

Notes to the Financial Statements

31 December 2020

2. SIGNIFICANT ACCOUNTING POLICIES (CONT'D)

2.2 Summary of Significant Accounting Policies (Cont'd)

(u) Revenue (Cont'd)

Contract Balances

(i) Contract Assets

Contract assets primarily relate to the Group's right to consideration for work complete but not yet billed at reporting date for sale of goods and services. Contract assets are transferred to receivables when the rights become unconditional.

(ii) Trade Receivables

A receivable represents the Group's right to an amount of consideration that is unconditional (i.e., only the passage of time is required before payment of the consideration is due) in accordance with the accounting policy set out in Note 2.2(l).

(iii) Contract Liabilities

Contract liabilities primarily relate to the Group's obligation to transfer goods or services to customers for which the Group has received advances received from customers for sale of goods and services.

(v) Taxes

(i) Current Income Tax

Current income tax assets and liabilities for the current and prior periods are measured at the amount expected to be recovered from or paid to the taxation authorities. The tax rates and tax laws used to compute the amount are those that are enacted or substantively enacted at the end of the reporting period, in the countries where the Group operates and generates taxable income.

Current income taxes are recognised in profit or loss except to the extent that the tax relates to items recognised outside profit or loss, either in other comprehensive income or directly in equity. Management periodically evaluates positions taken in the tax returns with respect to situations in which applicable tax regulations are subject to interpretation and establishes provisions where appropriate.

(ii) Deferred Tax

Deferred tax is provided using the liability method on temporary differences at the end of the reporting period between the tax bases of assets and liabilities and their carrying amounts for financial reporting purposes.

Deferred tax liabilities are recognised for all temporary differences, except where the deferred tax liability arises from the initial recognition of an asset or liability in a transaction and, at the time of the transaction, affects neither the accounting profit nor taxable profit or loss.

Deferred tax assets and liabilities are measured at the tax rates that are expected to apply in the year when the asset is realised or the liability is settled, based on tax rates (and tax laws) that have been enacted or substantively enacted at the end of each reporting period.

Deferred tax relating to items recognised outside profit or loss is recognised outside profit or loss. Deferred tax items are recognised in correlation to the underlying transaction either in other comprehensive income or directly in equity and deferred tax arising from a business combination is adjusted against goodwill on acquisition.

Deferred tax assets and deferred tax liabilities are offset, if a legally enforceable right exists to set off current income tax assets against current income tax liabilities and the deferred taxes relate to the same taxable entity and the same taxation authority.

Notes to the Financial Statements

31 December 2020

2. SIGNIFICANT ACCOUNTING POLICIES (CONT'D)

2.2 Summary of Significant Accounting Policies (Cont'd)

(v) Taxes (Cont'd)

(iii) Goods and Services Tax ("GST")

Revenues, expenses and assets in Singapore, Thailand, Philippines and Indonesia are recognised net of the amount of GST except:

- Where the GST incurred on a purchase of assets or services is not recoverable from the taxation authority, in which case, the GST is recognised as part of the cost of acquisition of the asset or as part of the expense item as applicable; and
- When receivables and payables are stated with the amount of GST included.

The net amount of GST recoverable from, or payable to, the taxation authority is included as part of receivables or payables in the statement of financial position.

(iii) Sales and Service Tax ("SST")

When SST is incurred in Malaysia, SST is recognised as part of the expense or cost of acquisition of the asset as SST is not recoverable.

Whereas, revenue is recognised net of the amount of SST billed as it is payable to the taxation authority. SST payable to the taxation authority is included as part of payables in the statements of financial position.

(w) Share Capital and Share Issuance Expenses

An equity instrument is any contract that evidences a residual interest in the assets of the Group and the Company after deducting all of its liabilities. Ordinary shares are equity instruments.

Proceeds from issuance of ordinary shares are recognised as share capital in equity. Incremental costs directly attributable to the issuance of ordinary shares are deducted against share capital.

(x) Segment Reporting

For management purposes, the Group is organised into operating segments based on their products and services which are independently managed by the respective segment managers responsible for the performance of the respective segments under their charge. The segment managers report directly to the management of the Company who regularly review the segment results in order to allocate resources to the segments and to assess the segment performance. Additional disclosures on each of these segments are shown in Note 38, including the factors used to identify the reportable segments and the measurement basis of segment information.

(y) Current Versus Non-current Classification

The Group presents assets and liabilities in statement of financial position based on current/non-current classification. An asset is current when it is:

- Expected to be realised or intended to sold or consumed in normal operating cycle;
- Held primarily for the purpose of trading;
- Expected to be realised within twelve months after the reporting date; or
- Cash or cash equivalent unless restricted from being exchanged or used to settle a liability for at least twelve months after the reporting period.

All other assets are classified as non-current.

Notes to the Financial Statements

31 December 2020

2. SIGNIFICANT ACCOUNTING POLICIES (CONT'D)

2.2 Summary of Significant Accounting Policies (Cont'd)

(y) Current Versus Non-current Classification (Cont'd)

A liability is current when:

- It is expected to be settled in normal operating cycle;
- It is held primarily for the purpose of trading;
- It is due to be settled within twelve months after the reporting period; or
- There is no unconditional right to defer the settlement of the liability for at least twelve months after the reporting period.

The Group classifies all other liabilities as non-current. Deferred tax assets and liabilities are classified as non-current assets and liabilities.

(z) Fair Value Measurement

Fair value is the price that would be received to sell an asset or paid to transfer a liability in an orderly transaction between market participants at the measurement date. The fair value measurement is based on the presumption that the transaction to sell the asset or transfer the liability takes place either:

- (i) In the principal market for the asset or liability; or
- (ii) In the absence of a principal market, in the most advantageous market for the asset or liability.

The principal or the most advantageous market must be accessible to by the Group.

The fair value of an asset or a liability is measured using the assumptions that market participants would use when pricing the asset or liability, assuming that market participants act in their economic best interest.

A fair value measurement of a non-financial asset takes into account a market participant's ability to generate economic benefits by using the asset in its highest and best use or by selling it to another market participant that would use the asset in its highest and best use.

The Group uses valuation techniques that are appropriate in the circumstances and for which sufficient data are available to measure fair value, maximising the use of relevant observable inputs and minimising the use of unobservable inputs.

All assets and liabilities for which fair value is measured or disclosed in the financial statements are categorised within the fair value hierarchy, described as follows, based on the lowest level input that is significant to the fair value measurement as a whole:

- (i) Level 1 - Quoted (unadjusted) market prices in active markets for identical assets or liabilities
- (ii) Level 2 - Valuation techniques for which the lowest level input that is significant to the fair value measurement is directly or indirectly observable
- (iii) Level 3 - Valuation techniques for which the lowest level input that is significant to the fair value measurement is unobservable

For assets and liabilities that are recognised in the financial statements on a recurring basis, the Group determines whether transfers have occurred between Levels in the hierarchy by re-assessing categorisation (based on the lowest level input that is significant to the fair value measurement as a whole) at the end of each reporting period.

Notes to the Financial Statements

31 December 2020

2. SIGNIFICANT ACCOUNTING POLICIES (CONT'D)

2.3 Changes in Accounting Policies

The accounting policies adopted are consistent with those of the previous financial year except for the adoption of new standards and interpretations as follows:

On 1 January 2020, the Group and Company adopted the following new and amended MFRS and interpretation mandatory for annual financial periods beginning on or after 1 January 2020.

Effective for financial periods beginning on or after 1 January 2020

Revised Conceptual Framework for Financial Reporting
 Amendments to MFRS 3: Definition of a Business
 Amendments to MFRS 4: Extension of the Temporary Exemption from Applying MFRS 9
 Amendments to MFRS 7: Interest Rate Benchmark Reform
 Amendments to MFRS 9: Interest Rate Benchmark Reform
 Amendments to MFRS 101: Definition of Material
 Amendments to MFRS 108: Definition of Material
 Amendments to MFRS 139: Interest Rate Benchmark Reform

2.4 Standard Issued but Not Yet Effective

The standards and interpretations that are issued but not yet effective up to the date of issuance of the Group's and of the Company's financial statements are disclosed below. The Group and the Company intend to adopt these standards and interpretations, if applicable when they become effective.

Effective for financial periods beginning on or after 1 June 2020

Amendments to MFRS 16: COVID-19 Related Rent Concessions

Effective for financial periods beginning on or after 1 January 2021

Amendments to MFRS 4: Interest Rate Benchmark Reform - Phase 2
 Amendments to MFRS 7: Interest Rate Benchmark Reform - Phase 2
 Amendments to MFRS 9: Interest Rate Benchmark Reform - Phase 2
 Amendments to MFRS 16: Interest Rate Benchmark Reform - Phase 2
 Amendments to MFRS 139: Interest Rate Benchmark Reform - Phase 2

Effective for financial periods beginning on or after 1 January 2022

Amendments to MFRS 1: Subsidiary as a First-time Adopter (Annual Improvement to MFRSs 2018-2020 Cycle)
 Amendments to MFRS 3: Reference to Conceptual Framework
 Amendments to MFRS 9: Fees in the '10 per cent' Test for Derecognition of Financial Liabilities (Annual Improvement to MFRSs 2018-2020 Cycle)
 Amendments to MFRS 16: Illustrative Example accompanying MFRS 16 Leases (Annual Improvement to MFRSs 2018-2020 Cycle)
 Amendments to MFRS 116: Proceeds before Intended Use
 Amendments to MFRS 137: Onerous Contract - Cost of Fulfilling a Contract
 Amendments to MFRS 141: Taxation in Fair Value Measurements (Annual Improvement to MFRSs 2018-2020 Cycle)

Effective for financial periods beginning on or after 1 January 2023

MFRS 17 Insurance Contracts
 Amendments to MFRS 17: Insurance Contract
 Amendments to MFRS 101: Classification of Liabilities as Current and Non-current

Effective for financial periods to be announced

Amendments to MFRS 10 and MFRS 128: Sale or Contribution of Assets between an Investor and its Associate or Joint Venture)

The Directors expect that the adoption of the above standards and interpretations will have no material impact on the financial statements in the period of initial application.

Notes to the Financial Statements

31 December 2020

2. SIGNIFICANT ACCOUNTING POLICIES (CONT'D)

2.5 Significant Accounting Judgements and Estimates

The preparation of the Group's consolidated financial statements requires management to make judgments, estimates and assumptions that affect the reported amounts of revenues, expenses, assets and liabilities, and the disclosure of contingent liabilities at the end of each reporting period. Uncertainty about these assumptions and estimates could result in outcomes that could require a material adjustment to the carrying amount of the asset or liability affected in the future periods.

(a) Critical Judgements Made in Applying Accounting Policies

There are critical judgements made by management in the process of applying the Group's and the Company's accounting policies which may have significant effect on the amounts recognised in the financial statements as disclosed below:

(i) Property Lease Classification - Group as Lessor

The Group has entered into commercial property leases on its investment property portfolio. The Group has determined, based on an evaluation of the terms and conditions of the arrangements, such as the lease term not constituting a major part of the economic life of the commercial property and the present value of the minimum lease payments not amounting to substantially all of the fair value of the commercial property, that it retains substantially all the risks and rewards incidental to ownership of these properties and accounts for the contracts as operating leases.

(b) Key Sources of Estimation Uncertainty

The key assumptions concerning the future and other key sources of estimation uncertainty at the reporting date, that have a significant risk of causing a material adjustment to the carrying amounts of assets and liabilities within the next financial period as disclosed below:

(i) Provision for Expected Credit Losses of Trade Receivables and Contract Asset

The Group uses a provision matrix to calculate ECLs for trade receivables and contract assets. The provision rates are based on days past due for groupings of various customer segments that have similar loss patterns.

The provision matrix is initially based on the Group's historical observed default rates. The Group will calibrate the matrix to adjust historical credit loss experience with forward-looking information. At every reporting date, historical default rates are updated and changes in the forward-looking estimates are analysed.

The assessment of the correlation between historical observed default rates, forecast economic conditions and ECLs is a significant estimate. The amount of ECLs is sensitive to changes in circumstances and of forecast economic conditions. The Group's historical credit loss experience and forecast of economic conditions may also not be representative of customer's actual default in the future. The information about the ECLs on the Group's trade receivables and contract assets is disclosed in Note 12 and Note 13 respectively.

The carrying amount of trade receivables and contract assets as at 31 December 2020 are RM9,832,726 and RM345,672 respectively (31 December 2019: RM16,787,108 and RM1,876,791).

Notes to the Financial Statements

31 December 2020

3. PROPERTY, PLANT AND EQUIPMENT

Group	At 31 December 2020										Total RM	
	Land Improvement RM	Conditioner RM	Air RM	Computers RM	Furniture and Fittings RM	Motor Vehicles RM	Office Equipment RM	Instruments RM	Plant, Machinery and Renovation RM	Renovation RM		
Cost												
At 1 January 2020	59,849	119,382	471,713	760,656	1,119,910	459,511	5,837,553	2,950,758	11,779,332			
Additions	-	7,466	113,795	35,586	172,016	44,151	152,511	72,433	597,958			
Disposals	-	-	-	-	-	(61,889)	-	-	(61,889)			
Write-offs	(61,942)	-	-	-	-	-	-	-	(61,942)			
Exchange differences	2,093	(159)	(4,350)	(5,417)	(7,181)	(3,856)	(21,821)	(6,283)	(46,974)			
At 31 December 2020	-	126,689	581,158	790,825	1,284,745	437,917	5,968,243	3,016,908	12,206,485			
Accumulated Depreciation												
At 1 January 2020	56,807	99,501	442,671	631,776	929,296	384,026	4,560,940	2,091,000	9,196,017			
Depreciation charge for the year	3,196	19,400	28,590	94,821	106,240	41,943	572,767	456,922	1,323,879			
Disposals	-	-	-	-	-	(61,889)	-	-	(61,889)			
Write-offs	(61,942)	-	-	-	-	-	-	-	(61,942)			
Exchange differences	1,939	(183)	(3,720)	(5,406)	(3,830)	(3,106)	(22,470)	(7,193)	(43,969)			
At 31 December 2020	-	118,718	467,541	721,191	1,031,706	360,974	5,111,237	2,540,729	10,352,096			
Net Carrying Amount	-	7,971	113,617	69,634	253,039	76,943	857,006	476,179	1,854,389			

Notes to the Financial Statements

31 December 2020

3. PROPERTY, PLANT AND EQUIPMENT (CONT'D)

Group	Leasehold Buildings RM	Land Improvement RM	Air Conditioner RM	Computers RM	Furniture and Fittings RM		Motor Vehicles RM	Office Equipment RM	Plant, Machinery and Renovation RM		Total RM
					RM	RM			RM	RM	
At 31 December 2019											
Cost	3,529,184	58,359	119,129	453,775	740,393	1,095,883	438,774	5,656,459	2,892,767	14,984,723	
Reclassification to investment property (Note 4)	(3,529,184)	-	-	-	-	-	-	-	-	(3,529,184)	
Additions	-	-	-	15,626	5,464	-	10,322	103,768	49,194	184,374	
Disposals	-	-	-	(8,062)	-	-	(1,011)	-	-	(9,073)	
Exchange differences	-	1,490	253	10,374	14,799	24,027	11,426	77,326	8,797	148,492	
At 31 December 2019	-	59,849	119,382	471,713	760,656	1,119,910	459,511	5,837,553	2,950,758	11,779,332	
Accumulated Depreciation											
At 1 January 2019	1,114,477	52,424	80,584	418,733	526,233	838,690	326,930	3,829,054	1,635,202	8,822,327	
Reclassification to investment property (Note 4)	(1,114,477)	-	-	-	-	-	-	-	-	(1,114,477)	
Depreciation charge for the year	-	3,026	18,737	22,157	91,284	77,377	48,740	667,346	449,623	1,378,290	
Disposals	-	-	-	(8,056)	-	-	(387)	-	-	(8,443)	
Exchange differences	-	1,357	180	9,837	14,259	13,229	8,743	64,540	6,175	118,320	
At 31 December 2019	-	56,807	99,501	442,671	631,776	929,296	384,026	4,560,940	2,091,000	9,196,017	
Net Carrying Amount	-	3,042	19,881	29,042	128,880	190,614	75,485	1,276,613	859,758	2,583,315	

Notes to the Financial Statements

31 December 2020

3. PROPERTY, PLANT AND EQUIPMENT (CONT'D)

Company

	Computer RM	Office Equipment RM	Total RM
At 31 December 2020			
Cost			
At 1 January 2020/31 December 2020	6,146	2,700	8,846
Accumulated Depreciation			
At 1 January 2020	5,930	2,430	8,360
Depreciation charge for the year	216	270	486
At 31 December 2020	6,146	2,700	8,846
Net Carrying Amount	-	-	-
At 31 December 2019			
Cost			
At 1 January 2019/31 December 2019	6,146	2,700	8,846
Accumulated Depreciation			
At 1 January 2019	5,280	2,160	7,440
Depreciation charge for the year	650	270	920
At 31 December 2019	5,930	2,430	8,360
Net Carrying Amount	216	270	486

During the financial year, the Group acquired property, plant and equipment with an aggregate cost of RM597,958 (2019: RM184,374) by way of cash.

In previous financial year, a leasehold building with carrying value of RM2,414,707 was reclassified to investment property (Note 4) pursuant to a long-term lease agreement entered with a third party. The Group's lease commitment as a lessor with the third party is disclosed in Note 34.

The carrying amount of property, plant and equipment held under finance lease arrangement at the reporting date are as follows:

	Group	
	2020	2019
Office equipment	3,501	7,574

Notes to the Financial Statements

31 December 2020

4. INVESTMENT PROPERTIES

	Group	
	2020 RM	2019 RM
Leasehold Land and Building		
Cost		
At 1 January	10,147,669	2,234,101
Reclassification from property, plant and equipment (Note 3)	-	3,529,184
Reclassification from land use rights (Note 5)	-	4,305,613
Exchange differences	(80,013)	78,771
At 31 December	10,067,656	10,147,669
Accumulated Depreciation		
At 1 January	3,571,095	812,756
Reclassification from property, plant and equipment (Note 3)	-	1,114,477
Reclassification from land use rights (Note 5)	-	1,359,665
Depreciation charge for the year	253,879	255,356
Exchange differences	(34,172)	28,841
At 31 December	3,790,802	3,571,095
Net Carrying Amount	6,276,854	6,576,574
Fair value as at 31 December	15,884,425	16,491,846

Right-of-use assets that meet the definition of investment property in accordance to MFRS 16, are presented in the statement of financial position as investment property.

In previous financial year, a leasehold building and land use rights with carrying value of RM2,414,707 and RM2,945,948 were reclassified from property, plant and equipment (Note 3) and land use rights (Note 5) respectively pursuant to a long-term lease agreement entered with a third party. The Group's lease commitment as a lessor with the third party is disclosed in Note 34.

The investment property as at 31 December 2020 and 31 December 2019 was valued by independent professional valuers firm based on comparable approaches.

- (a) The Group has land use rights and buildings with carrying amount of RM1,189,898 (2019: RM1,347,659) represent land lease over two plots of state-owned land in the Republic of Indonesia. The land use rights are transferable and have a remaining tenure of 11 years (2019: 12 years) and 7 years (2019: 8 years) respectively.

The Group also has land use rights and buildings with carrying amount of RM5,086,956 (2019: RM5,228,915) represent land lease over one plot of state-owned land in the Republic of Singapore. The land use rights are transferable and have a remaining tenure of 38 years (2019: 39 years).

- (b) Investment properties pledged as security

The investment properties of the Group with carrying amount of RM5,086,956 (2019: RM5,228,915) are pledged to secure the Group's trade banking facilities for letter of credit which were not utilised at the reporting date.

Notes to the Financial Statements

31 December 2020

5. LAND USE RIGHTS

	Group	
	2020 RM	2019 RM
Cost		
At 1 January	-	4,305,613
Reclassification to investment properties (Note 4)	-	(4,305,613)
At 31 December	-	-
Accumulated Amortisation		
At 1 January	-	1,359,665
Reclassification to investment properties (Note 4)	-	(1,359,665)
Amortisation for the financial year	-	-
At 31 December	-	-
Net Carrying Amount	-	-

6. INVESTMENT IN SUBSIDIARIES

	Company	
	2020 RM	2019 RM
Unquoted shares outside Malaysia, at cost	44,628,995	44,628,995

(a) Details of the subsidiaries are as follows:

Name of Subsidiaries	Country of Incorporation	Principal Activities	Proportion of Ownership Interest held by Group		Proportion of Ownership Interest held by Non-controlling Interests	
			2020 (%)	2019 (%)	2020 (%)	2019 (%)
Held by the Company						
Turbo-Mech Asia Pte. Ltd. ⁽¹⁾	Singapore	Sales of rotating equipment and spare parts and provision of maintenance and overhaul services	100	100	-	-
Held through Turbo-Mech Asia Pte. Ltd.:						
Scallop (S) Pte. Ltd. ⁽¹⁾	Singapore	Dormant	75	75	25	25
Rotodyne Phils. Inc. ⁽¹⁾	Philippines	Sales of rotating equipment and spare parts and provision of maintenance and overhaul services	100	100	-	-
PT Turbo-Mech Indonesia ⁽²⁾⁽³⁾	Indonesia	Sales of rotating equipment and spare parts	100	100	-	-
Turbo-Mech (Thailand) Co. Ltd. ⁽²⁾	Thailand	Sales of rotating equipment and spare parts	99.8	99.8	0.2 ⁽⁴⁾	0.2

⁽¹⁾ Audited by member firms of Ernst & Young Global in the respective countries

⁽²⁾ Audited by firms of auditors other than Ernst & Young

⁽³⁾ 0.58% (2019: 0.58%) of the Group's investment in PT Turbo-Mech Indonesia is registered in the name of a Director, held in trust for the Group

⁽⁴⁾ 0.1% (2019: 0.1%) is owned by a Director, Gan Kok Ten.

Notes to the Financial Statements

31 December 2020

7. INVESTMENT IN ASSOCIATES

	Group		Company	
	2020 RM	2019 RM	2020 RM	2019 RM
Unquoted equity shares, at cost	8,765,513	8,765,513	8,639,755	8,639,755
Share of post-acquisition profits				
As at 1 January	9,101,404	9,178,382	-	-
Share of results of associates	1,219,956	1,331,323	-	-
Less: Dividend declared	(1,436,500)	(1,402,500)	-	-
Exchange currency translation differences	(139)	(5,801)	-	-
As at 31 December	8,884,721	9,101,404	-	-
	17,650,234	17,866,917	8,639,755	8,639,755

(a) Details of the associates are as follows:

Name of Associates	Country of Incorporation	Principal Activities	Proportion of Ownership Interest		Accounting Model Applied	Financial Year End
			2020 (%)	2019 (%)		
Bayu Purnama Sdn. Bhd. ⁽¹⁾	Malaysia	Sales of rotating equipment and spare parts and provision of maintenance and overhaul services	42.5	42.5	Equity method	31 December
Held through Bayu Purnama Sdn. Bhd.						
Bayu Manufacturing Sdn. Bhd. ⁽¹⁾	Malaysia	Manufacturing of skid mounted pumps sets, chemical injection packages and other related equipment for oil and gas industry	100	100	Equity method	31 December
Held through Turbo-Mech Asia Pte. Ltd.:						
Rotodyne Sendirian Berhad ⁽²⁾	Negara Brunei Darussalam	Sales of rotating equipment and spare parts	30	30	Equity method	31 December

⁽¹⁾ Audited by Ernst & Young PLT, Malaysia

⁽²⁾ Audited by member firms of Ernst & Young Global in the respective countries

(b) Summarised financial information in respect of each of the Group's material associates is set out below.

(i) Summarised statements of financial position

Bayu Purnama Sdn. Bhd.

	2020 RM	2019 RM
Non-current assets	3,213,860	2,984,264
Current assets	46,659,893	46,447,435
Total assets	49,873,753	49,431,699
Non-current liabilities	1,328,851	1,378,022
Current liabilities	6,648,867	5,768,904
Net assets	41,896,035	42,284,773

Notes to the Financial Statements

31 December 2020

7. INVESTMENT IN ASSOCIATES (CONT'D)

(b) Summarised financial information in respect of each of the Group's material associates is set out below. (Cont'd)

(ii) Summarised statements of comprehensive income

	2020 RM	2019 RM
Revenue	26,972,602	32,242,951
Profit before tax from continuing operations	4,418,940	4,366,593
Profit for the year from continuing operations	2,981,515	3,146,198
Other comprehensive income	-	-
Total comprehensive income	2,981,515	3,146,198
Dividend receivable from the associate during the year	1,436,500	1,402,500

(iii) Reconciliation of the summarised financial information presented above to the carrying amount of the Group's interest in its material associates

	2020 RM	2019 RM
Net assets at 1 January	42,284,773	42,438,575
Profit for the year	2,981,515	3,146,198
Other comprehensive income	-	-
Less: Dividend paid	(3,380,000)	(3,300,000)
Net assets at 31 December	41,886,288	42,284,773
Interest in associates	42.5%	42.5%
Carrying value of Group's interest in associate	17,801,672	17,971,029

(c) Aggregate information of associate that is not individually material

	2020 RM	2019 RM
The Group's share of loss before tax from continuing operations	(126,100)	(31,007)
The Group's share of loss after tax from continuing operations	(126,100)	(31,007)
The Group's share of other comprehensive income	-	-
The Group's share of total comprehensive loss	(126,100)	(31,007)

(d) The associates had no contingent liabilities or capital commitments as at 31 December 2020 and 31 December 2019.

8. INVESTMENT IN JOINT VENTURE

	Group	
	2020 RM	2019 RM
Unquoted shares, at cost	155,080	155,080
Share of post-acquisition profit		
As at 1 January	199,776	284,892
Share of results of joint ventures	19,360	96,231
Less: Dividend declared	(121,889)	(182,262)
Exchange currency translation differences	12	915
As at 31 December	97,259	199,776
	252,339	354,856

Notes to the Financial Statements

31 December 2020

8. INVESTMENT IN JOINT VENTURES (CONT'D)

(a) Details of the joint venture are as follows:

Name of Joint Venture	Country of Incorporation	Principal Activities	Proportion of Ownership Interest held by Group		Proportion of Ownership Interest held by Joint Venture Party	
			2020	2019	2020	2019
			(%)	(%)	(%)	(%)
Held through Turbo-Mech Asia Pte. Ltd.:						
TM-Elflow Pte. Ltd. ⁽¹⁾	Singapore	Sales of air-cooled heat exchangers and products and services	50	50	50	50

The financial year end of the joint venture is at 31 December.

⁽¹⁾ Audited by member firms of Ernst & Young Global in the respective countries

(b) Summarised financial information in respect of each of the Group's joint venture is set out below.

(i) Summarised statements of financial position

	2020 RM	2019 RM
Non-current assets	114,565	176,016
Current assets	414,757	563,558
Total assets	529,322	739,574
Current liabilities	(24,607)	(29,825)
Irredeemable, non-convertible preference shares	(37)	(37)
Net assets	504,678	709,712

(ii) Summarised statements of comprehensive income

	2020 RM	2019 RM
Revenue	196,597	358,582
Income before tax from continuing operations	42,748	220,094
Income after tax from continuing operations	38,720	192,462
Other comprehensive gain	24	1,830
Total comprehensive income	38,744	194,292
Dividend received from the joint venture during the year	121,889	182,262

(iii) Reconciliation of the summarised financial information presented above to the carrying amount of the Group's interest in its joint venture

	2020 RM	2019 RM
Net assets at beginning of the year	709,712	879,944
Irredeemable, non-convertible preference shares		
Income for the year	38,720	192,462
Exchange currency translation differences	24	1,830
Less: Dividend paid	(243,778)	(364,524)
Net assets at 31 December	504,678	709,712
Interest in joint venture	50.0%	50.0%
Carrying value of Group's interest in joint venture	252,339	354,856

The joint venture had no contingent liabilities or capital commitments as at 31 December 2020 and 31 December 2019.

Notes to the Financial Statements

31 December 2020

9. OTHER NON-CURRENT ASSETS

	Group	
	2020 RM	2019 RM
Club memberships, at cost	61,441	61,441
Less: Impairment of club memberships	(23,042)	(23,042)
Less: Amortisation of club memberships	(30,720)	(23,040)
Net book value of club memberships	7,679	15,359
Unquoted investment, at cost	12	12
	7,691	15,371

The non-current assets are stated at costs, less impairment and amortisation which approximate their market values.

10. DEFERRED TAX (ASSETS)/LIABILITIES

	Group	
	2020 RM	2019 RM
At 1 January	171,906	78,391
Recognised in the statements of income	(223,234)	93,315
Exchange currency translation differences	1,153	200
At 31 December	(50,175)	171,906

Presented after offsetting as follows:

Deferred tax assets	(708,582)	(436,422)
Deferred tax liabilities	658,407	608,328
	(50,175)	171,906

The components and movements of deferred tax liabilities and assets during the financial year prior to offsetting are as follows:

Deferred Tax Liabilities of the Group:

	Right-of-use Assets RM	Property, Plant and Equipment RM	Total RM
At 1 January 2019	-	78,391	78,391
Recognised in the statements of income	429,422	99,808	529,230
Exchange currency translation differences	500	207	707
At 31 December 2019	429,922	178,406	608,328
Recognised in the statements of income	44,258	6,446	50,704
Exchange currency translation differences	(374)	(251)	(625)
At 31 December 2020	405,558	192,761	658,407

Notes to the Financial Statements

31 December 2020

10. DEFERRED TAX (ASSETS)/LIABILITIES (CONT'D)

Deferred Tax Assets of the Group:

	Lease Liability RM	Other Deductible Temporary Differences RM	Total RM
At 1 January 2019	-	-	-
Recognised in the statements of income	(435,915)	-	(435,915)
Exchange currency translation differences	(507)	-	(507)
At 31 December 2019	(436,422)	-	(436,422)
Recognised in the statements of income	(42,020)	(231,918)	(273,938)
Exchange currency translation differences	913	865	1,778
At 31 December 2020	(417,953)	(231,053)	(708,582)

Deferred tax assets have not been recognised in respect of the following items:

	Group 2020 RM	2019 RM
<u>Foreign</u>		
Unrecognised temporary differences	466,873	360,356
Unutilised business losses	96,326	96,326
	563,199	456,682
Potential foreign deferred tax benefits at 17% and 30% (2019: 17% and 30%)	156,437	124,482

Deferred tax assets have not been recognised in respect of the above items as it is uncertain that taxable profit will be available against which the deductible temporary differences can be utilised. The use of these tax losses are subject to agreement of tax authorities and compliance with certain provisions of the tax legislation of the respective countries in which the companies operate.

Unrecognised taxable temporary differences relating to investment in subsidiaries

At the end of the reporting period, no deferred tax liability (2019: Nil) has been recognised for taxes that would be payable on the undistributed earnings of certain of the Group's subsidiaries as the Group has determined that undistributed earnings of its subsidiaries will not be distributed in the foreseeable future. Such temporary differences for which no deferred tax liability has been recognised aggregate to RM1,251,000 (2019: RM1,095,000).

11. INVENTORIES

	Group 2020 RM	2019 RM
Trading goods	13,601,155	3,081,004
Goods in transit	985,599	474,932
Total inventories at the lower of cost and net realisable value	14,586,754	3,555,936

(a) During the financial year, the amount of inventories recognised as an expense in cost of sales of the Group was RM30,669,473 (2019: RM31,464,025).

(b) Inventories amounting to RM47,407 (2019: RM59,580) were written off within other operating expenses in profit and loss.

Notes to the Financial Statements

31 December 2020

12. TRADE AND OTHER RECEIVABLES

	Group		Company	
	2020	2019	2020	2019
Trade Receivables				
Third parties	9,943,285	16,125,709	-	-
Amount due from associates	1,335	820,215	-	-
	9,944,620	16,945,924	-	-
Less: Allowance for expected credit loss	(111,894)	(158,816)	-	-
	9,832,726	16,787,108	-	-
Other Receivables				
Amount due from related company	-	35,440	-	-
Staff advances	19,123	-	-	-
Refundable deposits	192,320	199,911	7,605	7,605
Interest receivables	78,216	143,052	-	-
Advance to suppliers	1,053,569	2,392,206	-	-
Net GST receivables	-	5,955	-	-
Other receivables	225,353	168,834	-	-
	1,568,581	2,945,398	7,605	7,605
Total trade and other receivables	11,401,307	19,732,506	7,605	7,605
Add: Dividend receivables	1,436,500	1,402,500	2,899,156	1,402,500
Add: Cash and bank balances	47,522,613	45,154,332	543,647	401,990
Total financial assets carried at amortised cost	60,360,420	66,289,338	3,450,408	1,812,095

(a) Trade Receivables

Trade receivables are non-interest bearing and are generally on 30 to 120 days (2019: 30 to 120 days) terms. They are recognised at their original invoice amounts which represent their fair values on initial recognition.

Trade and other receivables are denominated in the following currencies:

	Group		Company	
	2020 RM	2019 RM	2020 RM	2019 RM
Ringgit Malaysia	7,605	7,605	7,605	7,605
Singapore Dollars	3,198,072	3,901,399	-	-
United States Dollars	3,101,856	8,320,140	-	-
Japanese Yen	-	118,071	-	-
Philippines Peso	591,809	212,472	-	-
Indonesian Rupiah	2,872,613	3,703,610	-	-
Thailand Baht	182,177	2,264,449	-	-
Euro	1,447,175	1,204,760	-	-
	11,401,307	19,732,506	7,605	7,605

Notes to the Financial Statements

31 December 2020

12. TRADE AND OTHER RECEIVABLES (CONT'D)

(a) Trade Receivables (Cont'd)

Ageing analysis of trade receivables

The ageing analysis of the Group's trade receivables is as follows:

	Gross Carrying Amount RM	Expected Credit Loss RM	Total RM
At 31 December 2020			
Current	4,607,187	-	4,607,187
1 to 30 days past due	3,008,891	(18,722)	2,990,169
31 to 60 days past due	1,334,634	(2,314)	1,332,320
60 to 90 days past due	29,327	(225)	29,102
More than 91 days past due	964,581	(90,633)	873,948
	9,944,620	(111,894)	9,832,726
At 31 December 2019			
Current	13,773,411	-	13,773,411
1 to 30 days past due	1,872,986	(16,111)	1,856,875
31 to 60 days past due	310,662	(2,681)	307,981
60 to 90 days past due	67,255	(580)	66,675
More than 91 days past due	921,610	(139,444)	782,166
	16,945,924	(158,816)	16,787,108

Receivables that are neither past due nor impaired

Trade receivables that are not impaired are creditworthy debtors with good payment records with the Group. None of the Group's trade receivables have been renegotiated during the financial year.

As at reporting date, the Group has a significant concentration of credit risk in the form of outstanding balances due from 6 (2019: 6) debtors represent 79% (2019: 85%) of total trade receivables.

Expected Credit Losses

The movement in allowance for expected credit losses of trade receivables computed based on lifetime ECL are as follows:

	Group	
	2020 RM	2019 RM
Movement in expected credit loss allowance accounts		
As at 1 January	158,816	362,604
Charge for the financial year (Note 30)	23,625	72,014
Written off	(70,285)	(281,441)
Exchange currency translation differences	(262)	5,639
As at 31 December	111,894	158,816

(b) Amounts due from An Associate and Related Companies

The amounts due from an associate and related companies are unsecured, non-interest bearing and receivable on demand.

Notes to the Financial Statements

31 December 2020

13. CONTRACT ASSET

	Group	
	2020 RM	2019 RM
Contract assets	345,672	1,876,791

Contract assets primarily relate to the Group's right to consideration for work complete including attributable profits but not yet billed at reporting date for sale of goods and services. Contract assets are transferred to receivables when the rights become unconditional.

Contract assets relate to revenue earned from ongoing project services. As such, the balance of this account vary and depend on the number of ongoing project services at the end of the financial year.

Movement in contract assets are explained as follows:

	Group	
	2020 RM	2019 RM
As at 1 January	1,876,791	1,957,812
Unbilled portion for revenue earned	7,331,030	6,711,045
Reversal of expected credit loss	-	9,495
Contract asset reclassified to trade receivables	(8,862,149)	(6,801,561)
As at 31 December	345,672	1,876,791

Contract assets are denominated in the following currencies:

	Group	
	2020 RM	2019 RM
Singapore Dollars	345,672	1,876,791

Expected Credit Losses

The movement in allowance for expected credit losses of contract assets computed based on lifetime ECL are as follows:

	Group	
	2020 RM	2019 RM
Movement in expected credit loss allowance accounts		
As at 1 January	-	9,495
Reversal for the financial year (Note 30)	-	(9,495)
As at 31 December	-	-

The transaction price allocated to the remaining performance obligations (unsatisfied or partially unsatisfied) as at 31 December are, as follows:

	Group	
	2020 RM	2019 RM
Within one year	284,731	3,014,262

Notes to the Financial Statements

31 December 2020

14. CASH AND BANK BALANCES AND CASH AND CASH EQUIVALENTS

	Group		Company	
	2020 RM	2019 RM	2020 RM	2019 RM
Cash at banks and in hand	24,282,437	17,676,034	543,647	401,990
Fixed deposits with licensed banks	23,240,176	27,478,298	-	-
Cash and bank balances	47,522,613	45,154,332	543,647	401,990
Less: Fixed deposits with licensed bank with maturity periods more than 3 months	(10,179,149)	(13,278,839)	-	-
Cash and cash equivalents	37,343,464	31,875,493	543,647	401,990

Cash at banks earns interest at floating rates based on daily bank deposit rates. Short-term deposits with licensed bank are made for varying periods of between one day and one year (2019: one day and one year) depending on the immediate cash requirements of the Group and of the Company. The Group deposits with licensed bank earns interest ranging from 0.2% to 2.4% (2019: 0.25% to 1.79%) during the year.

The weighted average effective rates of deposits with licensed bank of the Group were 0.54% (2019: 1.44%) per annum.

The weighted average maturities of deposits with licensed bank of the Group were 136 (2019: 130) days.

Fixed deposits with licensed banks of the Group amounting to RM7,898,934 (2019: RM15,814,045) are pledged to secure the Group's banking facilities for letter of credit and bank guarantee.

As at the reporting date, the Group have not utilised any of the above banking facilities.

Cash and bank balances are denominated in the following currencies:

	Group		Company	
	2020 RM	2019 RM	2020 RM	2019 RM
Ringgit Malaysia	543,647	401,990	543,647	401,990
Singapore Dollars	21,510,368	18,973,020	-	-
United States Dollars	7,610,688	9,958,770	-	-
Japanese Yen	2,971,067	2,588,095	-	-
Philippines Peso	215,365	159,958	-	-
Indonesian Rupiah	2,868,697	2,844,916	-	-
Euro Dollars	776,364	504,644	-	-
Thailand Baht	10,959,427	9,678,493	-	-
Others	66,990	44,446	-	-
	47,522,613	45,154,332	543,647	401,990

15. SHARE CAPITAL

	Number of Ordinary Shares		Amount	
	2020	2019	2020 RM	2019 RM
Issued and fully paid:				
At 1 January / 31 December	108,000,000	108,000,000	54,000,000	54,000,000

The holders of ordinary shares are entitled to receive dividends as and when declared by the Company. All ordinary shares carry one vote per share without restrictions and rank equally with regard to the Company's residual assets.

Notes to the Financial Statements

31 December 2020

16. RETAINED EARNINGS AND RESERVES

(a) Retained Earnings

The Company may distribute dividends out of its entire retained earnings as at 31 December 2020 and 31 December 2019 under the single tier system.

(b) Capital Reserve

This reserve arose from a subsidiary's bonus issue by way of capitalisation of its retained earnings.

(c) Retirement Benefit Obligation Reserve

The reserve arose from remeasurement of the net defined benefit liability arising from actuarial gains and losses from increases or decreases in the present value of the defined benefit obligation.

(d) Statutory Reserve

The statutory reserve relates to the appropriation of reserves from the net profits of a subsidiary company established in Thailand. In accordance with the Thailand local laws, before dividends for a particular year are declared, companies are required to appropriate 5% of their profit before taxation reported in the statutory accounts for that year to a statutory reserve. The maximum balance of the reserve is capped at 10% of the registered capital. This reserve can only be distributed to the shareholders upon liquidation of the company or utilised in the event of a reduction in share capital.

17. FOREIGN CURRENCY TRANSLATION RESERVE

The foreign currency translation reserve represents exchange differences arising from the translation of the financial statements of foreign operations whose functional currencies are different from that of the Group's presentation currency.

18. TRADE AND OTHER PAYABLES

	Group		Company	
	2020 RM	2019 RM	2020 RM	2019 RM
Trade Payables				
Third parties	3,453,618	4,289,043	-	-
Other Payables				
Amount due to a joint venture	188,769	317,974	-	-
Accruals	2,921,453	2,938,517	222,598	219,265
Net GST payables	46,792	1,013	-	-
Other payables	594,554	490,263	-	-
	<u>3,751,568</u>	<u>3,747,767</u>	<u>222,598</u>	<u>219,265</u>
Total trade and other payables	7,205,186	8,036,810	222,598	219,265
Add: Loans and borrowings (Note 20)	3,947	23,004	-	-
Retirement benefit obligation (Note 21)	363,569	272,130	-	-
Lease liability (Note 22)	2,657,131	2,564,203	-	-
Less: Net GST payables	(46,792)	(1,013)	-	-
Total financial liabilities carried at amortised cost	<u>10,183,041</u>	<u>10,895,134</u>	<u>222,598</u>	<u>219,265</u>

Notes to the Financial Statements

31 December 2020

18. TRADE AND OTHER PAYABLES (CONT'D)

(a) Trade Payables

These amounts are non-interest bearing. Trade payables are normally settled on 30 to 60 days (2019: 30 to 60 days) terms.

Trade and other payables are denominated in the following currencies:

	Group		Company	
	2020 RM	2019 RM	2020 RM	2019 RM
Ringgit Malaysia	222,598	219,266	222,598	219,265
Singapore Dollars	2,462,656	2,261,209	-	-
United States Dollars	3,135,426	2,926,035	-	-
Japanese Yen	521,807	231,729	-	-
Philippines Peso	140,291	105,153	-	-
Indonesian Rupiah	212,927	181,877	-	-
Thailand Baht	95,553	159,526	-	-
Euro Dollars	413,928	1,952,015	-	-
	<u>7,205,186</u>	<u>8,036,810</u>	<u>222,598</u>	<u>219,265</u>

(b) Other Payables

These amounts are non-interest bearing. Other payables are normally settled on an average term of 90 days (2019: 90 days).

(c) Amount due to A Joint Venture

The amount due to a joint venture are unsecured, non-interest bearing and are repayable on demand.

19. CONTRACT LIABILITIES

	Group	
	2020 RM	2019 RM
Contract liabilities	<u>475,117</u>	<u>3,081,717</u>

Contract liabilities primarily relate to the Group's obligation to transfer goods or services to customers for which the Group has received advances from customers for sale of goods and services.

Contract liabilities are recognised as revenue as the Group performs under the contract.

Movement in contract liabilities are explained as follows:

	Group	
	2020 RM	2019 RM
As at 1 January	3,081,717	261,045
Advances received from customers	1,912,632	4,550,776
Recognised as revenue during the year	(4,519,232)	(1,730,104)
As at 31 December	<u>475,117</u>	<u>3,081,717</u>

Notes to the Financial Statements

31 December 2020

19. CONTRACT LIABILITIES (CONT'D)

Contract liabilities are denominated in the following currencies:

	Group	
	2020 RM	2019 RM
Singapore Dollars	475,117	3,081,717

The remaining performance obligations expected to be recognised (unsatisfied or partially unsatisfied) as at 31 December are, as follows:

	Group	
	2020 RM	2019 RM
Within one year	475,117	3,081,717

20. LOANS AND BORROWINGS

	Maturity	Group	
		2020 RM	2019 RM
Current			
Secured:			
Obligations under finance lease	2021	3,947	18,857
Non-current			
Secured:			
Obligations under finance lease	2022	-	4,147
Total		3,947	23,004

Obligations under finance lease

The Company has finance lease for certain of its office equipment (Note 3). This lease does not have terms of renewal, but have purchase options at nominal values at the end of the lease term.

Future minimum lease payments under finance lease together with the present value of the net minimum lease payments are as follows:

	2020 RM	2019 RM
Future minimum lease payments:		
On demand or within one (1) year	4,031	19,656
More than one (1) year and less than two (2) years	-	4,034
Total minimum future lease payments	4,031	23,690
Less: Future finance charges	(84)	(686)
Present value of finance lease liabilities	3,947	23,004
Analysis of present value of finance lease liabilities:		
On demand or within one (1) year	3,947	18,857
More than one (1) year and less than two (2) years	-	4,147
Less: Amount due within 12 months	(3,947)	(18,857)
Amount due after 12 months	-	4,147

The finance lease bears interest at the reporting date ranging from 5.69% to 12.68% (2019: 5.69% to 12.68%) per annum.

Notes to the Financial Statements

31 December 2020

21. RETIREMENT BENEFIT OBLIGATION

	Group	
	2020 RM	2019 RM
Defined benefit obligations	363,569	272,130

Defined benefit plans

The Group operates a defined benefit plans covering all regular full-time employees in a subsidiary, Rotodyne Phil. Inc. It is unfunded but accrues the estimated cost of post-employment benefits, actuarially determined.

The amount included in the Group's statement of financial position arising from the Group's obligations in respect of its defined benefit plans is as follows:

	Group	
	2020 RM	2019 RM
Present value of defined benefit obligations representing net defined benefit liabilities	363,569	272,130

Changes in present value of the defined benefit obligations are as follows:

	Group	
	2020 RM	2019 RM
At 1 January	237,612	212,944
Benefit paid	-	(29,181)
Current service costs	24,590	21,847
Past service costs	-	7,811
Interest costs	13,296	13,195
Amount recognised in statement of income	37,886	42,853
Exchange differences	2,475	10,996
At 31 December	277,973	237,612
Remeasurement loss/(gain) on defined benefit plans		
At 1 January	34,518	(12,584)
Actuarial loss/(gain) arising from:		
- changes in financial assumptions	43,290	25,516
- changes in demographic assumptions	-	-
- experience adjustments	7,788	21,586
Amount recognised in statement of comprehensive income	51,078	47,102
At 31 December	85,596	34,518
Net Carrying Amount	363,569	272,130
Analysed as:		
Current	-	-
Non-current		
Later than one (1) year but not later than two (2) years	17,134	-
Later than two (2) years but not later than five (5) years	-	5,882
Later than five (5) years	346,435	266,248
	363,569	272,130
	363,569	272,130

Notes to the Financial Statements

31 December 2020

21. RETIREMENT BENEFIT OBLIGATION (CONT'D)

The cost of defined benefit plans as well as the present value of the pension obligation are determined using actuarial valuations. The actuarial valuation involves making various assumptions. The principal assumptions used in determining the obligations for the defined benefit plans are shown below:

	Group	
	2020	2019
Discount rates	1.65%-6.07%	2.92%-6.12%
Expected rate of future salary increases	2%-10%	2%-10%

The sensitivity analysis below has been determined based on reasonably possible changes of each significant assumption on the defined benefit obligation as of the end of the reporting period, assuming if all other assumptions were held constant:

		Group	
		2020	2019
		RM	RM
Discount rates	- Increase 1% (2019: 1%)	(29,375)	(22,098)
	- Decrease 1% (2019: 1%)	32,952	24,661
Expected rate of future salary increases	- Increase 1% (2019: 1%)	33,013	25,009
	- Decrease 1% (2019: 1%)	(29,978)	(22,793)

22. LEASES

The Group has lease contracts for land used and building in its operations. Leases of land and building have remaining lease terms of 18 years. The Group's obligations under its leases are secured by the lessor's title to the leased assets. The Group is restricted from assigning and subleasing the leased assets.

The Group also has certain leases of offices with lease terms of 12 months or less. The Group applies the 'short-term lease' recognition exemptions for these leases.

Set out below are the carrying amounts of right-of-use assets recognised and the movements during the year:

Group	Lease of Land RM	Leasehold Building RM	Total RM
At 31 December 2020			
Cost			
At 1 January 2020	2,664,270	25,808,501	28,472,771
Addition	238,791	-	238,791
Exchange difference	(6,824)	(448,948)	(455,772)
At 31 December 2020	2,896,237	25,359,553	28,255,790
Accumulated Depreciation			
At 1 January 2020	138,258	4,777,948	4,916,206
Depreciation of right-of-use assets	146,128	1,157,188	1,303,316
Exchange difference	(1,285)	(411,749)	(413,034)
At 31 December 2020	283,101	5,523,387	5,806,488
Net Carrying Amount	2,613,136	19,836,166	22,449,302

Notes to the Financial Statements

31 December 2020

22. LEASES (CONT'D)

Group	Lease of Land RM	Leasehold Building RM	Total RM
At 31 December 2019			
Cost			
At 1 January 2019	2,658,096	25,737,296	28,395,392
Exchange difference	6,174	71,205	77,379
At 31 December 2019	2,664,270	25,808,501	28,472,771
Accumulated Depreciation			
At 1 January 2019	-	3,582,160	3,582,160
Depreciation of right-of-use assets	137,738	1,176,937	1,314,675
Exchange difference	520	18,851	19,371
At 31 December 2019	138,258	4,777,948	4,916,206
Net Carrying Amount	2,526,012	21,030,553	23,556,565

Set out below are the carrying amounts of lease liabilities and the movements during the year:

	Group	
	2020 RM	2019 RM
As at 1 January	2,564,203	2,658,096
Addition	238,791	-
Accretion of interest on lease liabilities	85,589	87,850
Payment	(229,055)	(187,409)
Exchange difference	(2,397)	5,666
As at 31 December	2,657,131	2,564,203
Current	122,164	102,985
Non-current	2,534,967	2,461,218
	2,657,131	2,564,203

The maturity analysis of lease liabilities are disclosed below:

	Group	
	2020 RM	2019 RM
Not later than one year	122,164	102,985
Later than one year but not later than five years	645,829	570,028
Later than five years	1,889,138	1,891,190
	2,657,131	2,564,203
	RM	RM
Depreciation of right-of-use assets	(1,303,316)	(1,314,675)
Accretion of interest on lease liabilities	(85,589)	(87,850)
Total amount recognised in profit or loss	(1,388,905)	(1,402,525)

The Group had total cash outflows for lease payments amounting to RM229,055 (2019: RM187,409). The future cash outflows relating to short-term leases are disclosed in Note 34.

Notes to the Financial Statements

31 December 2020

23. REVENUE

(a) Disaggregation of Revenue

Segments	Group					
	Sales of Goods		Service Income		Total Revenue	
	2020 RM	2019 RM	2020 RM	2019 RM	2020 RM	2019 RM
Primary geographical market						
Malaysia	5,188,943	710,591	-	492,157	5,188,943	1,202,748
Singapore	17,414,438	12,917,254	6,822,734	5,745,951	24,237,172	18,663,205
Indonesia	3,295,712	12,103,293	-	-	3,295,712	12,103,293
Philippines	1,934,556	3,399,932	-	-	1,934,556	3,399,932
Thailand	3,241,251	5,227,831	-	33,646	3,241,251	5,261,477
Others	11,007,119	7,618,440	508,296	448,786	11,515,415	8,067,226
	<u>42,082,019</u>	<u>41,977,341</u>	<u>7,331,030</u>	<u>6,720,540</u>	<u>49,413,049</u>	<u>48,697,881</u>
Major product or service lines						
Rotating equipment and spare parts	42,082,019	41,977,341	-	-	42,082,019	41,977,341
Maintenance and overhaul services	-	-	7,331,030	6,720,540	7,331,030	6,720,540
	<u>42,082,019</u>	<u>41,977,341</u>	<u>7,331,030</u>	<u>6,720,540</u>	<u>49,413,049</u>	<u>48,697,881</u>
Timing of transfer of goods or services						
At a point in time	42,082,019	41,977,341	-	-	42,082,019	41,977,341
Over time	-	-	7,331,030	6,720,540	7,331,030	6,720,540
	<u>42,082,019</u>	<u>41,977,341</u>	<u>7,331,030</u>	<u>6,720,540</u>	<u>49,413,049</u>	<u>48,697,881</u>

	Company	
	2020 RM	2019 RM
Dividend income	<u>3,441,856</u>	<u>1,402,500</u>

Set out below, is the reconciliation of the revenue from contracts with customers with the amounts disclosed in the segment information

	Group			
	Sales of Goods		Service Income	
	2020 RM	2019 RM	2020 RM	2019 RM
Revenue	42,082,019	41,977,341	7,331,030	6,720,540
Inter-segment	2,973,418	4,497,664	-	-
	<u>45,055,437</u>	<u>46,475,005</u>	<u>7,331,030</u>	<u>6,720,540</u>
Inter-segment adjustments and elimination	(2,973,418)	(4,497,664)	-	-
Total revenue from contracts with customers	<u>42,082,019</u>	<u>41,977,341</u>	<u>7,331,030</u>	<u>6,720,540</u>

(b) Contract Balances

Information about trade receivables, contract assets and contract liabilities from contracts with customers are disclosed in Note 12, Note 13 and Note 19 respectively.

The Group has recognised expected credit losses on trade receivables and contract asset arising from contracts with customers as disclosed in Note 12 and Note 13 respectively.

Notes to the Financial Statements

31 December 2020

23. REVENUE (CONT'D)

(c) Performance Obligation

Information about the Group's performance obligations are summarised below:

(i) Sales of Goods

The performance obligation is satisfied upon delivery of the rotating equipment and spare parts and payment is generally due within 30 to 120 days from delivery.

(ii) Service Income

The performance obligation is satisfied over-time and payment is generally due upon completion of maintenance and overhaul services and acceptance of the customer.

24. COST OF SALES

Cost of sales comprises cost of goods sold and its associated expenses.

	Group		Company	
	2020 RM	2019 RM	2020 RM	2019 RM
Cost of inventories sold	30,669,473	31,464,025	-	-
Cost of services	3,528,911	3,537,302	-	-
	<u>34,198,384</u>	<u>35,001,327</u>	<u>-</u>	<u>-</u>

25. INTEREST INCOME

	Group		Company	
	2020 RM	2019 RM	2020 RM	2019 RM
Interest income from fixed deposits with licensed banks	248,417	412,474	7,259	2,466

26. OTHER INCOME

	Group		Company	
	2020 RM	2019 RM	2020 RM	2019 RM
Net unrealised gain on foreign currency translations	119,844	-	-	-
Rental income	1,267,023	1,185,641	-	-
Gain on disposal of property plant and equipment	8,635	397	-	-
Reversal of write-down of inventories	42,094	85,014	-	-
Government assistance on job support scheme	851,411	-	-	-
Others	107,360	135,900	-	-
	<u>2,396,367</u>	<u>1,406,952</u>	<u>-</u>	<u>-</u>

Notes to the Financial Statements

31 December 2020

27. EMPLOYEE BENEFITS EXPENSE

	Group		Company	
	2020 RM	2019 RM	2020 RM	2019 RM
Salaries, bonuses and other emoluments	6,876,526	6,448,402	182,930	170,435
Director fees	104,000	104,000	104,000	104,000
Contributions to defined contribution plan	626,720	607,857	21,528	18,347
Increase in liability for defined benefit plan	57,950	44,983	-	-
Other benefits	772,617	649,958	430	786
	8,437,813	7,855,200	308,888	293,568
Less: Amount included in Cost of Sales	(1,835,835)	(1,982,133)	-	-
	6,601,978	5,873,067	308,888	293,568

Included in employee benefits expense of the Group and of the Company are Directors' remuneration amounting to RM1,166,064 (2019: RM1,046,956) and RM150,610 (2019: RM148,610) respectively.

28. DIRECTORS' REMUNERATION

	Group		Company	
	2020 RM	2019 RM	2020 RM	2019 RM
Directors of the Company				
Executive:				
Salaries and other emoluments	255,127	245,435	-	-
Fees	22,000	22,000	22,000	22,000
Bonus	38,560	18,478	-	-
Defined contribution plan	47,802	42,224	-	-
Insurance effected to indemnify directors	3,537	3,537	3,537	3,537
Total Executive Directors' remuneration	367,026	331,674	25,537	25,537
Non-Executive:				
Fees	82,000	82,000	82,000	82,000
Other emoluments	36,000	34,000	36,000	34,000
Insurance effected to indemnify directors	7,073	7,073	7,073	7,073
Total Non-Executive Directors' remuneration	125,073	123,073	125,073	123,073
	492,099	454,747	150,610	148,610
Directors of the Subsidiaries				
Executive:				
Salaries and other emoluments	534,735	510,644	-	-
Fees	-	-	-	-
Bonus	86,885	39,122	-	-
Defined contribution plan	52,345	42,443	-	-
	673,965	592,209	-	-
Non-Executive:				
Fees	-	-	-	-
Total Directors' remuneration	1,166,064	1,046,956	150,610	148,610
Executive Directors' remuneration	1,040,991	923,883	25,537	25,537
Non-Executive Directors' remuneration	125,073	123,073	125,073	123,073
	1,166,064	1,046,956	150,610	148,610

Notes to the Financial Statements

31 December 2020

28. DIRECTORS' REMUNERATION (CONT'D)

The number of Directors of the Company whose total remuneration during the financial year fell within the followings bands is analysed below:

	Number of Directors			
	Group		Company	
	Executive Directors	Non-Executive Directors	Executive Directors	Non-Executive Directors
At 31 December 2020				
RM0 - RM50,000	1	4	2	4
RM300,001 – RM350,000	1	-	-	-
At 31 December 2019				
RM0 - RM50,000	1	4	2	4
RM300,001 – RM350,000	1	-	-	-

29. FINANCE COST

	Group		Company	
	2020 RM	2019 RM	2020 RM	2019 RM
Interest expense on obligations under finance lease	687	2,717	-	-
Accretion of interest on lease liabilities	85,589	87,850	-	-
	86,276	90,567	-	-

30. PROFIT BEFORE TAXATION

The following amounts have been included in arriving at profit before taxation:

	Group		Company	
	2020 RM	2019 RM	2020 RM	2019 RM
Auditors' remuneration:				
- statutory audits				
- current year	318,832	326,793	80,000	75,000
- non-statutory audits	10,000	10,000	10,000	10,000
Depreciation of property, plant and equipment	1,323,879	1,378,290	486	920
Depreciation of investment property	253,879	255,356	-	-
Depreciation of right-of-use assets	1,303,316	1,314,675	-	-
Amortisation on investment in club membership	7,680	7,680	-	-
Non-Executive Directors' remuneration	125,073	123,073	125,073	123,073
Allowance for impairment loss on financial assets:				
- trade receivables	23,625	72,014	-	-
- contract assets	-	(9,495)	-	-
Bad debt written off	57,779	-	-	-
Inventories written-down	47,407	59,580	-	-
Unrealised loss on foreign currency translations	-	49,787	-	-
Realised loss on foreign currency translations	242,701	436,076	-	-
Provision for retirement benefit obligations	37,886	42,853	-	-
Operating lease:				
Rental on properties on short-term lease	139,632	137,773	-	-

Notes to the Financial Statements

31 December 2020

31. INCOME TAX EXPENSE

	Group		Company	
	2020 RM	2019 RM	2020 RM	2019 RM
Current income tax:				
- Malaysian income tax	1,104	9,960	1,104	9,960
- Foreign income tax	1,437,529	824,616	-	-
- (Over)/under provision in respect of previous financial years	(109,024)	(4,717)	(9,495)	104
	1,329,609	829,859	(8,391)	10,064
Deferred tax (Note 10):				
Relating to origination and reversal of temporary differences	(223,234)	93,315	-	-
	(223,234)	93,315	-	-
	1,106,375	923,174	(8,391)	10,064

Domestic income tax is calculated at the Malaysian statutory tax rate of 24% (2019: 24%) of the estimated assessable profit for the financial year. The corporate tax rate applicable to the Singapore subsidiaries of the Group was 17% (2019: 17%). Taxation for other jurisdictions is calculated at the rates prevailing in the respective jurisdictions.

A reconciliation of income tax expense applicable to profit before taxation at the statutory income tax rate to income tax expense at the effective income tax rate of the Group and of the Company is as follows:

	Group		Company	
	2020 RM	2019 RM	2020 RM	2019 RM
Profit before taxation	6,490,116	3,921,811	2,719,594	794,221
Tax at Malaysian statutory tax rate of 24% (2019: 24%)	1,557,628	941,235	652,703	190,613
Different tax rates in other countries	(516,772)	(278,170)	-	-
Adjustments:				
Non-deductible expenses	632,903	596,188	174,446	155,947
Income not subject to taxation	(138,756)	(8,757)	(826,045)	(336,600)
Effect of partial exemption and tax relief	(53,097)	(52,932)	-	-
Share of results of associates	(295,171)	(319,384)	-	-
Share of results of joint venture	(3,291)	(16,359)	-	-
Over provision of income tax expense in prior financial year	(109,024)	(4,717)	(9,495)	104
Deferred tax asset not recognised	31,955	66,070	-	-
Income tax expense recognised in the statements of income	1,106,375	923,174	(8,391)	10,064

The above reconciliation is prepared by aggregating separate reconciliations for each national jurisdiction.

Notes to the Financial Statements

31 December 2020

32. EARNINGS PER SHARE

Basic earnings per share amounts are calculated by dividing profit for the financial year, net of tax, attributable to owners of the parent by the weighted average number of ordinary shares outstanding during the financial year.

	Group	
	2020 RM	2019 RM
Profit net of tax attributable to owners of the parent used in the computation of basic and diluted earnings per share	5,383,306	2,997,623
	Number of shares	
	2020	2019
Weighted average number of ordinary shares for basic and diluted earnings per share computation	108,000,000	108,000,000
	Sen per share	
	2020	2019
Basic and diluted earnings per share for profit for the financial year (sen per share)	5	3

The Group has no dilutive potential ordinary share in issue as at 31 December 2020 and 31 December 2019 and therefore the diluted earnings per share are the same.

33. RELATED PARTY TRANSACTIONS

(a) Sale and Purchase of Goods and Services

In addition to the related party information disclosed elsewhere in the financial statements, the following significant transactions between the Group and related parties took place at terms and conditions mutually agreed between the parties during the financial year:

	2020 RM	2019 RM	2020 RM	2019 RM
(Income)/ Expense:				
Dividend income from:				
- subsidiary	-	-	(1,462,656)	-
- associate	-	-	(1,436,500)	(1,402,500)
- joint venture	-	-	(121,889)	(182,262)
Sale of goods and services to:				
- associates	(141,692)	(1,320,049)	-	-
Purchase of goods from associate	-	66,467	-	-
Commission expense paid to joint venture	196,597	358,582	-	-
Expenses reimbursed by an associate	(123,591)	(31,561)	-	-

Information regarding outstanding balances arising from related party transactions as at 31 December 2020 and 31 December 2019 are disclosed in Notes 12 and 18.

Notes to the Financial Statements

31 December 2020

33. RELATED PARTY TRANSACTIONS (CONT'D)

(b) Compensation of Key Management Personnel

Key management personnel are those persons having authority and responsibility for planning, directing and controlling the activities of the entity, directly or indirectly.

The remuneration of Directors and other members of key management during the financial year was as follows:

	Group		Company	
	2020 RM	2019 RM	2020 RM	2019 RM
Directors of the Company:				
Salaries and other emoluments	291,127	279,435	36,000	34,000
Fees	104,000	104,000	104,000	104,000
Bonus	38,560	18,478	-	-
Defined contribution plan	47,802	42,224	-	-
Insurance effected to indemnify directors	10,610	10,610	10,610	10,610
	<u>492,099</u>	<u>454,747</u>	<u>150,610</u>	<u>148,610</u>
Directors of the Subsidiaries:				
Salaries and other emoluments	534,735	510,644	-	-
Fees	-	-	-	-
Bonus	86,885	39,122	-	-
Defined contribution plan	52,345	42,443	-	-
	<u>673,965</u>	<u>592,209</u>	<u>-</u>	<u>-</u>
Key Management Personnel:				
Salaries and other emoluments	1,400,023	1,345,442	-	-
Bonus	223,280	105,272	-	-
Defined contribution plan	178,639	150,196	-	-
	<u>1,801,942</u>	<u>1,600,910</u>	<u>-</u>	<u>-</u>
Total Directors and Key Management Personnel Remuneration	<u>2,968,006</u>	<u>2,007,866</u>	<u>150,610</u>	<u>148,610</u>
Director	1,166,064	1,046,956	150,610	148,610
Key Management Personnel	<u>1,801,942</u>	<u>1,600,910</u>	<u>-</u>	<u>-</u>
	<u>2,968,006</u>	<u>2,647,866</u>	<u>150,610</u>	<u>148,610</u>

34. COMMITMENTS

(a) Capital Commitments

Capital expenditure as at the reporting date is as follows:

	Group	
	2020 RM	2019 RM
Capital expenditure		
Approved and contracted for: Renovation work	-	50,031

Notes to the Financial Statements

31 December 2020

34. COMMITMENTS (CONT'D)

(b) Operating Lease Commitments for Short-Term Lease - Lessee

In addition to the land use rights disclosed in Note 5, the Group has entered into commercial lease on certain leases on office equipment and certain properties. These leases have an average tenure of one (1) year (2019: one (1) year) with no renewal option or contingent rent provision included in the contracts. There are no restrictions place upon the Group by entering into the leases.

Future minimum lease payable under short-term operating leases (excluding land use rights) at the reporting date but not recognised as liabilities are as follows:

	Group	
	2020 RM	2019 RM
Not later than one (1) year	87,083	46,790

(c) Operating Lease Commitments - Lessor

The Group has entered into commercial property leases on one of its properties. This non-cancellable lease has remaining lease term of two years with no renewal option included in the contract.

Future minimum rentals receivables under non-cancellable operating leases at the reporting date are as follows:

	Group	
	2020 RM	2019 RM
Not later than one (1) year	1,226,153	1,282,751
Later than one (1) year but not later than five (5) years	264,719	963,307
	1,490,872	2,246,058

35. FINANCIAL RISK MANAGEMENT OBJECTIVES AND POLICIES

The Group and the Company are exposed to financial risks arising from their operations and the use of financial instruments. The key financial risks include credit risk, liquidity risk and foreign currency risk. The Group does not hold or issue derivative financial instruments for trading purposes.

The following sections provide details regarding the Group's and the Company's exposure to the above-mentioned financial risks and the objectives, policies and processes for the management of these risks.

(a) Credit Risk

Credit risk is the risk of loss that may arise on outstanding financial instruments should a counterparty default on its obligations. The carrying amounts of fixed deposits and cash and bank balances and trade and other receivables, represent the Group's maximum exposure to credit risk.

Deposits with licensed banks and other financial institutions that are neither past due nor impaired are placed with or entered into with reputable financial institutions or companies with high credit ratings and no history of default.

The Group's objective is to seek continual revenue growth while minimising losses incurred due to increased credit risk exposure. The Group trades only with recognised and creditworthy third parties. It is the Group's policy that all customers who wish to trade on credit terms are subject to credit verification procedures. In addition, receivable balances are monitored on an ongoing basis with the result that the Group's exposure to bad debts is not significant.

Notes to the Financial Statements

31 December 2020

35. FINANCIAL RISK MANAGEMENT OBJECTIVES AND POLICIES (CONT'D)

(a) Credit Risk (Cont'd)

Trade Receivables

An impairment analysis is performed at each reporting date using the simplified approach to measure expected credit losses. The provision is based on reasonable and supportable information that is available at the reporting date about past events, current conditions and forecast of future economic conditions. The maximum exposure to credit risk at the reporting date is the carrying value of each class of financial assets disclosed in Note 12 and Note 13 respectively.

Information about the credit risk exposure and expected credit loss movement on the Group's trade receivables and contract assets are disclosed in Note 12 and Note 13 respectively.

Credit risk concentration profile

The Group determines concentrations of credit risk by monitoring the country profile of its trade receivables on an ongoing basis. The credit risk concentration profile of the Group's trade receivables at the reporting date are as follows:

Trade Receivables

	Group			
	2020		2019	
	RM	% of total	RM	% of total
By Country:				
Malaysia	423,727	4%	870,828	5%
Singapore	4,336,839	44%	5,419,647	32%
Philippines	584,014	6%	980,737	6%
Indonesia	2,898,561	29%	5,000,482	30%
Brunei	102,172	1%	2,383,058	14%
Thailand	140,041	1%	2,046,291	12%
Vietnam	1,339,780	14%	86,065	1%
Others	7,592	1%	-	0%
Total trade receivables	9,832,726	100%	16,787,108	100%

(b) Liquidity Risk

Liquidity risk is the risk that the Group will encounter difficulty in meeting financial obligations due to shortage of funds. The Group and the Company monitor and maintain a level of cash and cash equivalents deemed adequate by management to mitigate the effects of fluctuations in cash flows.

Analysis of Financial Instruments by Remaining Contractual Maturities

The table below summarises the maturity profile of the Group's and of the Company's financial assets and liabilities at the reporting date based on contractual undiscounted repayment obligations.

	On demand or within one (1) year RM	One (1) to five (5) years RM	More than (5) years RM	Total RM
At 31 December 2020				
Group				
Financial Assets:				
Trade and other receivables	11,401,307	-	-	11,401,307
Dividend receivables	1,436,500	-	-	1,436,500
Cash and bank balances	47,522,613	-	-	47,522,613
Total undiscounted assets	60,360,420	-	-	60,360,420

Notes to the Financial Statements

31 December 2020

35. FINANCIAL RISK MANAGEMENT OBJECTIVES AND POLICIES (CONT'D)

(b) Liquidity Risk (Cont'd)

Analysis of Financial Instruments by Remaining Contractual Maturities (Cont'd)

	On demand or within one (1) year RM	One (1) to five (5) years RM	More than (5) years RM	Total RM
At 31 December 2020				
Financial Liabilities:				
Trade and other payables	7,158,394	-	-	7,158,394
Lease liabilities	208,196	941,419	2,310,078	3,459,693
Obligations under finance leases	4,031	-	-	4,031
Retirement benefit obligation	-	-	363,569	363,569
Total undiscounted liabilities	7,370,621	941,419	2,673,647	10,985,687
Total net undiscounted financial assets/(liabilities)	52,989,799	(941,419)	(2,673,647)	49,374,733
Company				
Financial Assets:				
Trade and other receivables	7,605	-	-	7,605
Dividend receivables	2,899,156	-	-	2,899,156
Cash and bank balances	543,647	-	-	543,647
Total undiscounted assets	3,450,408	-	-	3,450,408
Financial Liabilities:				
Trade and other payables	222,598	-	-	222,598
Total undiscounted liabilities	222,598	-	-	222,598
Total net undiscounted financial assets	3,227,810	-	-	3,227,810
At 31 December 2019				
Group				
Financial Assets:				
Trade and other receivables	19,732,506	-	-	19,732,506
Dividend receivables	1,402,500	-	-	1,402,500
Cash and bank balances	45,154,332	-	-	45,154,332
Total undiscounted assets	66,289,338	-	-	66,289,338
Financial Liabilities:				
Trade and other payables	8,035,797	-	-	8,035,797
Lease liabilities	187,452	937,268	2,312,041	3,436,761
Obligations under finance leases	19,656	4,034	-	23,690
Retirement benefit obligation	-	-	272,130	272,130
Total undiscounted liabilities	8,242,905	941,302	2,584,171	11,768,378
Total net undiscounted financial assets/(liabilities)	58,046,433	(941,302)	(2,584,171)	54,520,960

Notes to the Financial Statements

31 December 2020

35. FINANCIAL RISK MANAGEMENT OBJECTIVES AND POLICIES (CONT'D)

(b) Liquidity Risk (Cont'd)

Analysis of Financial Instruments by Remaining Contractual Maturities (Cont'd)

	On demand or within one (1) year RM	One (1) to five (5) years RM	More than (5) years RM	Total RM
Company				
Financial Assets:				
Trade and other receivables	7,605	-	-	7,605
Dividend receivables	1,402,500	-	-	1,402,500
Cash and bank balances	401,990	-	-	401,990
Total undiscounted assets	1,812,095	-	-	1,812,095
Financial Liabilities:				
Trade and other payables	219,265	-	-	219,265
Total undiscounted liabilities	219,265	-	-	219,265
Total net undiscounted financial assets	1,592,830	-	-	1,592,830

Group

Changes in liabilities arising from financing activities	1 January 2020	Accretion of Interest on Lease Liabilities Additions	Exchange Difference	Cashflow	Other	31 December 2020
Current obligations under finance lease	18,857	-	-	(19,057)	4,147	3,947
Non-current obligations under finance leases	4,147	-	-	-	(4,147)	-
Current lease liabilities	102,985	40,481	85,589	(229,055)	122,164	122,164
Non-current lease liabilities	2,461,218	198,310	-	(2,397)	(122,164)	2,534,967
Total liabilities from financing activities	2,587,207	238,791	85,589	(248,112)	-	2,661,078

Group

Changes in liabilities arising from financing activities	1 January 2019	Arising from Adoption of MFRS 16	Accretion of Interest on Lease Liabilities	Exchange Difference	Cashflow	Other	31 December 2019
Current obligations under finance leases	22,881	-	-	-	(22,293)	18,269	18,857
Non-current obligations under finance leases	22,416	-	-	-	-	(18,269)	4,147
Current lease liabilities	-	99,559	87,850	-	(187,409)	102,985	102,985
Non-current lease liabilities	-	2,558,537	-	5,666	-	(102,985)	2,461,218
Total liabilities from financing activities	45,297	2,658,096	87,850	5,666	(209,702)	-	2,587,207

The 'Other' column includes the effect of reclassification of non-current portion of interest-bearing loans and borrowings, including obligations under finance leases to current due to the passage of time. The Group classifies interest paid as cash flows from operating activities.

Notes to the Financial Statements

31 December 2020

35. FINANCIAL RISK MANAGEMENT OBJECTIVES AND POLICIES (CONT'D)

(c) Interest Rate Risk

Interest rate risk is the risk that the fair value or future cash flows of the Group's financial instruments will fluctuate because of changes in market interest rates.

The Group's exposure to interest rate risk arises primarily from their borrowings. The Group's policy is to manage interest cost using a mix of fixed and floating rate debts.

(d) Foreign Currency Risk

Foreign currency risk is the risk that the fair value or future cash flows of a financial instrument will fluctuate because of changes in foreign exchange rates.

The Group has transactional currency exposures arising from sales or purchases that are denominated in a currency other than the respective functional currencies of Group entities, primarily United States Dollar ("USD"), Japanese Yen ("JPY") and EURO Dollar ("EURO").

During the financial year, the Group's entire sales (2019: entire sales) are denominated in foreign currencies whilst the entire costs (2019: entire costs) are denominated in the respective functional currencies of the Group entities. The Group's trade receivable and trade payable balances at the reporting date have similar exposures.

The Group and the Company also hold cash and cash equivalents denominated in foreign currencies for working capital purposes as disclosed in Note 14.

In addition to transactional exposure, the Group is also exposed to currency translation risk arising from its net investments in foreign operations. The Group's net investments in foreign subsidiaries are not hedged as currency positions are considered to be long-term in nature.

Sensitivity analysis for foreign currency risk

The following table demonstrates the sensitivity of the Group's profit for the year to a reasonably possible change in the USD, JPY and EURO exchange rates against the respective functional currencies of the Group entities, with all other variables held constant.

		Group	
		2020 RM	2019 RM
		Profit for the year	Profit for the year
USD/RM	- strengthened 5% (2019: 5%)	378,856	767,644
	- weakened 5% (2019: 5%)	(378,856)	(767,644)
JPY/RM	- strengthened 5% (2019: 5%)	122,463	123,722
	- weakened 5% (2019: 5%)	(122,463)	(123,722)
EURO/RM	- strengthened 5% (2019: 5%)	90,481	(12,131)
	- weakened 5% (2019: 5%)	(90,481)	12,131

Notes to the Financial Statements

31 December 2020

35. FINANCIAL RISK MANAGEMENT OBJECTIVES AND POLICIES (CONT'D)

(d) Foreign Currency Risk (Cont'd)

The net unhedged financial assets and liabilities of the Group as at 31 December 2020 that are transacted in their functional currencies other than RM, SGD, PHP, THB and IDR are as follows:

	Cash and Bank Balances RM	Receivables RM	Payables RM	Total RM
Group				
At 31 December 2020				
United States Dollars	7,610,688	3,101,856	(3,135,426)	7,577,118
Japanese Yen	2,971,067	-	(521,807)	2,449,260
Euro Dollars	776,364	1,447,175	(413,928)	1,809,611
	<u>11,358,119</u>	<u>4,549,031</u>	<u>(4,071,161)</u>	<u>11,835,989</u>
At 31 December 2019				
United States Dollars	9,958,770	8,320,140	(2,926,035)	15,352,875
Japanese Yen	2,588,095	118,071	(231,729)	2,474,437
Euro Dollars	504,644	1,204,760	(1,952,015)	(242,611)
	<u>13,051,509</u>	<u>9,642,971</u>	<u>(5,109,779)</u>	<u>17,584,701</u>

36. FINANCIAL INSTRUMENTS

The fair value of a financial instrument is the amount at which the instrument could be exchanged or settled between knowledgeable and willing parties in an arm's length transaction, other than in a forced or liquidation sale.

The Group do not have financial assets and liabilities that are measured at fair value on a non-recurring basis in the statement of financial position after initial recognition.

(a) Fair Value Hierarchy

The Group categories fair value measurements using a fair value hierarchy that is dependent on the valuation inputs used as follows:

- Level 1 - Quoted prices (unadjusted) in active market for identical assets or liabilities that the Group can access at the measurement date,
- Level 2 - Inputs other than quoted prices included within Level 1 that are observable for the asset or liability, either directly or indirectly, and
- Level 3 - Unobservable inputs for the asset or liability.

Fair value measurements that use inputs of different hierarchy levels are categorised in its entirety in the same level of fair value hierarchy as the lowest level input that is significant to the entire measurement.

The Group and the Company does not have any financial instruments classified as Level 1 to Level 3 as at 31 December 2020 and 31 December 2019.

Financial Instruments whose Carrying Amounts Approximate Fair Value

Management has determined that the carrying amounts of cash and short term deposits, receivables and payables, based on their notional amounts, reasonably approximate their fair values because these are mostly short-term in nature or that they are floating rate instruments that are re-priced to market interest rates on or near the reporting date.

Notes to the Financial Statements

31 December 2020

36. FINANCIAL INSTRUMENTS (CONT'D)

(b) Assets and Liabilities not Measured at Fair Value, for which Fair Value is Disclosed

	Group Carrying amount RM	Fair value RM
At 31 December 2020		
Asset		
Investment properties	6,276,854	15,884,425
Liabilities		
Finance lease payable	3,947	3,500
At 31 December 2019		
Asset		
Investment properties	6,576,574	16,491,846
Liabilities		
Finance lease payable	23,004	21,458

The fair value of finance lease liabilities and interest-bearing loans and borrowings with fixed interest rates are estimated by discounting expected future cash flows at market incremental lending rate for similar types of lending, borrowing or leasing arrangement at the end of the reporting period.

37. CAPITAL MANAGEMENT

The primary objective of the Group's capital management is to ensure that it maintains a strong credit rating and healthy capital ratios in order to support its business and maximise shareholder value.

The Group manages its capital structure and makes adjustments to it, in light of changes in economic conditions. To maintain or adjust the capital structure, the Group may adjust the dividend payment to shareholders, return capital to shareholders or issue new shares. No changes were made in the objectives, policies or processes during the financial years ended 31 December 2020 and 31 December 2019.

The Group's capital management is dependent on capital requirements of the business or investments. Management would evaluate various options taking into consideration market conditions, nature of investment and the Group's structure.

The Group is not subjected to any externally imposed capital requirement except as disclosed in Note 16(d).

The Group monitor its capital by minimising external borrowing and funds its operation mainly through internally generated funds.

The Group monitors capital using a gearing ratio, which is total debt divided by total capital. The Group's policy is to keep the gearing ratio at a manageable level. The Group includes finance lease and borrowings within debt. Capital includes equity attributable to the owners of the parent.

	Note	Group 2020 RM	2019 RM
Finance lease payable	20	3,947	23,004
Lease liabilities	22	2,657,131	2,564,203
		2,661,078	2,587,207
Equity attributable to the owners of the parents		111,861,645	108,220,063
Gearing ratio		2.38%	2.39%

Notes to the Financial Statements

31 December 2020

38. SEGMENT INFORMATION (CONT'D)

	Malaysia RM	Singapore RM	Indonesia RM	Philippines RM	Thailand RM	Consolidation adjustments RM	Group RM
At 31 December 2019							
Assets							
Segment assets	55,081,332	100,118,937	8,926,373	507,537	18,144,350	(59,748,581)	123,029,948
Unallocated assets	-	-	-	-	109,162	-	109,162
Total assets							<u>123,139,110</u>
Liabilities							
Segment liabilities	219,266	18,420,262	2,528,504	1,251,967	827,279	(9,269,414)	13,977,864
Unallocated liabilities	3,971	783,031	43,996	-	110,185	-	941,183
Total liabilities							<u>14,919,047</u>
Other information							
Capital expenditure	-	172,503	-	-	11,871	-	184,374
Depreciation of property, plant and equipment	920	995,487	280,148	52,362	49,373	-	1,378,290
Depreciation of investment properties	-	137,591	117,765	-	-	-	255,356
Depreciation of right-of-use assets	-	1,314,675	-	-	-	-	1,314,675
Amortisation of club memberships	-	7,680	-	-	-	-	7,680
Other non-cash expenses	-	172,273	5,169	20,533	19,203	-	217,178

39. DIVIDENDS

	Dividend in respect of year		Dividend recognised in year	
	2020 RM	2019 RM	2020 RM	2019 RM
Group and Company				
Recognised during the financial year				
In respect of financial year ended 31 December 2018				
- Final single-tier dividend (2 sen) on 108,000,000 ordinary shares paid on 27 June 2019	-	-	-	2,160,000
In respect of financial year ended 31 December 2019				
- Final single-tier dividend (1 sen) on 108,000,000 ordinary shares paid on 24 September 2020	-	1,080,000	1,080,000	-
	-	1,080,000	1,080,000	2,160,000

Notes to the Financial Statements

31 December 2020

39. DIVIDENDS (CONT'D)

	Group and Company	
	2020	2019
	RM	RM
Proposed but not recognised as a liability as at 31 December:		
Dividends on ordinary shares, subject to shareholders' approval at the Annual General Meeting:		
- Final single-tier dividend for 2019: 1 sen per ordinary share	-	1,080,000
- Final single-tier dividend for 2020: 2 sen per ordinary share	2,160,000	-

At the forthcoming Annual General Meeting, a final single-tier dividend of 2 sen per ordinary share in respect of the financial year ended 31 December 2020, on 108,000,000 ordinary shares, amounting to a dividend payable of RM2,160,000 will be proposed for shareholders' approval. The financial statements for the current financial year do not reflect this proposed dividend. Such dividend, if approved by the shareholders, will be accounted for in equity as an appropriation of retained earnings in the financial year ending 31 December 2021.

40. SIGNIFICANT EVENT

The COVID-19 outbreak was declared a pandemic by the World Health Organization in March 2020. Responding to the outbreak, the Governments in the regions in which the Group and the Company operate have implemented various movement controls and restrictions.

On 18 March 2020, the Government of Malaysia imposed a Movement Control Order ("MCO") and on the 7 April 2020, the Government of Singapore imposed a Circuit Breaker ("CB"), both of which involves movement restrictions for locals and restrictions on foreigners from entering the countries.

On 4 May 2020, the Government of Malaysia has then imposed Conditional Movement Control Order ("CMCO") and on 10 June 2020, Recovery Movement Control Order ("RMCO"). Further from that, the Government of Malaysia has made several amendments to the movement control order in line with the current situation of the country. Whereas the Government of Singapore has tightened measure on 21 April 2020 followed by relaxed measures on 2 May 2020.

With the various restrictions currently imposed by many countries and additional restrictions which has been imposed from time to time, the COVID-19 pandemic has significantly disrupted many business operating around the world and the economy of many countries, especially Malaysia and Singapore, are adversely affected. The impact on the business operation of the Group and of the Company has not been a direct consequences of the COVID-19 outbreak, but as a result of the measures taken by the Government of Malaysia and Singapore to contain it.

Subsequent to the announcement of Conditional Movement Control Order ("CMCO") by the Government of Malaysia on 4 May 2020 and Post Circuit Breaker ("PCB") by the Government of Singapore on 2 June 2020, all other business operations have resumed operation subjected to Standard Operating Procedures ("SOP") imposed by the Government of Malaysia and the Government of Singapore respectively.

The Group and the Company are not affected by the MCO and CB as the principal activity is considered a supplier of goods and services to those "essential services industries" which is oil and gas and therefore was allowed to operate even during the MCO and CB period subjected to SOP prescribed. Operationally, the Group do not have restriction in conducting business except restriction in man power in the premises to prevent close contact. Financially, a wholly owned subsidiary of the Group, Turbo-Mech Asia Pte Ltd has received government assistance on job support scheme during the CB period, amounting to RM851,411 during the financial year.

Thus, this has not significantly affected the overall operation and financial performance of the Group and the Company and there is no major direct and indirect impact on the Group's and the Company business, assets and liabilities.

The Directors concluded that the Group and the Company had assessed and recognised the financial impact arising from the COVID-19 pandemic as at the reporting date.

PARTICULARS OF PROPERTIES

No	Location	Description and Existing Use	Tenure	Land Area/ Built-up	Approximate Age of Buildings (years)	Net Book Valued as at 31 December 2020 (RM)
1	Turbo-Mech Asia Pte. Ltd 61, Ubi Crecent Ubi Techpark Singapore 408598	4 Storey Landed Terrace Head Office and Warehouse	Leasehold for 60 years expiring on 4 July 2057	4,524 sq. ft/ 11,312 sq. ft	23	5,086,949
2	Turbo-Mech Asia Pte. Ltd 22, Joo Koon Circle Singapore 629054	2 Storey Landed Office, and Factory/ Warehouse	Leasehold for 30 years expiring on 30 April 2038	39,505 sq. ft/ 24,973 sq. ft	41	19,836,166
3	PT Turbo Mech Indonesia Komplek CBD BSD Ruko Bidex, Blok 1-05 Jl. Pahlawan Seribu BSD City, Serpong-Tangerang 15322 Indonesia	2 Storey Landed Shop House	Leasehold for 25 years expiring on 1 August 2031	807 sq. ft/ 2,421 sq. ft.	14	297,780
4	PT Turbo Mech Indonesia Jabeka Techno Park SFB Blok A8F Jl. Techno 5, Desa Pasir Gombang Kecamatan Cikarang utara Jababeka Bekasi 17834 Indonesia	2 Storey Landed Workshop	Leasehold for 25 years expiring on 29 September 2027	10,167 sq ft/ 22,270 sq. ft	18	892,125

ANALYSIS OF SHAREHOLDINGS

As at 24 March 2021

Total Number of Issued Shares	:	108,000,000
Class of Shares	:	Ordinary shares
Voting Rights	:	One vote per ordinary share
Number of Shareholders	:	725

Size of Shareholdings	No. of Shareholders	% of Shareholders	No. of Shares Held	% of Issued Capital
Less than 100	10	1.38	152	0.00
100 - 1,000	103	14.21	72,224	0.07
1,001 - 10,000	370	51.03	2,010,500	1.86
10,001 - 100,000	193	26.62	6,234,100	5.77
100,001 - 5,399,999 (*)	46	6.35	38,508,280	35.66
5,400,000 and above (**)	3	0.41	61,174,744	56.64
Total	725	100.00	108,000,000	100.00

Notes:

* Less than 5% of issued shares

** 5% and above of issued shares

LIST OF SUBSTANTIAL SHAREHOLDERS' SHAREHOLDINGS

AS PER REGISTER OF SUBSTANTIAL SHAREHOLDERS AS AT 24 MARCH 2021

Names	Direct shareholdings		Indirect shareholdings	
	No. of Shares	%	No. of Shares	%
Mosgan Holdings Sdn. Bhd.	38,651,124	35.79	21,877,206 ⁽¹⁾	20.26
Gan Kok Ten	20,637,419	19.11	39,890,911 ⁽²⁾	36.94
Gan Kok Tin	1,239,787	1.15	59,288,543 ⁽²⁾	54.90
Leong Khai Cheong	2,802,100	2.59	5,631,770 ⁽³⁾	5.21
Lai Siew Yoong	5,631,770	5.21	2,802,100 ⁽⁴⁾	2.59

Notes:

⁽¹⁾ Deemed interested by virtue of Gan Kok Ten's and Gan Kok Tin's shareholdings in the Company pursuant to Section 8(4)(c) of the Companies Act 2016.

⁽²⁾ Deemed interested by virtue of the shareholdings of his brother and Mosgan Holdings Sdn. Bhd. pursuant to Section 8(4)(c) of the Companies Act 2016.

⁽³⁾ Deemed interested by virtue of the shareholding of his spouse pursuant to Section 59(11)(c) of the Companies Act 2016.

⁽⁴⁾ Deemed interested by virtue of the shareholding of her spouse pursuant to Section 59(11)(c) of the Companies Act 2016.

LIST OF DIRECTORS' SHAREHOLDINGS

AS PER REGISTER OF DIRECTORS' SHAREHOLDINGS AS AT 24 MARCH 2021

Names	Direct shareholdings		Indirect shareholdings	
	No. of Shares	%	No. of Shares	%
Gan Kok Ten	20,637,419	19.11	39,890,911 ⁽¹⁾	36.94
Nasaruddin Bin Mohamed Ali	940,876	0.87	-	-
Omar Bin Mohamed Said	-	-	-	-
Chan Bee Eie	-	-	1,239,787 ⁽²⁾	1.15
Tam Juat Hong	-	-	-	-
Azhar Bin Mohamad	-	-	-	-

Notes:

⁽¹⁾ Deemed interested by virtue of the shareholdings of his brother and Mosgan Holdings Sdn. Bhd. pursuant to Section 8(4)(c) of the Companies Act 2016.

⁽²⁾ Deemed interested in the direct shareholding of her spouse, Gan Kok Tin, a substantial shareholder of the Company pursuant to Section 59(11)(c) of the Companies Act 2016.

Analysis of Shareholdings

As at 24 March 2021

LIST OF 30 LARGEST SHAREHOLDERS

AS AT 24 MARCH 2021

No.	Names	Shareholdings	%
1	Mosgan Holdings Sdn. Bhd.	38,651,124	35.79
2	Gan Kok Ten	16,891,850	15.64
3	Lai Siew Yoong	5,631,770	5.21
4	Boo Lee Kiang	4,499,454	4.17
5	Lai Yew Fong	4,011,355	3.71
6	Salmiah Binti Jantan	2,827,564	2.62
7	CIMSEC Nominees (Tempatan) Sdn. Bhd. CIMB for Leong Khai Cheong	2,782,100	2.58
8	Gan Kok Ten	2,605,782	2.41
9	Loo Kien Seng	2,450,020	2.27
10	Lim Yoke Sim	2,307,200	2.14
11	Maybank Securities Nominees (Tempatan) Sdn. Bhd. Pledged Securities Account for Gan Kok Ten	2,279,574	2.11
12	AMSEC Nominees (Tempatan) Sdn. Bhd. Pledged Securities Account for Tay Eng Tong	1,797,000	1.66
13	Tay Hwee Leck	1,126,524	1.04
14	HLB Nominees (Tempatan) Sdn. Bhd. Pledged Securities Account for Chee Sai Mun	966,200	0.89
15	Leong Choong Wah	911,329	0.84
16	Maybank Nominees (Tempatan) Sdn. Bhd. Pledged Securities Account for Gan Hai Toh	896,300	0.83
17	Nasaruddin Bin Mohamed Ali	840,876	0.78
18	Loke Kah Kheon	603,200	0.56
19	Loh Chai Kiam	526,300	0.49
20	Public Nominees (Tempatan) Sdn. Bhd. Pledged Securities Account for Chee Sai Mun	521,100	0.48
21	Ong Chiow Hock	511,800	0.47
22	Kok Choi Wah	500,000	0.46
23	Mohd Radzuan Bin AB Halim	411,100	0.38
24	Yap Kim Loong	401,600	0.37
25	CGS-CIMB Nominees (Tempatan) Sdn. Bhd. Pledged Securities Account for Khor Shen Chieh	363,300	0.34
26	Teh Bee Gaik	283,400	0.26
27	Wong Siew Ting	268,002	0.25
28	Public Nominees (Tempatan) Sdn. Bhd. Pledged Securities Account for Tee Kim Hew	249,500	0.23
29	Chau Mooi Fei	248,800	0.23
30	Toh Ying Choo	237,000	0.22

PROXY FORM

TURBO-MECH BERHAD

(Registration No. 200901020166 (863263-D))

(Incorporated in Malaysia)

No. of Shares Held	CDS Account No.

*I/We, _____ (NRIC No. /Company No. _____) of _____

being a member of **TURBO-MECH BERHAD** (Registration No. 200901020166 (863263-D)), hereby appoint _____ (NRIC No. _____) of _____

or failing him/her, _____ (NRIC No. _____) of _____

or # the Chairman of the Meeting as *my/our proxy to vote for *me/us on *my/our behalf at the Twelfth Annual General Meeting of the Company to be held at Tiara Rini Ballroom, The Royale Chulan The Curve Hotel, 6 Jalan PJU 7/3, Mutiara Damansara, 47800 Petaling Jaya, Selangor Darul Ehsan, Malaysia on Friday, 21 May 2021 at 3:00 p.m. or at any adjournment thereof, on the following resolutions referred to in the notice of the Twelfth Annual General Meeting.

My/Our proxy is to vote as indicated below:-

	RESOLUTION	FOR	AGAINST
Ordinary Resolution 1	To approve a final single-tier dividend of 2.0 sen per ordinary share for the financial year ended 31 December 2020.		
Ordinary Resolution 2	To re-elect Ms Chan Bee Eie as Director.		
Ordinary Resolution 3	To approve the Directors' fees and benefits of up to an aggregate amount of RM160,000 for the period from 22 May 2021 until the next Annual General Meeting.		
Ordinary Resolution 4	To re-appoint Messrs Ernst & Young PLT as Auditors of the Company and to authorise the Directors to fix their remuneration.		
Ordinary Resolution 5	Authority to Allot Shares pursuant to Sections 75 and 76 of the Companies Act 2016.		
Ordinary Resolution 6	Proposed Renewal of Shareholders' Mandate for Recurrent Related Party Transactions.		
Ordinary Resolution 7	Authority for Mr Tam Juat Hong to continue in office as Independent Director of the Company.		
Special Resolution	Proposed Amendments to the Constitution of the Company.		

(Mark either box if you wish to direct the proxy how to vote. If you do not do so, the proxy may vote on the resolution or abstain from voting as the proxy thinks fit. If you appoint two proxies and wish them to vote differently, this should be specified.)

For appointment of two proxies, percentage of shareholdings to be represented by the proxies:

	No. of Shares	Percentage
Proxy 1		%
Proxy 2		%
Total		100%

* If you wish to appoint other person(s) to be your proxy/proxies, kindly delete the words "the Chairman of the Meeting" and insert the name(s) of the person(s) desired.

* Delete if not applicable

Dated this _____ day of _____, 2021.

Signature of Shareholder or Common Seal
Contact No.:

NOTES:

- A member entitled to attend and vote is entitled to appoint not more than two (2) proxies. Where a member appoints two (2) proxies, he shall specify the proportion of his shareholdings to be represented by each proxy, failing which the appointment shall be invalid.
- Where a member of the Company is an exempt authorised nominee which holds shares in the Company for multiple beneficial owners in one securities account ("omnibus account") as defined under the Securities Industry (Central Depositories) Act, 1991, there is no limit to the number of proxies which the exempt authorised nominee may appoint in respect of each omnibus account it holds.
- The instrument appointing a proxy shall be in writing (in the common or usual form) under the hand of the appointor or of his attorney duly authorised in writing or, if the appointor is a corporation, either under seal or under the hand of an officer or attorney duly authorised. A proxy may but need not be a member of the Company. There shall be no restriction as to the qualification of the proxy. The instrument appointing a proxy shall be deemed to confer authority to demand or join in demanding a poll.
- The instrument appointing a proxy or the power of attorney or other authority, if any, under which it is signed or notarially certified copy of that power or authority shall be deposited at the Company's Share Registrar's office at 11th Floor, Menara Symphony, No. 5, Jalan Prof. Khoo Kay Kim, Seksyen 13, 46200 Petaling Jaya, Selangor Darul Ehsan not less than forty-eight (48) hours before the time set for holding the meeting or at any adjournment thereof at which the person named in the instrument proposes to vote, and in default the instrument of proxy shall not be treated as valid. Any termination of a person's authority to act as a proxy shall be notified in writing and received by the Company at the registered office before the commencement of this Meeting.
- In respect of deposited securities, only members whose names appear on the Record of Depositors on **11 May 2021** (General Meeting Record of Depositors) shall be eligible to attend, participate, speak and vote at the meeting or appoint proxy(ies) to attend, participate, speak and vote on his behalf.
- Pursuant to Paragraph 8.29A(1) of the Main Market Listing Requirements of Bursa Malaysia Securities Berhad, all the resolutions set out in the Notice of the Twelfth Annual General Meeting will be put to vote by way of poll.

Personal Data Privacy:

By submitting an instrument appointing a proxy(ies) and /or representative(s), the member accepts and agrees to the personal data privacy terms pursuant to Personal Data Protection Act, 2010.



Please fold here

STAMP

Turbo-Mech Berhad

c/o Boardroom Share Registrars Sdn. Bhd.

11th Floor, Menara Symphony

No. 5, Jalan Prof. Khoo Kay Kim

Seksyen 13

46200 Petaling Jaya

Selangor Darul Ehsan

Malaysia

Please fold here



www.turbomech.com.my



39-5, Jalan PJU 1/41, Block D1, Dataran Prima,
47301 Petaling Jaya, Selangor Darul Ehsan, Malaysia.

Tel : 603-7805 5592
Fax : 603-7804 7801