

## Dijaya Corporation (DJC MK)

### Asset Monetisation, Finally

#### What's New

- **A major re-rating catalyst - continuous asset monetisation...** We recently met with Dijaya Corporation's (Dijaya) management, and we now feel positive after understanding their strategy and direction in unlocking value from their landbanks (which they have aggressively acquired over the past one year). We foresee significant monetisation of their assets which currently represents a high percentage of the market capitalisation.
- **... coupled with execution in delivering sales.** Recall that Dijaya went through an amalgamation exercise, where 63.7 acres of new land and 825.7k sf of net lettable area (NLA) was been injected into the group, which thereafter provided a significant level of recurring income for the group. In the coming months, the group has a strong pipeline of launches with an expected gross development value (GDV) of RM1.6b in 2012 and RM2.3b in 2013. Management has guided that the group intends to monetise its total 49 parcels of land assets that was injected during the amalgamation exercise.

#### Stock Impact

- **Amalgamation exercise is now complete.** Now that the land injection, 4-for-5 rights issue and issuance of RCULS (RM685m) have been completed, Dijaya will focus on monetising its 913 acres of strategic landbank which offer a gross GDV of RM38b. In this case, we believe asset monetisation will be done via: a) launching and delivering key projects such as Tropicana Gardens, Kota Damansara (GDV: RM1.8b), Tropicana Metropark, Subang (GDV: RM6.3b), Tropicana Danga Bay, Johor (GDV: RM3.9b), and b) disposing off smaller parcels of lands with the intention to focus on larger developers.
- **Expect sales momentum to strengthen.** Ytd sales have hit RM765m. Dijaya targets to launch properties worth RM1.6b, RM2.3b and RM2.5b in 2012, 2013 and 2014 respectively. We expect sales momentum to be strong over the next three years, driven by selected key projects. We believe this target is achievable, driven by upcoming launches, such as Tropicana Gardens (GDV: RM231m), which by our estimates, would contribute around 17% and 15% towards the group's revenue and EBIT in 2013 and 2014 respectively. Tropicana Gardens is a favourable development due to its close proximity to the new MRT station.
- **Particularly optimistic on Tropicana Gardens.** We are particularly bullish in Tropicana Gardens (GDV: RM1.6b, 17.6 acres) which is a mixed development offering a 600,000 sf mall, serviced apartments and retail units. Our optimism is premised on its strategic location, with direct connectivity to the Kota Damansara MRT station once the MRT line 1 is completed in 2017. We believe that its close proximity to the MRT station will enhance the attractiveness of the entire development, and hence capture stronger capital appreciation as well as higher rental yields.
- **Another smart strategy - disposing small land parcels while focusing on bigger developments.** We believe Dijaya plans to dispose the previously-injected small parcels of lands. The rationale behind this strategy is to focus more on bigger developments rather than wasting resources in developing small niche products on their scattered plot of lands. There is still great demand for small land plots and the target buyers are usually smaller developers. We understand that some of the

## NOT RATED

### Company Update

Share Price **RM1.05**

#### Company Description

A property developer known for its township developments around Tropicana Golf & Country Resort and Tropicana Indah since 1995. Strategically, it is moving into growth areas like Danga Bay in Johor.

#### Stock Data

GICS sector	Property
Bloomberg ticker:	DJC MK
Shares issued (m):	1,069
Market cap (RMm):	1,122.5
Market cap (US\$m):	362.1
3-mth avg daily t'over (US\$m):	117,730

#### Price Performance (%)

52-week high/low	RM1.72/RM0.995				
1mth	3mth	6mth	1yr	YTD	
(11.0)	(10.4)	(15.6)	(29.4)	(25.4)	

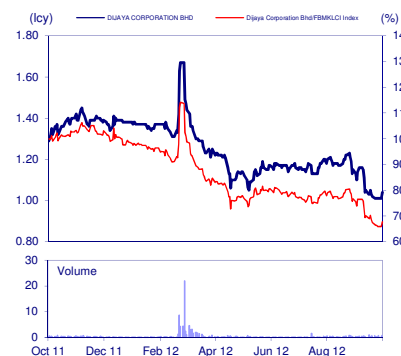
#### Major Shareholders

	%
Tan Sri Tan Chee Sing	66.4

FY12 NAV/Share (RM) 2.08

FY12 Net Debt/Share (RM) 0.775

#### Price Chart



Source: Bloomberg

#### Analyst

**Jonathan Lai**  
 (03) 2147 1986  
 jonathanlai@uobkayhian.com

lands have development orders in place, and are usually deemed as attractive bargains for smaller developers. So far, Dijaya has disposed its Kampar land for RM15m and we believe the management is looking to dispose more in the near term. These lands are located in mature areas such as Mount Austin (1.5 acres), SS2 (0.9 acre) and others which are valued at about RM130m collectively.

- Recurring income from investment properties provide earnings cushion.** Dijaya currently owns and manages two investment properties – The Tropicana City Mall (439,000 sf NLA) and the 12-storey Tropicana Office Tower (101,700 sf NLA). Tropicana City Mall has seen its occupancy rate improve from 95.1% in 2011 to 94.6% in 2012, while the office tower has been enjoying a 100% occupancy rate since 2011.
- The hidden gem - Tropicana City Mall.** Tropicana City Mall carries a book value of RM298m. In view of the strong shoppers' growth prospect, we believe that the current book value has not fully reflected the growth potential of the properties. Based on a benchmark yield of 5.5%, we believe the mall could potentially be valued at RM345m or 31% of its current market capitalisation.
- Potential REIT in the making?** Although transforming its existing investment properties into REIT may be a possibility in the longer term, we still view it as a strong catalyst for the stock price. We believe the REIT structure is practical, especially during periods of uncertainty, as investors view REITs as a safe haven to park their investments. In total, we estimate that its investment properties are worth about RM851m, and represent about 76% of its current market capitalisation. Going forward, there is also a growth angle for the possible REIT, given that both Tropicana Office Tower and Tropicana Gardens (a 600,000 sf retail mall), could be injected in the longer term.

**Earnings Revision/Risk**

- Potential additional cash inflow from land disposal.** The recent injection of small plots of land would act as a potential additional cashflow for Dijaya as it plans to dispose of the small parcels of land.

**Valuation/Recommendation**

- Assuming that Dijaya could achieve RM100m PATAMI in FY13F, this would translate into EPS of 9 sen, implying a 11x forward PE at current market price of RM1.02.
- We do not view Dijaya's valuation as expensive, as we believe the prime landbanks and good-yielding investment properties under the group should not be overlooked. We estimate the RNAV/share to be RM2.89, based a diluted basis (staged conversion for its RCULS).

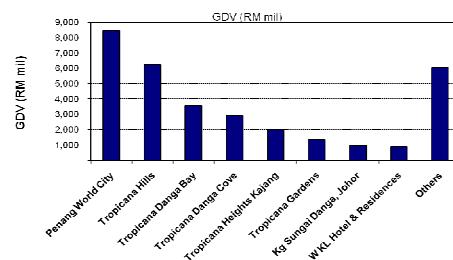
**Share Price Catalyst**

- Share price should react positively** if Dijaya's coming projects in Kota Damansara, Subang and Johor Bahru prove to be successful.

Company	Ticker	Rec	Price 9 Oct 12 (RM)	Target Price (RM)	Market cap (RM)	-----PE (x)-----			P/B	ROE
						2012	2013F	2014F		
KLCC PROP	KLCC MK	HOLD	6.15	3.30	5,744.6	23.5	22.6	21.6	1.0	5.5
MAH SING	MSGB MK	HOLD	2.20	2.01	1,841.4	10.9	11.3	10.1	1.3	17.3
MRCB	MRC MK	BUY	1.65	2.03	2,288.2	29.5	27.4	12.2	1.7	5.9
SP SETIA	SPSB MK	SELL	3.64	3.28	7,296.5	n.a	21.2	20.1	1.8	11.6
UEM LAND	ULHB MK	BUY	1.84	2.68	7,963.3	32.4	21.2	19.7	1.9	7.1
DIJAYA CORP	DJC MK	NOT RATED	1.05	n.a	1,122.5	3.3	n.a	n.a	2.1	7.0

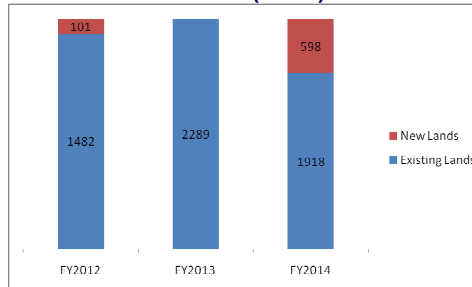
Source: Bloomberg, UOB Kay Hian

**Landbank Value Breakdown**



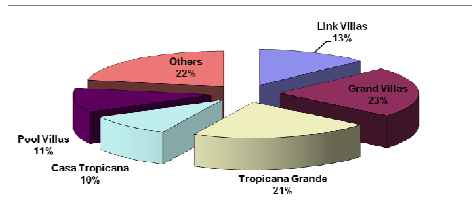
Source: Dijaya, UOB Kay Hian

**Launch Plan 2012-14 (RMm)**



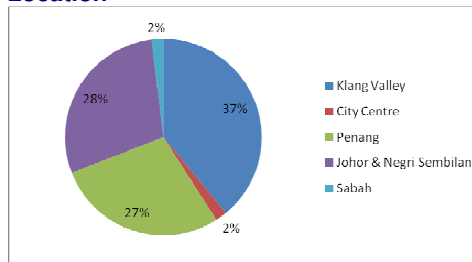
Source: Dijaya, UOB Kay Hian

**Ytd Unbilled Sales Breakdown – RM715m**



Source: Dijaya, UOB Kay Hian

**Percentage of GDV Breakdown By Location**



Source: Dijaya, UOB Kay Hian

We have based this document on information obtained from sources we believe to be reliable, but we do not make any representation or warranty nor accept any responsibility or liability as to its accuracy, completeness or correctness. Expressions of opinion contained herein are those of UOB Kay Hian Research Pte Ltd only and are subject to change without notice. Any recommendation contained in this document does not have regard to the specific investment objectives, financial situation and the particular needs of any specific addressee. This document is for the information of the addressee only and is not to be taken as substitution for the exercise of judgement by the addressee. This document is not and should not be construed as an offer or a solicitation of an offer to purchase or subscribe or sell any securities. UOB Kay Hian and its affiliates, their Directors, officers and/or employees may own or have positions in any securities mentioned herein or any securities related thereto and may from time to time add to or dispose of any such securities. UOB Kay Hian and its affiliates may act as market maker or have assumed an underwriting position in the securities of companies discussed herein (or investments related thereto) and may sell them to or buy them from customers on a principal basis and may also perform or seek to perform investment banking or underwriting services for or relating to those companies.

UOB Kay Hian (U.K.) Limited, a UOB Kay Hian subsidiary which distributes UOB Kay Hian research for only institutional clients, is an authorised person in the meaning of the Financial Services and Markets Act 2000 and is regulated by Financial Services Authority (FSA).

In the United States of America, this research report is being distributed by UOB Kay Hian (U.S.) Inc ("UOBKHUS") which accepts responsibility for the contents. UOBKHUS is a broker-dealer registered with the U.S. Securities and Exchange Commission and is an affiliate company of UOBKH. Any U.S. person receiving this report who wishes to effect transactions in any securities referred to herein should contact UOBKHUS, not its affiliate. The information herein has been obtained from, and any opinions herein are based upon sources believed reliable, but we do not represent that it is accurate or complete and it should not be relied upon as such. All opinions and estimates herein reflect our judgement on the date of this report and are subject to change without notice. This report is not intended to be an offer, or the solicitation of any offer, to buy or sell the securities referred to herein. From time to time, the firm preparing this report or its affiliates or the principals or employees of such firm or its affiliates may have a position in the securities referred to herein or hold options, warrants or rights with respect thereto or other securities of such issuers and may make a market or otherwise act as principal in transactions in any of these securities. Any such non-U.S. persons may have purchased securities referred to herein for their own account in advance of release of this report. Further information on the securities referred to herein may be obtained from UOBKHUS upon request.

**UOB Kay Hian (Malaysia) Holdings Sdn Bhd (210102-T)**

Suite 19-01/02 19th Floor, Menara Keck Seng, 203 Jalan Bukit Bintang, 55100 Kuala Lumpur, Malaysia.

Tel: (603) 2143 1180, Fax: (603) 2143 0298

<http://research.uobkayhian.com>